

Connectivity...for
Business-Critical Continuity

Connectivity and Structured Cabling Product Catalog



Connectivity Solutions





To our valued customers:

For over 25 years, Aim Electronics and Cambridge Products have been providing our electronics distributors and OEM customers with cost-effective, high-quality solutions for connectivity. Since becoming part of Emerson in 2000, we have continued the tradition of offering these separately branded product lines to our customers. However, we believe that now is the right time to bring them together and leverage our strengths into one product line offer.

This catalog marks the first step of combining the power and the product lines of AIM and Cambridge under the name of *Emerson Network Power Connectivity Solutions*. We will be making this transition over a period of time and you will continue to see the AIM and Cambridge names used; however, the overriding message will be that of *Emerson Network Power Connectivity Solutions*. We believe this name not only reflects our traditional industry focus, but also better communicates the additional resources that we can supply as part of Emerson Network Power.

Although our name is changing, our commitment to product quality and to excellent service to our customers will not. Our combined connectivity product line will continue to focus on the installer and OEM market for data networks, satellite, security systems, telemetry and CATV. This catalog details our offering of coaxial connectors, cable assemblies, structured cabling solutions, tools, fiber optics and CATV components to support your application needs and those of your customers. As part of *Emerson Network Power Connectivity Solutions*, our goal is to continue to expand our product offerings and capabilities to continue to meet your changing needs.

Thank you for allowing us the opportunity to serve you.

Best Regards,

A handwritten signature in black ink that reads "Brian Mason". The signature is fluid and cursive, with the first name "Brian" being more prominent than the last name "Mason".

Brian Mason
President
Emerson Network Power
Connectivity Solutions

Table of Contents

| | | | |
|---|--------|---|--------|
| RF Connectors & Adapters | | D-Subminiature Connectors & Modular Adapters | |
| 75 Ohm BNC Connectors | 5 | D-Sub Crimp Kits | 26 |
| Crimp-On 75 Ohm 3-Piece BNC Connectors | 5 | D-Sub Hoods with Grommets | 26 |
| Crimp-On 75 Ohm 2-Piece BNC Connectors | 6 | 98 & 99 Series Crimp Style D-Sub Connectors | 26 |
| Twist-On 75 Ohm BNC Connectors | 6 | 94 Series Crimp Style High Density D-Sub Connectors | 26 |
| 75 Ohm BNC Adapters | 6 | D-Sub Pins & Sockets | 27 |
| True 75 Ohm 3-Piece Crimp-On Coconnectors | 7 | D-Sub Termination Tools | 27 |
| Twist-On 50 Ohm BNC Connectors | 8 | D-Sub Hardware | 27 |
| Chassis Mount 50 Ohm BNC Connectors | 8 | D-Sub Stainless Steel Wallplates | 27 |
| BNC Terminators & Attenuator Pads | 8 | 97 & 95 Series Solder Style D-Sub Connectors | 28 |
| 2-Piece Crimp-On 50 Ohm BNC Connectors | 9 | 95 Series Solder Style High Density D-Sub Connectors | 28 |
| 3-Piece Crimp-On 50 Ohm BNC Connectors | 9 | IDC Headers & D-Sub Connectors | 28 |
| 6-Piece Screw-On 50 Ohm BNC Connectors | 9 | D-Sub Hoods | 29 |
| 50 Ohm BNC Adapters | 10 | D-Sub Modular Adapter Kits (1- & 2-Piece Hood) | 29 |
| 50 Ohm 'N' Connectors, Adapters & Terminators | 11 | Centronics Connectors | 29 |
| Mini-UHF Connectors & Adapters | 12 | | |
| UHF Connectors & Adapters | 13 | Computer & LAN Cables | |
| Crimp-On 2 & 3 Piece TNC Connectors | 14 | Premium Multi-Coax Monitor Cables | 30 |
| Twist-On TNC Connectors | 14 | VGA/SVGA Monitor Cables | 30 |
| TNC Terminators & Adapters | 14 | Universal Series Bus Cables (USB Ver. 2.0) | 30 |
| SMA Connectors & Adapters | 15 | IEEE 1284 Parallel Printer Cables | 31 |
| Strain Relief Boots & Hoods for Coaxial Connectors | 15 | Bi-Directional Parallel Printer Cables | 31 |
| Stainless Steel Wallplates | 15 | Serial DB9 Extension Cables | 31 |
| | | D-Sub Switch Boxes & Cables | 31 |
| | | Serial Modem Cables | 32 |
| | | AC Power Cables | 32 |
| | | D-Sub Gender Changers & Adapters | 32 |
| | | | |
| | | Coaxial Cables | |
| 'F' Connectors & Adapters | | Deluxe RCA Audio Cables with Gold Connectors | 33 |
| Weatherproof 'F' Connectors | 16 | RCA Audio/Video/Speaker Cables | 33 |
| 'F' 56 Series Connectors for RG-6 | 16 | Wallplate with Gold RCA Jacks | 33 |
| 'F' 59 Series Connectors for RG-59 | 17 | Audio Cables & Adapters | 34 |
| 'F' Connectors for RG-11 | 17 | Super VHS Video Cables | 34 |
| 'F' Series Splice Adapters | 18 | HDMI & DVI Cables | 34 |
| 'F' Connector - Chassis & PCB Mount | 18 | 75 Ohm 'F' to 'F' Hook-Up Cables | 35 |
| 'F' Series Adapters | 19 | Silver Satin Flat Cables | 35 |
| 'F' Voltage Blocks & Attenuator Pads | 19 | Coaxial LAN & Video Cables | 35 |
| | | Custom Made Coaxial Cables | 36, 37 |
| | | | |
| | | Fiber Optic Cables | |
| Quick Selector—Connector to EMERSON Tool Guide | 20, 21 | Single & Multi-Mode Fiber Optic Patch Cables | 38 |
| | | | |
| Audio/Video Connectors & Adapters | | Network Cable Assemblies | |
| RCA Connectors | 22 | Category 5E & 6 Patch Cables | 39 |
| RCA Gold Series Adapters | 22 | | |
| Weatherproof 'F' Compression Connectors | 16, 23 | | |
| RCA Standard Series Adapters | 24 | | |
| 3.5 mm Connectors | 24 | | |
| Microphone Connectors | 24 | | |
| Audio Adapters | 24 | | |
| 1/4" Mono & Stereo Connectors | 25 | | |
| Banana Plugs & Jacks | 25 | | |
| | | Bulk Cable | |
| | | Silver Satin Cable | 40 |
| | | Cat5E & Cat6 Stranded Patch Cable Wire | 40 |

Modular Plugs & Adapters

Modular Plugs 40
 RJ45 Snagless Boots 40
 Telephone Butt Splices 41
 Modular Couplers & Adapters 41
 Modular Termination Tools 41

Voice & Data Structured Cabling

Category 5E & 3 Keystone Jacks 42
 Keystone Inserts 42
 Keystone Wallplates 42
 Category 5E Patch Panels 43
 110 Blocks & Connectors 43
 66 Block & Bracket 43
 Wire Management Systems 43
 Hinged Patch Panel Brackets 43
 Modular Surface Mount Boxes 44
 Modular Telephone Wallpates 44

TV/CATV Devices

CATV Splitters - 5 MHz to 900 MHz 45
 CATV Power Passing Splitters - 5 MHz to 900Mhz 45
 CATV Drop Taps - 5 MHz to 1000 MHz 45
 Power Passing Drop Taps - 5 MHz to 900 MHz 46
 Blocking Coupler 46
 Digital Couplers/Drop Taps by Viewsonics® 46
 CATV 12 & 16-Way Splitters - 5 MHz to 1 GHz by Viewsonics® 47
 CATV Digital Splitters - 5 MHz to 1 GHz by Viewsonics® 47
 CATV Digital Amplifiers - 54 MHz to 1 GHz by Viewsonics® 47
 CATV Coaxial Amplifiers - 54 MHz to 900 MHz, 5 MHz to 500 MHz 48
 'F' Attenuator Pads 48
 CATV Modulator & Combiner 48
 TV/CATV/Satellite - F-81 Wallplates 49
 TV/CATV/VCR - Matching Transformers 49
 CATV/SATV Accessories 49

Tools & Test Equipment

Network Installer Kit 50
 Cable & Network Test Equipment 50
 Cable Tester Kits 50
 Pro-Series 110 & 66 Impact Punch Down Tools 51
 Impact & Non-Impact Punch Down Tools 51
 Modular Plug Crimping Tools 52
 Wire Stripping Tools & Cutters 52
 D-Sub Crimping & Termination Tools 53
 D-Sub Insertion Tools 53
 'F' Coaxial Crimping Tools 54
 Economy 'F' Series Crimping Tools 54
 Heavy Duty 'F' Hex Crimping Tools 54
 Universal Coaxial Crimping Tools 54
 Standard Series Ratchet Crimping Tools 55
 Offset Ratchet Crimping Tools 55
 Self-Adjusting Coax Strippers 56
 3-Step & 2-Step Coax Strippers 56
 Nylon Cable Ties 57
 Tool & Work Bench Accessories 57

Power Supplies & Adapters

AC Surge Protectors 58
 AC/DC Power Supplies 58
 AC Power Converters for Foreign Travel 58
 AC/DC Power Adapters 58

Index 59-64

Aim & Cambridge Cross-Reference 64, 65

Coaxial Connector Termination Instructions 66



We have been offering a complete line of quality RF connectors for over 25 years. Available in 50 and 75 ohm versions, these connectors are designed to offer the highest quality data transmission for audio, video and data applications, and are available in BNC, 'N' UHF, Mini-UHF, TNC, SMA and 'F' versions. If you are looking for preassembled RF cables, our custom cable department offers the capability to build any assembled or molded cable to your custom length or configuration using any of these connectors and more.

75 Ohm BNC Connectors

Electrical Characteristics

| | |
|---------------------------------|---|
| Impedance | 75 Ohm |
| Working voltage | 500 volts, RMS at sea level |
| Frequency range | 0-2 GHz with low reflection |
| Contact resistance | Outer-0.2 milliohms Center-2.1 milliohms |
| (.000050 gold) | |
| Insulation resistance | 5,000 megohms minimum |
| Dielectric withstanding voltage | 1,500 volts, RMS at sea level |
| Corona Level | 375 volts minimum at 70,000 ft. |

Environmental Characteristics

| | |
|-------------------------------|---------------------|
| Recommended temperature range | -55 C to +85 C |
| Vibration | MIL-Std. 202 |
| Shock | MIL-Std. 202, 100Gs |
| Moisture resistance | MIL-Std. 202 |

Mechanical Characteristics

| | |
|---------------------------|---|
| Durability | 500 Cycles (.000050 gold) |
| Force to engage/disengage | 3 lbs. maximum |
| Coupling nut retention | 60 lbs. maximum |
| Cable retention | 60 lbs. with 95% braid coverage - RG58c/u cable |

Materials

| | |
|---------------|---------------------------------|
| Body | Zinc |
| Contact | Brass |
| Spring washer | Berilium copper |
| Insulator | Teflon |
| Plating | Body - Nickel Contact - Gold |

Crimp-On 75 Ohm 3-Piece BNC Connectors



Crimp BNC (M)
3 Piece

| Part No. | Compatible Cable | Crimper | Stripper |
|---------------------|-------------------------------------|----------|----------|
| 28-91007 (CPMC782) | Belden 1505A, RG-59, RG-62 | 24-9959P | 24-7732P |
| 28-91027 (CPMC785) | Belden RG-6 | 24-8856P | 24-7733P |
| 28-91037 (CPMC7810) | Belden 1506A, RG-59TFE & RG-62TFE | 24-9958P | 24-7733P |
| 28-91047 (CPMC783) | Belden 8281, 9141, 9231 | 24-8859P | 24-7733P |
| 28-91057 (CPMC7818) | Belden 8218, 1855A, 735A | 24-9912P | 24-7734P |
| 28-91457 | Belden 9248, 1694A | 24-8856P | 24-7733P |
| 28-91477 | Belden 8221, 8241, 8263, 8279, 9244 | 24-8789P | 24-7736P |
| 28-91507 | Belden 82259, 89259 | 24-8789P | 24-7736P |
| CPMC7820 | RG-179, RG-187 | 24-9912P | 24-7733P |



Solder or Crimp BNC (M)
3 Piece

| Part No. | Cable Type | Tool No. |
|----------|---------------|----------|
| 28-90237 | RG-59 & 62 | 24-8789P |
| 28-90257 | RG-59 & 62TFE | 24-9958P |

(M) = Male Plug (F) = Female Socket

Crimp-On 75 Ohm 2-Piece BNC Connectors



Crimp BNC (M)
2 Piece, Solderless

| Part No. | Cable Type | Tool No. |
|-------------------|---------------|----------|
| 28-90007 (CP782) | RG-59 & 62 | 24-9859P |
| 28-90027 (CP785) | RG-6 | 24-321P |
| 28-90097 (CP7810) | RG-59 & 62TFE | 24-9858P |



Crimp BNC (F)
2 Piece, Solderless

| Part No. | Cable Type | Tool No. |
|----------|---------------|----------|
| 28-90137 | RG-59 & 62 | 24-9859P |
| 28-90157 | RG-59 & 62TFE | 24-9858P |



Right Angle, Crimp BNC (M)
2 Piece, Solderless

| Part No. | Cable Type |
|----------|------------|
| 28-90047 | RG-59 & 62 |

Twist-On 75 Ohm BNC Connectors



Twist-On BNC (M)
1 Piece

| Part No. | Cable Type |
|----------------------|---------------|
| 28-90507 (CPFIUG782) | RG-59 & 62 |
| 28-90527 (CPFIUG785) | RG-6 |
| 28-90547 | RG-59 & 62TFE |



Twist-On BNC Jack (F)
1 Piece, Field Installable

| Part No. | Cable Type |
|----------------------|---------------|
| 28-90537 (CPFIUG792) | RG-59 & 62 |
| 28-90337 | RG-59 & 62TFE |



Right Angle, Twist-On BNC (M)
1 Piece, Solderless

| Part No. | Cable Type |
|----------|---------------|
| 28-90567 | RG-59 & 62 |
| 28-90577 | RG-59 & 62TFE |

75 Ohm BNC Adapters



In-Line Splice
BNC (F) to BNC (F)

Part No. 28-74307



Right Angle
BNC (M) to BNC (F)

Part No. 28-81507



1/2" Chassis Mount
BNC (F) to BNC (F)

Part No. 28-84707 (CPAD557)



'T' Adapter
3 Female (F-F-F)

Part No. 28-81417



BNC (M) to 'F' (F)

Part No. 28-75007



BNC (F) to 'F' (M)

Part No. 28-81007

(M) = Male Plug (F) = Female Socket

True 75 Ohm BNC Connectors



Crimp BNC (M)
3 Piece, solder or crimp
captivated contact

Electrical Characteristics

| | |
|----------------------------------|---|
| Impedance | 75 Ohm |
| Frequency range | 0-3 GHz |
| VSWR: | 1.10 + .03 F (F in GHz) BNC Cabled Plugs 1.03 + .02 F (F in GHz) BNC Adapters |
| Working voltage | 500 VRMS at sea level |
| Dielectric withstanding voltage: | 1500 VRMS at sea level |
| Insulation resistance | 5000 megohms minimum |
| Contact resistance: | Outer - Initial 2.5 milliohm max (nickel plated), after environmental 3.5 milliohm max Center - Initial 3 milliohm max, after environmental 4 milliohm max Braid to Body - 2.5 milliohm max (nickel plated), after environmental not applicable |
| Corona level | 75 volts minimum at 70,000 feet |
| RF High Potential | |
| Withstanding Voltage | 700 VRMS at 4 and 7 MHz |

Environmental Characteristics

(Meets or exceeds the applicable paragraph of MIL-C-39012)

| | |
|-----------------------|--------------------------------------|
| Thermal shock: | MIL-STD-202, Method 107 |
| Operating temperature | -650 C to +1650 C |
| Corrosion | MIL-STD-202, Method 101, Condition B |
| Shock | MIL-STD-202, Method 213, Condition B |
| Vibration | MIL-STD-202, Method 204, Condition B |
| Moisture resistance | MIL-STD-202, Method 10 |

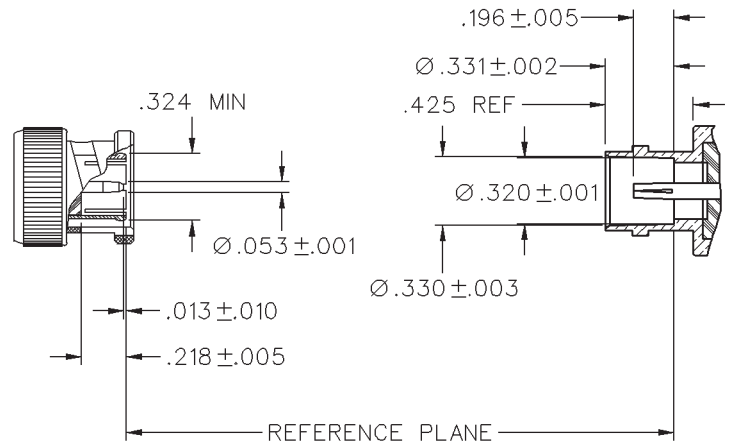
Mechanical Characteristics

| | |
|---------------------------|--|
| Durability | 500 cycles min |
| Force to engage/disengage | 5 lbs. max, after durability 5 lbs max; 1 lb. min. |
| Coupling nut retention | 100 lbs. min |
| Contact retention | 6 lbs. min axial force |

Material Specifications

| | |
|---------------|---|
| Body | Brass, nickel plated .0001 min over copper plated .00005 min |
| Contact | Brass, gold plated .00005 min over nickel plated .00005 min over copper plated .00005 min |
| Crimp Sleeve | Copper, nickel plate .0001 min over copper plated .00005 min |
| Nut | Zinc, nickel plated over copper plated |
| Insulator | Teflon |
| Spring Washer | Beryllium Copper (unplated) |
| Flat Washer | Steel, nickel plated |
| Gasket: | Silicone rubber |

| Part No. | Cable Type | Contact I.D. | Body I.D. | Sleeve I.D. |
|----------|---|--------------|-------------|-------------|
| CPMC682 | RG-59, 140, 302, Belden 9209A, 8279, 8241, 8263, Commscope 5563, Gepco VJ59U | .028 (0.71) | .152 (3.86) | .252 (6.40) |
| CPMC683 | Belden 8281, 9231, 9141, 728A, Commscope 7501, VP618VC | .036 (0.91) | .203 (5.16) | .330 (8.38) |
| CPMC685 | RG-6, Belden 8215 | .033 (0.84) | .191 (4.85) | .355 (9.01) |
| CPMC6810 | Belden 82108, 89108, Coleman 99969 | .036 (0.91) | .149 (3.78) | .234 (5.94) |
| CPMC6818 | Belden 8218 | .021 (0.53) | .105 (3.81) | .180 (4.57) |
| CPMC6820 | RG-179, 187, Belden 1520A | .016 (0.53) | .067 (1.70) | .128 (3.25) |
| CPMC6833 | Belden 735A, Commscope 735, Helux/Hitemp 735, BT3002, TZC75024 | .021 (0.53) | .082 (2.08) | .160 (4.06) |
| CPMC6834 | Belden 1855A, 720A, Commscope 7538, Gepco VDM 230, VDM 250, Mini-75 | .028 (0.71) | .105 (3.81) | .180 (4.57) |
| CPMC6835 | Belden 1505A, 734A, Commscope 5565, Gepco VPM2000 | .036 (0.91) | .152 (3.86) | .252 (6.40) |
| CPMC6836 | Belden 1695A, 633938, Gepco VSD 2001TS, Commscope 2277V | .044 (1.12) | .176 (4.47) | .265 (6.73) |
| CPMC6845 | Belden 1694A, 9248, 1152, Commscope 5765, 2227K, Gepco VSD 2001, RG-6 Quad .275 (6.98) Max O.D. | .044 (1.12) | .187 (4.75) | .290 (7.37) |
| CPMC6850 | Belden 1506A, 82259, 89259, Gepco VPM2000TK, VPM2000TS | .036 (0.91) | .138 (3.51) | .234 (5.94) |



(M) = Male Plug (F) = Female Socket

Twist-On 50 Ohm BNC Connectors



Twist-On BNC (M)
Piece, Crimpless & Solderless

| Part No. | Cable Type |
|----------------------|---------------|
| 27-9050 (CPFIUG882) | RG-59 & 62 |
| 27-9051 (CPFIUG881) | RG-58 |
| 27-9052 (CPFIUG885) | RG-6 |
| 27-9054 (CPFIUG8810) | RG-59 & 62TFE |
| 27-9058 | Belden 8281 |
| 27-9059 | RG-58TFE |
| CPFIUG884 | RG-MATV-59 |



Right Angle, Twist-On BNC (M)
1 Piece, Crimpless & Solderless

| Part No. | Cable Type |
|----------|---------------|
| 27-9036 | RG-58 |
| 27-9038 | RG-6 |
| 27-9056 | RG-59 & 62 |
| 27-9057 | RG-59 & 62TFE |



Twist-On BNC (F)
1 Piece, UG-89

| Part No. | Cable Type |
|---------------------|----------------|
| 27-9032 | RG-6 |
| 27-9033 | RG-59 & 62TFE |
| 27-9053 (CPFIUG892) | RG-58, 59 & 62 |

Chassis Mount 50 Ohm BNC Connectors



Solder to BNC (F)
3/8" Mounting Hole, UG-1094U

| Part No. |
|-------------------|
| 27-8460 (CPI094U) |



Dual BNC (F)
1/2" Chassis Mount Hole, UG-492

| Part No. |
|----------|
| 27-8470 |



Isolated Dual BNC (F)
1/2" & 5/8" Chassis Mount Hole

| Part No. |
|-------------------|
| 27-8471 (CPAD521) |



Isolated BNC (F)
3/8" Chassis Mount Hole

| Part No. |
|-------------------|
| 27-8461 (CPAD520) |

BNC Terminators & Attenuator Pads



BNC Terminators
1/2 W @ 1%, with and without Grounding Strap

| Ohms | Color | w/Strap | w/o Strap |
|---------|--------|---------|-------------------|
| 50 Ohms | Green | 27-9245 | 27-9008 |
| 75 Ohms | Purple | 27-9246 | 27-9007 (CP88T75) |



BNC (M) to BNC (F) Attenuator Pads
1/2 W @ 5%, 50 Ohms

| Part No. | Rating |
|------------|--------|
| 27-9300-3 | 3db |
| 27-9300-6 | 6db |
| 27-9300-10 | 10db |
| 27-9300-20 | 20db |

(M) = Male Plug (F) = Female Socket

2-Piece Crimp-On 50 Ohm BNC Connectors



Crimp BNC (M)
2 Piece, Solderless

| Part No. | Cable Type | Tool No. |
|------------------|----------------------------|----------|
| 27-9000 (CP882) | RG-59, 62 | 24-9859P |
| 27-9001 (CP881) | RG-58 | 24-9858P |
| 27-9002 (CP885) | RG-6 | 24-321P |
| 27-9006 | Belden 8281 | 24-8866P |
| 27-9009 (CP8810) | RG-59, 62TFE | 24-9858P |
| 27-9200 | RG-58AU | 24-9858P |
| 27-9204 | RG-58TFE | 24-9858P |
| 27-9207 | RG-58 Thin Net | 24-9858P |
| 27-9209 | RG-6TFE | 24-9858P |
| 27-9210 (CP884) | RG-59, 62 MATV (20-24 AWG) | 24-9859P |



Crimp BNC (F)
2 Piece, UG-89

| Part No. | Cable Type | Tool No. |
|-----------------|---------------|----------|
| 27-9003 (CP892) | RG-59 & 62 | 24-9859P |
| 27-9013 | RG-6 | 24-9859P |
| 27-9014 (CP891) | RG-58 | 24-9858P |
| 27-9015 | RG-59 & 62TFE | 24-9858P |



Crimp BNC (M) with (2) Ferrules,
2 Piece. One Connector Two **Ferrules** to fit Multiple Size Cables.

| Part No. | Cable Type | Tool No. |
|----------|-------------------|----------|
| 27-9010 | RG-58, 59 & 59TFE | 24-9960P |
| 27-9012 | RG-58 & 58TFE | 24-9960P |



Right Angle, Crimp BNC (M)
2 Piece, Solderless

| Part No. | Cable Type | Tool No. |
|----------|------------|----------|
| 27-9004 | RG-59 & 62 | 24-9859P |

3-Piece Crimp-On 50 Ohm BNC Connectors



Solder or Crimp BNC (M)
3 Piece

| Part No. | Cable Type | Tool No. |
|----------|------------|----------|
| 27-9022 | RG-58 | 24-9858P |
| 27-9023 | RG-59 & 62 | 24-8789P |



Crimp BNC (M) with (2) Ferrules
3 Piece. One Connector Two **Ferrules** to fit Multiple Size Cables.

| Part No. | Cable Type | Tool No. |
|--------------------|---------------|----------|
| 27-9189 (CPMC8821) | RG-59 & 59TFE | 24-8860P |
| 27-9190 (CPMC8822) | RG-58 & 59 | 24-8860P |
| 27-9191 (CPMC8823) | RG-58 & 58TFE | 24-8860P |



Crimp BNC (M)
3 Piece, Commercial-Mil

| Part No. | Cable Type | Tool No. |
|--------------------|-----------------------------|----------|
| 27-9100 (CPMC882) | RG-59 & 62, 140, 210 | 24-9959P |
| 27-9101 (CPMC881) | RG-58, 141 | 24-9958P |
| 27-9102 (CPMC885) | RG-6 | 24-8856P |
| 27-9103 (CPMC8810) | RG-59 & 62 Teflon | 24-9958P |
| 27-9104 (CPMC883) | Belden 8281 | 24-8861P |
| 27-9105 (CPMC8819) | RG-174, 187, 188 & 316 | 24-9912P |
| 27-9108 (CPMC8817) | RG-8x Mini 8 | 24-9912P |
| 27-9119 | Belden 89907 | 24-9959P |
| 27-9201 | RG-58 AU | 24-9958P |
| 27-9205 (CPMC8811) | RG-58 Teflon | 24-9958P |
| 27-9208 | RG-58 Thin Net, Belden 9907 | 24-9958P |
| 27-9235 | RG-122 | 24-9912P |
| 27-9236 (CPMC813) | RG-142, 400, 223 | 24-9958P |
| 27-9241 | RG-179 | 24-9912P |
| 27-9254 (CPMC8818) | Belden 8218 | 24-9912P |
| 27-9293 (CPMC8826) | RG-11 | 24-7712P |

6-Piece Screw-On 50 Ohm BNC Connectors



Screw-On BNC (M)
Solder, 6 Piece

| Part No. | Cable Type |
|----------|---------------------|
| 27-9020 | RG-59, 62 (UG-260U) |
| 27-9021 | RG-58 (UG-88U) |

(M) = Male Plug (F) = Female Socket

50 Ohm BNC Adapters



In-Line Splice
BNC (F) to BNC (F),
UG-914/U

Part No.
25-7430 (CPAD555)



BNC (M) to BNC (M)

Part No.
27-8130 (CPAD511)



BNC 'T' Adapter
3 Female (F-F-F)

Part No.
27-8141 (CPAD506)



BNC 'T' Adapter
1 Male - 2 Female
(F-M-F), UG-274/U

Part No.
27-8140 (CPAD505)



BNC Goalpost 'T' Adapter
1 Male - 2 Female (F-M-F)

Part No.
27-9294



BNC 'T' Adapter
3 Male (M-M-M)

Part No.
27-8142 (CPAD510)



BNC (F) to RCA (M)

Part No.
27-8110 (CPAD501)



BNC (M) to RCA (F)

Part No.
25-7510 (CPAD515)



BNC (F) to TNC (M)

Part No.
27-8250 (CPAD300)



BNC (F) to 'F' (M)

Part No.
27-8100 (CPAD502)



BNC (M) to 'F' (F)

Part No.
25-7500 (CPAD506)



Right Angle
BNC (F) to BNC (M)

Part No.
27-8150 (CPAD503)



BNC (M) to UHF (F)

Part No.
25-7420 (CPAD512)



BNC (F) to UHF (F)

Part No.
25-7365



BNC (F) to UHF (M)

Part No.
27-8120 (CPAD500)



BNC (F) to Mini-UHF (M)

Part No.
29-4150 (CPAD509)



BNC (F) to 'N' (F)
UG-606/U

Part No.
26-8018 (CPAD806)



BNC (M) to 'N' (F)
UG-349/U

Part No.
26-8017 (CPAD807)



BNC (F) to SMA (F)

Part No.
29-3835 (CPAD507)



BNC (F) to SMA (M)

Part No.
29-3855 (CPAD508)

50 Ohm 'N' Connectors



Crimp 'N' (M)
3 Piece, Crimp Center Pin

| Part No. | Cable Type | Tool No. |
|----------|-------------------------|----------|
| CPN8/110 | RG-8 w/110 Center Cond. | 24-7712P |
| CPN8 | RG-8, 11, 213 | 24-7712P |
| CPN1 | RG-58 | 24-9960P |
| CPN2 | RG-59 & 62 | 24-9960P |
| CPN17 | RG-8x | 24-9960P |



'N' (M)
Solder Center Pin, UG-21B/U

| Part No. | Cable Type |
|----------|--------------------|
| 26-8000 | RG-8, 11, 213, 214 |

50 Ohm 'N' Adapters



Inline Splice
'N' (M) to 'N' (M),
UG-57B/U

| Part No. |
|-------------------|
| 26-8009 (CPAD800) |



Inline Splice
'N' (F) to 'N' (F),
UG-29B/U

| Part No. |
|-------------------|
| 26-8010 (CPAD851) |



Chassis Mount
'N' (F) to Solder Lug
UG-58B/U

| Part No. |
|-------------------|
| 26-8011 (CPAD801) |



Right Angle
'N' (M) to 'N' (F),
UG-27/U

| Part No. |
|----------|
| 26-8012 |



'N' (F) to BNC (M)
UG-349/U

| Part No. |
|-------------------|
| 26-8017 (CPAD807) |



Chassis Mount 'N' (F)

| Part No. |
|----------|
| 26-8013 |



'N' (M) to BNC (F)
UG-201U

| Part No. |
|-------------------|
| 26-8016 (CPAD809) |



'N' (M) to UHF (F)
UG-146/U

| Part No. |
|-------------------|
| 26-8015 (CPAD808) |



'N' (F) to BNC (F)
UG-606/U

| Part No. |
|-------------------|
| 26-8018 (CPAD806) |



'N' (F) to UHF (M)
UG-83/U

| Part No. |
|----------|
| 26-8014 |



'N' (M) to 'F' (F)

| Part No. |
|-------------------|
| 26-8020 (CPAD811) |



'N' (M) to SMA (F)

| Part No. |
|-------------------|
| 29-3840 (CPAD810) |

50 Ohm 'N' Terminators



'N' Terminator (M)
1W @ 2%

| Part No. | Ohms |
|----------|---------|
| 26-8023 | 50 Ohms |

(M) = Male Plug (F) = Female Socket

Mini-UHF Connectors



Mini-UHF (M)
Crimp, 3 Piece, Black

| Part No. | Cable Type | Tool No. |
|----------|------------|----------|
| 29-4021 | RG-58 | 24-9958P |



Mini-UHF (M)
Crimp, 3 Piece

| Part No. | Cable Type | Tool No. |
|--------------------|----------------|----------|
| MiniUHF1 | RG-58 | 24-9958P |
| 29-4031 (MiniUHF2) | RG-59 & 62 | 24-9959P |
| MiniUHF17 | RG-8X | 24-9958P |
| 29-4035 | RG-174, RG-188 | 24-8859P |



Mini-UHF (F)
Crimp, 3 Piece

| Part No. | Cable Type | Tool No. |
|----------|------------|----------|
| 29-4030 | RG-58 | 24-9958P |



Push-On Mini-UHF (M)
Crimp, 3 Piece

| Part No. | Cable Type | Tool No. |
|----------|------------|----------|
| 27-4034 | RG-58 | 24-9958P |

Mini-UHF Adapters



Mini-UHF (F) to Mini-UHF (F)

| Part No. |
|-------------------|
| 29-4110 (CPAD240) |



Mini-UHF (M) to Mini-UHF (F)

| Part No. |
|-------------------|
| 29-4140 (CPAD214) |



Right Angle Adapter
Mini-UHF (M) to Mini-UHF (F)

| Part No. |
|-------------------|
| 29-4130 (CPAD243) |



Mini-UHF (M) to TNC (F)

| Part No. |
|-------------------|
| 29-4100 (CPAD305) |



Mini-UHF (F) to TNC (M)

| Part No. |
|-------------------|
| 29-4105 (CPAD302) |



Mini-UHF (F) to UHF (M)

| Part No. |
|-------------------|
| 29-4145 (CPAD219) |



Mini-UHF (M) to BNC (F)

| Part No. |
|-------------------|
| 29-4150 (CPAD509) |

(M) = Male Plug (F) = Female Socket

UHF Connectors



UHF (M)
Solder, 2 Piece, PL-259

| Part No. | Cable Type |
|-------------------|--------------------|
| 25-7300 (CPAD250) | RG-8, 11, 213, 214 |

UHF (M) with Hi-Temp Insulation
Solder, 2 Piece, PL-259

| Part No. | Cable Type |
|----------|--------------------|
| 25-7305 | RG-8, 11, 213, 214 |



Crimp UHF (M)
3 Piece

| Part No. | Cable Type | Tool No. |
|----------|------------|----------|
| CPL2598 | RG-8 | 24-7712P |
| CPL2591 | RG-58 | 24-9958P |
| CPL2592 | RG-59 | 24-9959P |



UG-175 Reducer
Used with a PL-259

| Part No. | Cable Type |
|----------|------------|
| 25-7310 | RG-58 |
| 25-7320 | RG-59 |

UHF Adapters



In-Line Splice
PL-258, UHF (F) to UHF (F)

| Part No. |
|-------------------|
| 25-7330 (CPAD204) |



Right Angle Adapter
UHF (M) to UHF (F)

| Part No. |
|----------|
| 25-7340 |



UHF 'T' Adapter
3 Female (F-F-F)

| Part No. |
|----------|
| CPAD210 |



UG-146/U Adapter
UHF (F) to 'N' (M)

| Part No. |
|-------------------|
| 26-8015 (CPAD808) |



UG-83/U Adapter
UHF (M) to 'N' (F)

| Part No. |
|----------|
| 26-8014 |



Chassis Mount
UHF (F) to UHF (F)
UG-363/U

| Part No. |
|----------|
| CPAD207 |



UHF (F) to BNC (F)

| Part No. |
|----------|
| 25-7365 |



UG-255 Adapter
UHF (F) to BNC (M)

| Part No. |
|----------|
| 25-7420 |



UG-273/U Adapter
UHF (M) to BNC (F)

| Part No. |
|-------------------|
| 27-8120 (CPAD500) |



UHF (M) to 'F' (F)

| Part No. |
|-------------------|
| 25-7550 (CPAD218) |



UHF (F) to 'F' (M)

| Part No. |
|----------|
| 27-8200 |



Chassis Mount
UHF (F) to Solder Lug,
SO-239

| Part No. |
|-------------------|
| 25-7350 (CPAD206) |



UHF (F) to RCA (M)

| Part No. |
|----------|
| 27-8210 |



UHF (M) to TNC (F)

| Part No. |
|----------|
| 25-7362 |



UHF (F) to TNC (M)

| Part No. |
|----------|
| 27-8260 |



UHF (F) to Mini-UHF (M)

| Part No. |
|-------------------|
| 29-4140 (CPAD214) |



UHF (M) to Mini-UHF (F)

| Part No. |
|-------------------|
| 29-4145 (CPAD219) |

(M) = Male Plug (F) = Female Socket

Crimp-On 2- & 3-Piece TNC Connectors



Crimp TNC (F)
2 Piece, Non-Solder Center Pin

| Part No. | Cable Type | Tool No. |
|----------|------------|----------|
| 27-9046 | RG-58 | 24-9858P |



Crimp TNC (M)
2 Piece, Non-Solder Center Pin

| Part No. | Cable Type | Tool No. |
|----------|---------------|----------|
| 27-9078 | RG-58 | 24-9858P |
| 27-9079 | RG-59 & 62TFE | 24-9858P |

TNC Terminators



TNC Terminator (M)
0.5W @ 2%

| Part No. | Ohms |
|----------|---------|
| 27-9017 | 50 Ohms |

TNC Adapters



Chassis Mount
TNC (F) to TNC (F),
1/2" Mounting Hole

| Part No. |
|-------------------|
| 27-9067 (CPAD356) |



Isolated Chassis Mount
TNC (F) to TNC (F), 1/2" &
5/8" Mounting Hole

| Part No. |
|----------|
| 27-9075 |



TNC Inline Splice
TNC (F) to TNC (F)

| Part No. |
|-------------------|
| 27-9069 (CPAD355) |



TNC (F) to Mini-UHF (M)

| Part No. |
|-------------------|
| 29-4100 (CPAD305) |



TNC (M) to Mini-UHF (F)

| Part No. |
|-------------------|
| 29-4105 (CPAD302) |



TNC Right Angle
TNC (M) to TNC (F)

| Part No. |
|-------------------|
| 27-9068 (CPAD306) |



TNC (M) to BNC (F)

| Part No. |
|-------------------|
| 27-8250 (CPAD300) |



TNC (M) to UHF (F)

| Part No. |
|----------|
| 27-8260 |



TNC (F) to Push-On TNC (M)
1 Piece

| Part No. |
|----------|
| 27-9278 |

(M) = Male Plug (F) = Female Socket

SMA Connectors



SMA for Flexible Cable (M)
Crimp, 3 Piece, Solder or Crimp Center Pin

| Part No. | Cable Type | VSWR & Freq. Range | Tool No. |
|----------|-------------------------|------------------------------|----------|
| 28-5020 | RG-161/U, 174, 188, 316 | 1.15 + .021 (GHz) 0-12.4 GHz | 24-328P |
| 28-5021 | RG-58/U, 141, 303 | 1.15 + .011 (GHz) 0-12.4 GHz | 24-328P |
| 28-5022 | RG-55/U, 142, 223, 400 | 1.15 + .011 (GHz) 0-12.4 GHz | 24-328P |



SMA (M)
Crimp, 3 Piece, Solder or Crimp Center Pin

| Part No. | Cable Type | Tool No. |
|----------|---------------|----------|
| 29-3100 | 58A/U-141 | 24-328P |
| 29-3103 | 174, 188, 316 | 24-328P |

SMA Adapters



SMA (M) to BNC (F)

| Part No. |
|-------------------|
| 29-3855 (CPAD508) |



SMA (F) to BNC (F)

| Part No. |
|-------------------|
| 29-3835 (CPAD507) |



SMA (F) to 'N' (M)

| Part No. |
|-------------------|
| 29-3840 (CPAD810) |

Strain Relief Boots & Hoods for Coaxial Connectors

Colored BNC Boots, 100 per bag



| Part No. | Cable Type | Color |
|-----------|------------|--------|
| 25-7958BK | RG-58, 141 | Black |
| 25-7958RE | RG-58, 141 | Red |
| 25-7958BU | RG-58, 141 | Blue |
| 25-7958YE | RG-58, 141 | Yellow |
| 25-7958GN | RG-58, 141 | Green |



| Part No. | Cable Type | Color |
|-----------|------------|--------|
| 25-7959BK | RG-59, 62 | Black |
| 25-7959RE | RG-59, 62 | Red |
| 25-7959BU | RG-59, 62 | Blue |
| 25-7959YE | RG-59, 62 | Yellow |
| 25-7959GN | RG-59, 62 | Green |

Stainless Steel Wallplates



| Single | Hole Size | Dual |
|---------|-----------|---------|
| 27-8483 | 3/8" Hole | 27-8484 |
| 27-8478 | 1/2" Hole | 27-8479 |
| 27-8485 | No Hole | ----- |



BNC Boots
Black Only, 100 per bag

| Part No. | Cable Type | Color |
|----------|----------------|-------|
| 25-B58 | RG-58, 141 | Black |
| 25-B58TN | RG-58, ThinNet | Black |
| 25-B174 | RG-174 | Black |



RG-59 Weatherproof Boot
Black Only, 100 per bag

| Part No. |
|----------|
| 25-7270 |



BNC Hood for 3-Piece Crimp Plug
Black Only, 100 per bag

| Part No. |
|-----------|
| 25-7960BK |

(M) = Male Plug (F) = Female Socket



With one of the widest selections of 'F' connectors in the industry, we offer you a high-quality, cost-effective connectivity solution. All our 'F' connectors are designed to meet the high standards of the Satellite and Cable TV industries. Our 'F' type connectors are available for RG-59, RG-6 and RG-11 cable and are offered in twist-on, crimp, solder style, compression and weatherproof varieties.

Weatherproof 'F' Connectors



Gel Filled 'F' (M)
Crimp, 0.324 Diameter, with O-ring for Weatherproof Application.



F-56ALM WP (M)
Crimp, 1 Piece, 0.324 Diameter, Chromate Plated, with Interior Gasket.



'F' Compression (M) New!
Crimp, 1 Piece for Weatherproof Applications (use crimp tool 24-77144P).

| Part No. | Cable Type | Tool No. |
|----------|------------|----------|
| 25-7066 | RG-6 | 24-7710P |

| Part No. | Cable Type | Tool No. |
|----------------------|------------|----------|
| 25-7056 (CPF56ALMWP) | RG-6 | 24-8866P |

| Nickel (10pk) | Gold (10pk) | Cable Type |
|---------------|---------------|--------------------------------|
| 25-2502-10PB | 25-2502G-10PB | RG-59 Dual, Tri- & Quad Shield |
| 25-2601-10PB | 25-2601G-10PB | RG-6 Dual, Tri- & Quad Shield |

'F' 56 Series Connectors for RG-6

(Use Crimp Tools 24-7710 or 24-8866P for connectors listed)



Crimp-On F-56 (M)
with Separate 1/4" Ring.



Crimp-On F-56ALX (M)
for RG-6 Tri-Shield & Quad Plenum Cable.



Crimp-On F-56ALX (M)
for RG-6 Quad-Shield Cable.



Crimp-On F-56A (M)
with attached 1/4" Rng.



'F' Ratchet Crimp Tool
for RG-59, RG-6 and Quad Shield Cable.

| Part No. |
|----------|
| 25-7150 |

| Part No. |
|--------------------|
| 25-7033 (CPF56ALX) |

| Part No. |
|--------------------|
| 25-7034 (CPF56ALS) |

| Part No. |
|----------|
| 25-7160 |

| Blister No. |
|-------------|
| 24-8866P |



Crimp-On F-56ALM (M)
for RG-6 Cable.

| Part No. |
|--------------------|
| 25-7032 (CPF56ALM) |



Crimp-On F-56 (M)
for Teflon/Plenum RG-6 Cable.

| Part No. |
|----------|
| 25-7047 |



Twist-On F-56 (M)
for standard RG-6 Cable.

| Part No. |
|------------------|
| 25-7180 (CPF156) |



Crimp-On F-56ALM (M)
for RG-6 Cable, Zinc Plated.

| Part No. |
|----------|
| 25-7036 |

(M) = Male Plug (F) = Female Socket

'F' 59 Series Connectors for RG-59

(Use 24-7710 or 24-8866P for the following connectors)



Crimp-On F-59 (M)
with Separate 1/8" Ring.

Part No.
25-7000



Crimp-On Gold Plated F-59 (M)
with Separate 1/8" Ring.

Part No.
25-7000G



Crimp-On F-59 (M)
with Separate 1/4" Ring.

Part No.
25-7010 (CPF591/4)



Crimp-On F-59 (M)
with Separate 1/2" Ring.

Part No.
25-7020 (CPF591/2)



Crimp-On F-59A (M)
with Attached 1/8" Ring.

Part No.
25-7050 (CPF59A)



'F' Deluxe Hex Crimp Tool
for RG-6 & 59.

Part No.
24-7710



Crimp-On F-59ALM (M)
for Standard RG-59 Cable.

Part No.
25-7030 (CP59ALM)



Crimp-On F-59ALM (F)
for Standard RG-59 Cable.

Part No.
25-7081



Crimp-On F-59ALX (M)
for Tri-Shield RG-59 & Quad Plenum.

Part No.
25-7031 (CP59ALX)



Crimp-On F-59 (M)
for Teflon/Plenum RG-59 Cable.

Part No.
25-7049



Crimp-On F-59 (M)
for Thin Cable RG-59, 62 Teflon.

Part No.
25-7035



Right Angle Crimp-On F-59R (M)
for RG-59 Cable.

Part No.
25-7146



Push-On F-59PG (M)
or RG-59 Cable with Center Pin.

Part No.
25-7080



Twist-On F-59TW (M)
for Standard RG-59 Cable.

Part No.
25-7120



Twist-On F-59TW (M)
with 1/2" Grip for Standard RG-59.

Part No.
25-7121



Twist-On F-59TW (M)
for RG-59 with Male Quick Disconnect.

Part No.
25-7280



F-59T (M)
Terminator
1/2 Watt @ 5%

Part No.
25-7100

'F' Connectors for RG-11



Crimp-On F-11 (M)
2 Piece, with Separate 1/5" Ring.

| Part No. | Cable Type | Tool No. |
|----------|------------------|----------|
| 25-7190 | RG-11 (CPF111/5) | 24-7712P |



Crimp-On F-11 (M)
1 Piece, for Standard RG-11 Cable.

| Part No. | Cable Type | Tool No. |
|--------------------|------------|----------|
| 25-7191 (CPF11ALM) | RG-11 | 24-7711P |



Crimp-On F-11 (M)
3 Piece, for Teflon/Plenum RG-11 Cable.

| Part No. | Cable Type | Tool No. |
|----------|------------|----------|
| 25-7192 | RG-11 | 24-7712P |

(M) = Male Plug (F) = Female Socket

'F' Series Splice Adapters



F-81 Inline 3/4" Splice
(F) to (F)

Part No.
25-7200 (CPF81)



F-81 Inline 1" Splice
(F) to (F)

Part No.
25-7200L (CPF81L)



F-81 2GHz 1" Splice for CATV & Satellite
(F) to (F)

Part No.
70-2081



F-81 Inline 3/4" Splice with Nut & Washer
(F) to (F)

Part No.
25-7210 (CPF81NW)



7/16" Nut & Washer
for use with all AIM 'F' Mounts & Splices.

Part No.
25-7680 (CPFNW)



F-71 Inline Splice
(M) to (M)

Part No.
25-7640



F-81 2GHz 1" Splice with Nut & Washer for CATV & Satellite
(F) to (F)

Part No.
70-2081-NW

'F' Connector - Chassis & PCB Mount



'F' Side Edge PCB Mount (F)

Part No.
25-7630 (CPF61SE)



F-61PC Straight PCB Mount (F)

Part No.
25-7650



'F' Right Angle PCB Mount (F)

Part No.
25-7651



F-61HD Chassis Mount (M)
with 2 flat Sides.

Part No.
25-7670



F-61AD Chassis Mount (F)

Part No.
25-7660



'F' Vertical Mount PCB (M)

Part No.
25-7654



'F' Right Angle PCB Mount, Short (F)

Part No.
25-7652 (CPF61SR)

Crimp O-rings for 'F' Connectors



| Part No. | Cable Type | Ring |
|----------|------------|------|
| 25-7110 | RG-59 | 1/8" |
| 25-7040 | RG-59 | 1/4" |
| 25-7090 | RG-59 | 1/2" |
| 25-7620 | RG-11 | 1/5" |

(M) = Male Plug (F) = Female Socket

'F' Series Adapters



'F' (F) to Push-On 'F' (M)

Part No.
25-7140



'F' (F) Right Angle to Push-On 'F' (M)

Part No.
25-7141



'F' (F) to RCA (F)

Part No.
25-7570



'F' (F) to RCA (M)

Part No.
25-7530 (CPAD103)



'F' (M) to RCA (F)

Part No.
25-7580



'F' (F) to P3.5 mm (M)

Part No.
25-7540



'F' (F) Right Angle to 'F' (M)

Part No.
25-7600



'F' (F) to 'N' (M)

Part No.
26-8020 (CPAD811)



'F' (M) to BNC (F)

Part No.
27-8100



'F' (F) to BNC (M)

Part No.
25-7500



'F' (F) to UHF (M)

Part No.
25-7550 (CPAD218)



'F' (M) to UHF (F)

Part No.
27-8200



'F' (F) to European (M) Plug

Part No.
25-2200



'F' (M) to European (M) Jack

Part No.
25-2202



'F' (F) to European (F) Jack

Part No.
25-2203

'F' Voltage Blocks & Attenuator Pads



'F' Voltage Blocking Coupler
Blocks DC and Low Frequency AC Power-Bandwidth: DC to 1 GHz, Return Loss 25db, (M) to (F)

Part No.
25-7901



'F' Mini-Attenuator Pads
Nickel Plated, Accuracy within 5%, Return Loss 20db, 22 AWG Center Pin, DC to 1 GHz Bandwidth, (M) to (F)

| Part No. | Attenuation |
|----------|-------------|
| FLN1G | 1db |
| FLN2G | 2db |
| FLN3G | 3db |
| FLN6G | 6db |
| FLN8G | 8db |
| FLN10G | 10db |
| FLN12G | 12db |
| FLN16G | 16db |
| FLN20G | 20db |

(M) = Male Plug (F) = Female Socket

Quick Selector—Connector to EMERSON Tool

(Select AIM Connector Row Reference to Vertical Tool Column)

| Connectors | Non-Ratchet 'F' Crimp Tools | | | | | Ratchet Coaxial Crimp Tools | | | | | | Standard Series Ratchet Coaxial Crimp Tools with Interchangeable Dies | | | | | | | | | | Coaxial Cable Stripping Tools | | | | | | | | | | Connectors | | |
|------------|-----------------------------|----------|----------|----------|----------|-----------------------------|----------|----------|----------|----------|----------|---|----------|----------|----------|----------|----------|----------|----------|----------|----------|-------------------------------|----------|----------|----------|----------|----------|----------|----------|----------|----------|------------|-------------|----------|
| | 24-7700P | 24-7710P | 24-7711P | 24-7712P | 24-7713P | 24-321P | 24-8860P | 24-8861P | 24-8865P | 24-8866P | 24-9960P | 24-328P | 24-8789P | 24-8856P | 24-8857P | 24-8858P | 24-8859P | 24-9858P | 24-9859P | 24-9912P | 24-9958P | 24-9959P | 24-7731P | 24-7732P | 24-7733P | 24-7734P | 24-7735P | 24-7736P | 24-7737P | 24-7738P | 24-7739P | | VSCST-1 | |
| 25-7000 | • | • | | | | | | | | | | | | | | | | | | | | | | • | • | • | • | | | | | • | CPF591/8 | |
| 25-7010 | | • | | | | | | | | | | | | | | | | | | | | | | • | • | • | • | | | | | • | CPF591/4 | |
| 25-7020 | | • | | | | | | | | | | | | | | | | | | | | | | • | • | • | • | | | | | • | CPF591/2 | |
| 25-7030 | • | • | | | | | | | | | | | | | | | | | | | | | | • | • | • | • | | | | | • | CPF59ALM | |
| 25-7031 | | • | | | | | | | | | | | | | | | | | | | | | | • | • | • | • | | | | | • | CPF59ALX | |
| 25-7032 | • | • | | | | | | | | | | | | | | | | | | | | | | • | • | • | • | | | | | • | CPF56ALM | |
| 25-7033 | | • | | | | | | | | | | | | | | | | | | | | | | • | • | • | • | | | | | • | CPF56ALX | |
| 25-7034 | | | | • | | | | | | | | | | | | | | | | | | | | • | • | • | • | | | | | • | CPF56ALS | |
| 25-7035 | | • | | | | | | | | | | | | | | | | | | | | | | • | • | • | • | | | | | • | CPF59TE | |
| 25-7036 | | • | | | | | | | | | | | | | | | | | | | | | | • | • | • | • | | | | | • | CPF56ALMZ | |
| 25-7037 | | | | | • | | | | | | | | | | | | | | | | | | | • | • | • | • | | | | | • | CPF59CP | |
| 25-7038 | | | | | • | | | | | | | | | | | | | | | | | | | • | • | • | • | | | | | • | CPF56CP | |
| 25-7047 | | • | • | | | | | | | | | | | | | | | | | | | | | • | • | • | • | | | | | • | CPF56P | |
| 25-7049 | | • | | | | | | | | | | | | | | | | | | | | | | • | • | • | • | | | | | • | CPF59D | |
| 25-7050 | • | • | | | | | | | | | | | | | | | | | | | | | | • | • | • | • | | | | | • | CPF59A | |
| 25-7056 | | • | | | | | | | | | | | | | | | | | | | | | | • | • | • | • | | | | | • | CPF56ALMWVP | |
| 25-7066 | | • | | | | | | | | | | | | | | | | | | | | | | • | • | • | • | | | | | • | CPF56WPG | |
| 25-7070 | | • | | | | | | | | | | | | | | | | | | | | | | | • | | | | | | | | • | CPF59G |
| 25-7080 | | • | | | | | | | | | | | | | | | | | | | | | | | • | | | | | | | | • | CPF59PG |
| 25-7081 | | • | | | | | | | | | | | | | | | | | | | | | | | • | | | | | | | | • | CPF59FLM |
| 25-7146 | | • | | | | | | | | | | | | | | | | | | | | | | | • | | | | | | | | • | CPF59RA |
| 25-7150 | | • | | | | | | | | | | | | | | | | | | | | | | | • | | | | | | | | • | CPF561/4 |
| 25-7160 | • | • | | | | | | | | | | | | | | | | | | | | | | | • | | | | | | | | • | CPF56A |
| 25-7190 | | | | • | | | | | | | | | | | | | | | | | | | | • | | | | | | | | | • | CPF111/5 |
| 25-7191 | | | • | | | | | | | | | | | | | | | | | | | | | • | | | | | | | | | • | CPF11ALM |
| 25-7192 | | | | • | | | | | | | | | | | | | | | | | | | | • | | | | | | | | • | CPF11PLM | |
| 25-7290 | • | | | | | | | | | • | | | | | | | | | | | | | | • | | • | | • | | | | | • | CPF59RP |
| 25-7306 | | | | • | | | | | | | | | | | | | | | | | | | | • | | | | | | | | | • | CPL2598 |
| 25-7307 | | | | | | | | | | | | | • | | | | | | | | | | | | • | | | | | | | | • | CPL2591 |
| 25-7308 | | | | | | | | | | | | | | | | | | | | | | | | | • | | | | | | | | • | CPL2592 |
| 25-7690 | | • | | | | | | | | | | | | | | | | | | | | | | | • | | | | | | | | • | CPF59M |
| 26-8000 | | | | • | | | | | | | | | | | | | | | | | | | | • | | | | | | | | • | CPAD802 | |
| 26-8002 | | | | • | | | | | | | | | | | | | | | | | | | | • | | | | | | | | • | CPAD814 | |
| 26-8005 | | | | • | | | | | | | | | | | | | | | | | | | | • | | | | | | | | • | CPN8 | |
| 26-8019 | | | | • | | | | | | | | | | | | | | | | | | | | • | | | | | | | | • | CPFIN8 | |
| 26-8025 | | | | • | | | | | | | | | | | | | | | | | | | | • | | | | | | | | • | CPNCL2 | |
| 26-8028 | | | | | | | | | | | • | | | | | | | | | | | | | • | | | | | | | | • | CPN1 | |
| 26-8029 | | | | | | | | | | | | | | | | | | | | | | | | • | | | | | • | | | • | CPN2 | |
| 26-8031 | | | | | | | | | | | | | | | | | | | | | | | | • | | | | | | | | • | CPN17 | |
| 26-8033 | | | • | | | | | | | | | | | | | | | | | | | | | • | | | | | | | | • | CPN8/110 | |
| 27-9000 | | | | | | | | | | | | | | | | | | | | | | | | • | | • | • | • | | | | | • | CP882 |
| 27-9001 | | | | | | | | | | | | | | | | | | | | | | | | • | | • | • | • | | | | | • | CP881 |
| 27-9002 | | | | | | • | | | | | | | | | | | | | | | | | | • | | • | • | • | | | | | • | CP885 |
| 27-9003 | | | | | | | | | | | | | | | | | | | | | | | | • | | • | • | • | | | | | • | CP892 |
| 27-9004 | | | | | | | | | | | | | | | | | | | | | | | | • | | • | • | • | | | | | • | ----- |
| 27-9006 | | | | | | | | | | | | | | | | | | | | | | | | • | | • | • | | | | | • | CP883 | |
| 27-9009 | | | | | | | | | | | | | | | | | | | | | | | | • | | • | • | • | | | | | • | CP8810 |
| 27-9010 | | | | | | | | | | | | | | | | | | | | | | | | • | | • | • | • | | | | | • | CPSW8821 |
| 27-9012 | | | | | | | | | | | | | | | | | | | | | | | | • | | • | • | • | | | | | • | CPSW8823 |
| 27-9013 | | | | | | • | | | | | | | | | | | | | | | | | | • | | • | • | | | | | | • | CP895 |
| 27-9014 | | | | | | | | | | | | | | | | | | | | | | | | • | | • | • | | | | | | • | CP891 |
| 27-9015 | | | | | | | | | | | | | | | | | | | | | | | | • | | • | • | | | | | | • | CP8910 |
| 27-9022 | | | | | | | | | | | | | | | | | | | | | | | | | • | | | | | | | | • | CPCL881 |
| 27-9023 | | | | | | | | | | | | | | | | | | | | | | | | | • | | | | | | | | • | CPCL882 |
| 27-9046 | | | | | | | | | | | | | | | | | | | | | | | | • | | • | | | | | | | • | CPTNC891 |
| 27-9060 | | | | | | • | | | | | | | | | | | | | | | | | | • | | • | | | | | | | • | CPMCTNC2 |

Quick Selector—Connector to EMERSON Tool *continued*

(Select AIM Connector Row Reference to Vertical Tool Column)

| Connectors | Non-Ratchet 'F' Crimp Tools | | | | | Ratchet Coaxial Crimp Tools | | | | | Standard Series Ratchet Coaxial Crimp Tools with Interchangeable Dies | | | | | | | | | | Coaxial Cable Stripping Tools | | | | | | | | | | Connectors | | |
|------------|-----------------------------|----------|----------|----------|----------|-----------------------------|----------|----------|----------|----------|---|---------|----------|----------|----------|----------|----------|----------|----------|----------|-------------------------------|----------|----------|----------|----------|----------|----------|----------|----------|----------|------------|----------|--------------|
| | 24-7700P | 24-7710P | 24-7711P | 24-7712P | 24-7713P | 24-321P | 24-8860P | 24-8861P | 24-8865P | 24-8866P | 24-9960P | 24-328P | 24-8789P | 24-8856P | 24-8857P | 24-8858P | 24-8859P | 24-9858P | 24-9859P | 24-9912P | 24-9958P | 24-9959P | 24-7731P | 24-7732P | 24-7733P | 24-7734P | 24-7735P | 24-7736P | 24-7737P | 24-7738P | | 24-7739P | VSCST-1 |
| 27-9061 | | | | | | | | | | | | | | | | | | | | | | | | | | | | | | | | | CPMCTNC1 |
| 27-9065 | | | | | | | | | | | | | | | | | | | | | | | | | | | | | | | | | CPMTNC19 |
| 27-9078 | | | | | | | | | | | | | | | | | | | | | | | | | | | | | | | | | CPTNC1 |
| 27-9079 | | | | | | | | | | | | | | | | | | | | | | | | | | | | | | | | | CPTNC10 |
| 27-9100 | | | | | | | | | | | | | | | | | | | | | | | | | | | | | | | | | CPMC882 |
| 27-9101 | | | | | | | | | | | | | | | | | | | | | | | | | | | | | | | | | CPMC881 |
| 27-9102 | | | | | | | | | | | | | | | | | | | | | | | | | | | | | | | | | CPMC885 |
| 27-9103 | | | | | | | | | | | | | | | | | | | | | | | | | | | | | | | | | CPMC8810 |
| 27-9104 | | | | | | | | | | | | | | | | | | | | | | | | | | | | | | | | | CPMC883 |
| 27-9105 | | | | | | | | | | | | | | | | | | | | | | | | | | | | | | | | | CPM8819 |
| 27-9108 | | | | | | | | | | | | | | | | | | | | | | | | | | | | | | | | | CPMC8817 |
| 27-9119 | | | | | | | | | | | | | | | | | | | | | | | | | | | | | | | | | CPMC8825 |
| 27-9189 | | | | | | | | | | | | | | | | | | | | | | | | | | | | | | | | | CPMC8821 |
| 27-9190 | | | | | | | | | | | | | | | | | | | | | | | | | | | | | | | | | CPMC8822 |
| 27-9191 | | | | | | | | | | | | | | | | | | | | | | | | | | | | | | | | | CPMC8823 |
| 27-9200 | | | | | | | | | | | | | | | | | | | | | | | | | | | | | | | | | ----- |
| 27-9201 | | | | | | | | | | | | | | | | | | | | | | | | | | | | | | | | | ----- |
| 27-9203 | | | | | | | | | | | | | | | | | | | | | | | | | | | | | | | | | ----- |
| 27-9204 | | | | | | | | | | | | | | | | | | | | | | | | | | | | | | | | | CP8811 |
| 27-9205 | | | | | | | | | | | | | | | | | | | | | | | | | | | | | | | | | CPMC8811 |
| 27-9207 | | | | | | | | | | | | | | | | | | | | | | | | | | | | | | | | | ----- |
| 27-9208 | | | | | | | | | | | | | | | | | | | | | | | | | | | | | | | | | CPMC881 |
| 27-9209 | | | | | | | | | | | | | | | | | | | | | | | | | | | | | | | | | ----- |
| 27-9210 | | | | | | | | | | | | | | | | | | | | | | | | | | | | | | | | | CP884 |
| 27-9215 | | | | | | | | | | | | | | | | | | | | | | | | | | | | | | | | | CPAD309 |
| 27-9235 | | | | | | | | | | | | | | | | | | | | | | | | | | | | | | | | | CPMC8812 |
| 27-9236 | | | | | | | | | | | | | | | | | | | | | | | | | | | | | | | | | CPMC8813 |
| 27-9241 | | | | | | | | | | | | | | | | | | | | | | | | | | | | | | | | | CPM8820 |
| 27-9248 | | | | | | | | | | | | | | | | | | | | | | | | | | | | | | | | | CPAD570 |
| 27-9254 | | | | | | | | | | | | | | | | | | | | | | | | | | | | | | | | | CPMC8818 |
| 27-9266 | | | | | | | | | | | | | | | | | | | | | | | | | | | | | | | | | CPMCTNC17 |
| 27-9282 | | | | | | | | | | | | | | | | | | | | | | | | | | | | | | | | | CPMCTNC1B |
| 27-9293 | | | | | | | | | | | | | | | | | | | | | | | | | | | | | | | | | CPMC8826 |
| 28-5020 | | | | | | | | | | | | | | | | | | | | | | | | | | | | | | | | | 142-0403-016 |
| 28-5021 | | | | | | | | | | | | | | | | | | | | | | | | | | | | | | | | | 142-0407-016 |
| 28-5022 | | | | | | | | | | | | | | | | | | | | | | | | | | | | | | | | | 142-0408-011 |
| 28-90007 | | | | | | | | | | | | | | | | | | | | | | | | | | | | | | | | | CP882 |
| 28-90027 | | | | | | | | | | | | | | | | | | | | | | | | | | | | | | | | | CP785 |
| 28-90097 | | | | | | | | | | | | | | | | | | | | | | | | | | | | | | | | | CP7810 |
| 28-90137 | | | | | | | | | | | | | | | | | | | | | | | | | | | | | | | | | CP792 |
| 28-90157 | | | | | | | | | | | | | | | | | | | | | | | | | | | | | | | | | CP7910 |
| 28-90237 | | | | | | | | | | | | | | | | | | | | | | | | | | | | | | | | | CP782 |
| 28-90257 | | | | | | | | | | | | | | | | | | | | | | | | | | | | | | | | | CPCS7810 |
| 28-91007 | | | | | | | | | | | | | | | | | | | | | | | | | | | | | | | | | CPMC782 |
| 28-91027 | | | | | | | | | | | | | | | | | | | | | | | | | | | | | | | | | CPMC785 |
| 28-91037 | | | | | | | | | | | | | | | | | | | | | | | | | | | | | | | | | CPMC7810 |
| 28-91047 | | | | | | | | | | | | | | | | | | | | | | | | | | | | | | | | | CPMC783 |
| 28-91057 | | | | | | | | | | | | | | | | | | | | | | | | | | | | | | | | | CPMC7818 |
| 28-91317 | | | | | | | | | | | | | | | | | | | | | | | | | | | | | | | | | CPMC7831 |
| 28-91457 | | | | | | | | | | | | | | | | | | | | | | | | | | | | | | | | | CPMC7845 |
| 28-91477 | | | | | | | | | | | | | | | | | | | | | | | | | | | | | | | | | CPMC7847 |
| 28-91507 | | | | | | | | | | | | | | | | | | | | | | | | | | | | | | | | | CPMC7850 |
| 28-91557 | | | | | | | | | | | | | | | | | | | | | | | | | | | | | | | | | CPMC7855 |
| 29-3100 | | | | | | | | | | | | | | | | | | | | | | | | | | | | | | | | | CPSMA0455 |
| 29-3103 | | | | | | | | | | | | | | | | | | | | | | | | | | | | | | | | | CPSMA0475 |
| 29-4010 | | | | | | | | | | | | | | | | | | | | | | | | | | | | | | | | | MINIUHF1 |
| 29-4021 | | | | | | | | | | | | | | | | | | | | | | | | | | | | | | | | | MINIUHF1B |
| 29-4030 | | | | | | | | | | | | | | | | | | | | | | | | | | | | | | | | | CPAD247 |
| 29-4031 | | | | | | | | | | | | | | | | | | | | | | | | | | | | | | | | | MINIUHF2 |
| 29-4033 | | | | | | | | | | | | | | | | | | | | | | | | | | | | | | | | | MINIUHF17 |
| 29-4035 | | | | | | | | | | | | | | | | | | | | | | | | | | | | | | | | | MINIUHF19 |



Look to us for a complete line of mono and stereo connectors and adapters, including RCA, 1/4", 3.5 mm, and microphone connectors and adapters. In addition, we offer a standard and gold-plated line of RCA connectors, adapters and wallplates for any home automation installation. If you are looking for A/V cables using these connectors, see pages 35-43 or call us for a custom cable quote.

RCA Connectors



RCA Jack (F)
Gold Plated

| Part No. | Color |
|----------|-------|
| 19-1315 | Red |
| 19-1316 | White |



RCA Plug (M)
Gold Plated

| Part No. | Color |
|----------|-------|
| 19-1303 | Red |
| 19-1304 | White |



RCA Plug (M)
Gold Plated

| Part No. | Color |
|----------|-------|
| 19-1312 | Red |
| 19-1313 | White |



RCA Plug (M)
Metal

| Part No. | Color |
|----------|-------|
| 19-1207 | Red |
| 19-1268 | Black |



RCA Jack (F)
Plastic

| Part No. | Color |
|----------|-------|
| 19-1212 | Red |
| 19-1213 | Black |



RCA Plug (M)
Plastic

| Part No. | Color |
|----------|-------|
| 19-1205 | Red |
| 19-1206 | Black |



Push-on 2-Piece Crimp RCA (M)
for RG-59 w/ 1/8" O-ring.

| Part No. |
|----------|
| 25-7290 |



2-Piece Crimp Motorola (M)
for RG-59 w/ 1/8" O-ring.

| Part No. |
|----------|
| 25-7690 |

RCA Gold Series Adapters



Inline Adapter
RCA (M) to RCA (M)
Gold Plated

| Part No. |
|----------|
| 19-1318 |



Inline Adapter, Plastic
RCA (F) to RCA (F)
Gold Plated

| Part No. |
|----------|
| 19-1319 |




Inline Adapter, Metal
RCA (F) to RCA (F)
Gold Plated

| Part No. |
|----------|
| 19-1310 |

(M) = Male Plug (F) = Female Socket

In addition to our complete line of RF connectors, we offer a wide selection of products to meet the latest High-Definition TV, Cable TV, Satellite, DVD and Audio/Video standards, including the introduction of our new line of waterproof Compression Connectors. These connectors are designed to offer the highest quality data transmission for audio, video and data applications, and are available for RG-59 and RG-6 cable in BNC, 'F' and RCA versions.

Our BNC and RCA compression connectors are constructed of nickel plated, machined brass, with a gold plated center pin allowing the best conductivity while providing picture perfect video and superior sound quality. Our RCA connectors, with five colors to choose from, accommodate both Standard and High-Definition composite or component video connections, and our 'F' connectors consist of a smooth spin nut for easy finger tip installation. A GOLD Series of compression connectors is also available for home theater and professional Audio/Video installations.



Compression Connectors*



All three styles have an inner 'O' ring and a built-in plastic cable adapter which allows one connector to terminate regular, tri- and quad-shield cables and provides a water-tight double seal.



| Part No. | Standard Compression Connectors (10 Pack) |
|--------------|--|
| 25-2502-10PB | Compression F Connector, RG-59 Dual/Tri/Quad, Blue |
| 25-2601-10PB | Compression F Connector, RG-6 Dual/Tri/Quad, Black |
| 28-2502-10PB | Compression BNC 75 Ohm Connector, RG-59 Dual/Tri/Quad, Blue |
| 28-2601-10PB | Compression BNC 75 Ohm Connector, RG-6 Dual/Tri/Quad, Black |
| 19-2500-10PB | Compression RCA Connector, RG-59 Dual/Tri/Quad (2 per Color) |
| 19-2502-10PB | Compression RCA Connector, RG-59 Dual/Tri/Quad, Blue |
| 19-2503-10PB | Compression RCA Connector, RG-59 Dual/Tri/Quad, Green |
| 19-2504-10PB | Compression RCA Connector, RG-59 Dual/Tri/Quad, Red |
| 19-2505-10PB | Compression RCA Connector, RG-59 Dual/Tri/Quad, Yellow |
| 19-2506-10PB | Compression RCA Connector, RG-59 Dual/Tri/Quad, White |
| 19-2600-10PB | Compression RCA Connector, RG-6 Dual/Tri/Quad (2 per Color) |
| 19-2602-10PB | Compression RCA Connector, RG-6 Dual/Tri/Quad, Blue |
| 19-2603-10PB | Compression RCA Connector, RG-6 Dual/Tri/Quad, Green |
| 19-2604-10PB | Compression RCA Connector, RG-6 Dual/Tri/Quad, Red |
| 19-2605-10PB | Compression RCA Connector, RG-6 Dual/Tri/Quad, Yellow |
| 19-2606-10PB | Compression RCA Connector, RG-6 Dual/Tri/Quad, White |

| Part No. | GOLD Series Compression Connectors (10 Pack) |
|---------------|---|
| 25-2502G-10PB | GOLD Series Compression F Connector, RG-59 Dual/Tri/Quad, Blue |
| 25-2601G-10PB | GOLD Series Compression F Connector, RG-6 Dual/Tri/Quad, Black |
| 28-2502G-10PB | GOLD Series Compression BNC 75 Ohm Connector, RG-59 Dual/Tri/Quad, Blue |
| 28-2601G-10PB | GOLD Series Compression BNC 75 Ohm Connector, RG-6 Dual/Tri/Quad, Black |
| 19-2502G-10PB | GOLD Series Compression RCA Connector, RG-59 Dual/Tri/Quad, Blue |
| 19-2601G-10PB | GOLD Series Compression RCA Connector, RG-6 Dual/Tri/Quad, Black |

| Part No. | Compression Termination Tools |
|----------|---|
| 24-7714P | Adjustable 3-Way Ratchet Crimp Tool for Compression RCA/BNC/F |
| 24-7732P | 2-Step Self-Adjusting Coax Stripper Tool |

Technical Specifications

| Connector Type | Cable Type | Max. Braid Coverage | Dielectric O.D. (Nom) | |
|----------------------------|-------------------|---------------------|-----------------------|------|
| | | | Inches | mm |
| F Connector with 7/16" Hex | RG-6 Dual | Up to 90% Coverage | .180 | 4.57 |
| BNC Connector | RG-6 Tri-Shield | Up to 90% Coverage | .180 | 4.57 |
| RCA Connector | RG-6 Quad-Shield | Up to 90% Coverage | .180 | 4.57 |
| F Connector with 7/16" Hex | RG-59 Dual | Up to 90% Coverage | .144 | 3.27 |
| BNC Connector | RG-59 Tri-Shield | Up to 90% Coverage | .144 | 3.27 |
| RCA Connector | RG-59 Quad-Shield | Up to 90% Coverage | .144 | 3.27 |

*Patented

RCA Standard Series Adapters



RCA (F) to BNC (M)

Part No.
25-7510



RCA (M) to BNC (F)

Part No.
27-8110



RCA (F) to RCA (F)

Part No.
19-1702



RCA (F) to 'F' (F)

Part No.
25-7570



RCA (M) to 'F' (F)

Part No.
25-7530 (CPAD103)



RCA (F) to 'F' (M)

Part No.
25-7580



RCA (M) to UHF (F)

Part No.
27-8210



RCA (F) to 3.5 mm (M)

Part No.
25-7560

3.5 mm Connectors



3.5 mm Stereo Mini Plug (M)
Plastic

Part No.
19-1202



3.5 mm Mono Mini Plug (M)
Metal

Part No.
19-1201

Call today for a list of our wide selection of Audio, Video and Stereo cable assemblies.

Microphone Connectors



3-Position Chassis Mount Jack (F)

| Part No. | Pins |
|----------|------|
| 44-D3F | 3 |



3-Position Chassis Mount Plug (M)

| Part No. | Pins |
|----------|------|
| 44-D3M | 3 |



XLR Microphone Jack (F)

| Part No. | Pins |
|----------|------|
| 44-A3F | 3 |



XLR Microphone Plug (M)

| Part No. | Pins |
|----------|------|
| 44-A3M | 3 |

(M) = Male Plug (F) = Female Socket

1/4" Mono Connectors



1/4" Mono Plug (M)
Plastic

Part No.

44-250



1/4" Mono Plug (M)
Metal

Part No.

44-280

1/4" Stereo Connectors



1/4" Stereo Plug (M)
Plastic

Part No.

19-1203



1/4" Stereo Plug (M)
Metal

Part No.

19-1204

Banana Plugs



Banana Plug (M)

Part No. Color

19-1237 Red

19-1238 Black

Audio Adapters



1/4" Stereo Plug
(M) to 3.5 mm Plug (F)

Part No.

19-1706



1/4" Stereo Jack
(F) to 3.5 mm Plug (M)

Part No.

19-1701



'F' (F) to P3.5 mm (M)

Part No.

25-7540



'Y' Adapter, Stereo
3.5 mm Mini-Plug (M) to (2) RCA Plugs (M)

Part No.

19-1670P



'Y' Adapter, Stereo
(1) RCA Plug (M) to (2) RCA Jacks (F)

Part No.

19-1671P



'Y' Adapter, Stereo
3.5 mm Mini-Plug (M) to (2) RCA Jacks (F)

Part No.

19-1672P



'Y' Adapter, Stereo
(2) RCA Plugs (M) to (1) RCA Jack (F)

Part No.

19-1673P

(M) = Male Plug (F) = Female Socket



With one of the widest varieties of D-Subminiature connectors and modular adapters, we offer a complete D-Sub connectivity solution. Available in both gold-plated copper or tin alloy, crimp or solder styles, our offering provides the quality that you need at a reasonable cost. Our D-Sub hoods are available in plastic, as well as EMI/RFI protected metalized plastic and heavy duty metal. No D-Sub purchase is complete without reviewing our wide selection of **Emerson** D-Sub termination tools as seen on page 65.

D-Sub Crimp Kits



D-Subminiature Standard Hood Kits include Plastic Hood with Hardware, Connector and Crimp Contacts.

| Part No. | Pins | Gender |
|-----------|------|--------|
| 40-7009MK | 9 | M |
| 40-7009SK | 9 | F |
| 40-7015MK | 15 | M |
| 40-7015SK | 15 | F |
| 40-7025MK | 25 | M |
| 40-7025SK | 25 | F |

D-Sub Hoods with Grommets



Standard Plastic H Series Hoods with Rubber Grommets, includes Mounting Hardware.

| Part No. | Pins | Hood |
|-----------|------|---------|
| 40-9709HG | 9 | Plastic |
| 40-9715HG | 15 | Plastic |
| 40-9725HG | 25 | Plastic |



Heavy Duty Metal HM Series Hoods with Rubber Grommets, includes Mounting Hardware.

| Part No. | Pins | Hood |
|------------|------|-------|
| 40-9709HMG | 9 | Metal |
| 40-9715HMG | 15 | Metal |
| 40-9725HMG | 25 | Metal |

98 Series Crimp Style Panel & Cable Mount D-Sub Connectors

Gold-Plated Contacts, Copper-Plated Alloy tabbed with Gold-Plated Housing on Nickel Thermoplastic Insulator



| Part No. | Pins | Gender | Housing |
|----------|------|--------|-------------|
| 40-9809M | 9 | M | Copper/Gold |
| 40-9815M | 15 | M | Copper/Gold |
| 40-9825M | 25 | M | Copper/Gold |

99 Series Crimp Style Panel & Cable Mount D-Sub Connectors

Gold-Plated Contacts, Press Fitted Tin Alloy Housing on Nickel Thermoplastic Insulator



| Part No. | Pins | Gender | Housing |
|----------|------|--------|---------|
| 40-9909M | 9 | M | Tin |
| 40-9915M | 15 | M | Tin |
| 40-9925M | 25 | M | Tin |

94 Series Crimp Style Panel & Cable Mount High Density D-Sub Connectors

Gold-Plated Contacts, Press Fitted Tin Alloy Housing on Nickel Thermoplastic Insulator



| Part No. | Pins | Gender | Housing |
|------------|------|--------|---------|
| 40-9415HDM | 15 | M | Tin |



| Part No. | Pins | Gender | Housing |
|----------|------|--------|-------------|
| 40-9809S | 9 | F | Copper/Gold |
| 40-9815S | 15 | F | Copper/Gold |
| 40-9825S | 25 | F | Copper/Gold |



| Part No. | Pins | Gender | Housing |
|----------|------|--------|---------|
| 40-9909S | 9 | F | Tin |
| 40-9915S | 15 | F | Tin |
| 40-9925S | 25 | F | Tin |



| Part No. | Pins | Gender | Housing |
|------------|------|--------|---------|
| 40-9415HDS | 15 | F | Tin |

(M) = Male Plug (F) = Female Socket

D-Sub Pins & Sockets



Standard D-Sub Pins for 98 & 99 Series (M)
Gold Plated

| Part No. | Quantity |
|----------|-------------|
| 40-9854M | 25 per bag |
| 40-9856M | 100 per bag |



Standard D-Sub Pins for 98 & 99 Series (F)
Gold Plated

| Part No. | Quantity |
|----------|-------------|
| 40-9864S | 25 per bag |
| 40-9866S | 100 per bag |



High Density D-Sub Pins for 98 & 99 Series (M)
Gold Plated

| Part No. | Quantity |
|----------|-------------|
| 40-9428M | 100 per bag |



High Density D-Sub Pins for 98 & 99 Series (F)
Gold Plated

| Part No. | Quantity |
|----------|-------------|
| 40-9428F | 100 per bag |

D-Sub Termination Tools



D-Sub Insertion & Extraction Tool

| Part No. | Type |
|----------|--------------|
| 40-9865 | Standard |
| 40-9427T | High-Density |



D-Sub Non-Ratchet Crimp Tool
Crimps Non-Insulated Open Barrel Connectors & Contacts.

| Blister No. |
|-------------|
| 24-73733P |



D-Sub Crimping Tool for Precision Machined Contacts, 4 Way Indent, Crimps 20-26 AWG with Built-in Contact Locator.

| Blister No. |
|-------------|
| 24-8643P |



D-Sub Full Cycle Ratchet Crimping Tool with Tension Adjustment Wheel, Crimps 18-22 & 24-30 AWG, Non-Insulated Open Barrel Connectors, D-Sub Contacts.

| Blister No. |
|-------------|
| 24-8645P |



D-Sub Full Cycle Ratchet Crimping Tool Crimps 10-22 AWG Non-Insulated Open Barrel Connectors, D-Sub & V.35 Contacts.

| Blister No. | Replacement Die No. |
|-------------|---------------------|
| 24-8644P | 99-8644 |

D-Sub Hardware



Fig. A



Fig. B



Fig. C



Fig. D



Fig. E



Fig. F

| Description | Length | Figure | Gender | Part No. (1 Set) | Bulk (50 Sets) |
|------------------------|--------|--------|--------|------------------|----------------|
| Screw & Retainer | 0.31" | A | M | 40-98440M | 40-98440M-C |
| Screw & Retainer | 0.55" | B | M | 40-98441M | 40-98441M-C |
| Hex Female Screw Locks | 0.30" | C | F | 40-98440F | 40-98440F-C |
| Hex Female Screw Locks | 0.50" | D | F | 40-98442F | 40-98442F-C |
| Hex Standoff | 0.24" | E | F | 40-98443N | 40-98443N-C |
| Thumbscrew Set | 1.25" | F | M | 40-9844T | 40-9844T-C |

(M) = Male Plug (F) = Female Socket

D-Sub Stainless Steel Wallplates



D-Sub Wallplates
Stainless Steel, White

| Pins | Single |
|------|---------|
| 9 | 40-9535 |
| 15 | 40-9533 |
| 25 | 40-9531 |

97 Series Solder Style Panel & Cable Mount D-Sub Connectors

Gold-Plated Contacts, Copper Alloy/Gold-Plated Housing on Nickel Thermoplastic Insulator



| Part No. | Pins | Gender | Housing |
|----------|------|--------|-------------|
| 40-9709M | 9 | M | Copper/Gold |
| 40-9715M | 15 | M | Copper/Gold |
| 40-9725M | 25 | M | Copper/Gold |
| 40-9737M | 37 | M | Copper/Gold |
| 40-9750M | 50 | M | Copper/Gold |



| Part No. | Pins | Gender | Housing |
|----------|------|--------|-------------|
| 40-9709S | 9 | F | Copper/Gold |
| 40-9715S | 15 | F | Copper/Gold |
| 40-9725S | 25 | F | Copper/Gold |
| 40-9737S | 37 | F | Copper/Gold |
| 40-9750S | 50 | F | Copper/Gold |

95 Series Solder Style Panel & Cable Mount D-Sub Connectors

Gold-Plated Contacts, Tin Alloy Housing on Nickel Thermoplastic Insulator



| Part No. | Pins | Gender | Housing |
|----------|------|--------|---------|
| 40-9509M | 9 | M | Tin |
| 40-9515M | 15 | M | Tin |
| 40-9525M | 25 | M | Tin |



| Part No. | Pins | Gender | Housing |
|----------|------|--------|---------|
| 40-9509S | 9 | F | Tin |
| 40-9515S | 15 | F | Tin |
| 40-9525S | 25 | F | Tin |

95 Series Solder Style Panel & Cable Mount High Density D-Sub Connectors

Gold-Plated Contacts, Tin Alloy Housing on Nickel Thermoplastic Insulator



| Part No. | Pins | Gender | Housing |
|------------|------|--------|---------|
| 40-9515HDM | 15 | M | Tin |
| 40-9526HDM | 26 | M | Tin |



| Part No. | Pins | Gender | Housing |
|------------|------|--------|---------|
| 40-9515HDS | 15 | F | Tin |
| 40-9526HDS | 26 | F | Tin |

IDC Headers & D-Sub Connectors



Dual Row Socket Connectors - Headers
(0.01" x 1" Spacing w/Strain Relief)

| Part No. | Pins |
|----------|------|
| 40-8110 | 10 |
| 40-8114 | 14 |
| 40-8116 | 16 |
| 40-8120 | 20 |
| 40-8126 | 26 |
| 40-8134 | 34 |
| 40-8140 | 40 |
| 40-8150 | 50 |



D-Subminiature Connectors
Plastic & Metal

| Part No. | Pins | Gender | Housing |
|----------|------|--------|---------|
| 40-8309S | 9 | F | Plastic |
| 40-8309M | 9 | M | Plastic |
| 40-8315M | 15 | M | Plastic |
| 40-8325S | 25 | F | Plastic |
| 40-8325M | 25 | M | Plastic |
| 40-8425M | 25 | M | Metal |

These IDC connectors are constructed of phosphorus bronze contacts, flame retardant thermoplastic, and their insulation meets or exceeds UL-94 V-0.

These connectors are fully interchangeable with competitive Sockets and Headers, and are designed to work with 28 AWG Stranded or 30 AWG Solid Wire.

(M) = Male Plug (F) = Female Socket

D-Sub Hoods



Standard Plastic 'H' Series D-Sub Hoods
includes Mounting Hardware, Gray.

| Part No. | Pins |
|----------|------|
| 40-9709H | 9 |
| 40-9715H | 15 |
| 40-9725H | 25 |
| 40-9737H | 37 |
| 40-9750H | 50 |



Deluxe Plastic 'HX' Series D-Sub Hoods
includes Mounting Hardware & Set Screw to Hold Cable, Gray.

| Part No. | Pins |
|-----------|------|
| 40-9709HX | 9 |
| 40-9715HX | 15 |
| 40-9725HX | 25 |



Deluxe Metalized 'HS' Series D-Sub Hoods
includes Mounting Hardware, Shield Coating, Silver.

| Part No. | Pins |
|-----------|------|
| 40-9709HS | 9 |
| 40-9715HS | 15 |
| 40-9725HS | 25 |



Shielded Metal 'HM' Series D-Sub Hoods
includes Hardware, Silver.

| Part No. | Pins |
|-----------|------|
| 40-9709HM | 9 |
| 40-9715HM | 15 |
| 40-9725HM | 25 |

D-Sub Modular Adapter Kits (1-Piece Hood)



Color: Gray
Built to USOC Color Code

| Part No. | Mod | D-Sub | Gender | Housing |
|----------|-------|-------|--------|---------|
| 40-9536M | RJ-12 | 9 | M | 1 Piece |
| 40-9536F | RJ-12 | 9 | F | 1 Piece |
| 40-9538M | RJ-45 | 9 | M | 1 Piece |
| 40-9538F | RJ-45 | 9 | F | 1 Piece |

| Part No. | Mod | D-Sub | Gender | Housing |
|----------|-------|-------|--------|---------|
| 40-9558M | RJ-45 | 15 | M | 1 Piece |
| 40-9558F | RJ-45 | 15 | F | 1 Piece |

| Part No. | Mod | D-Sub | Gender | Housing |
|----------|-------|-------|--------|---------|
| 40-9586M | RJ-12 | 25 | M | 1 Piece |
| 40-9586F | RJ-12 | 25 | F | 1 Piece |
| 40-9588M | RJ-45 | 25 | M | 1 Piece |
| 40-9588F | RJ-45 | 25 | F | 1 Piece |

D-Sub Modular Adapter Kits (2-Piece Hood)



Color: Black
Built to Nevada Western Color Code

| Part No. | Mod | D-Sub | Gender | Housing |
|----------|-------|-------|--------|---------|
| 40-9528M | RJ-45 | 9 | M | 1 Piece |
| 40-9528F | RJ-45 | 9 | F | 1 Piece |
| 40-9578M | RJ-45 | 25 | M | 1 Piece |

Centronics Connectors



Centronics 50 Pin Telco Cable Mount Connector Kit (M)

| Part No. |
|----------|
| 30-4809M |



Centronics 50 Pin Telco Cable Mount Connector Kit (F)

| Part No. |
|----------|
| 30-4809F |

(M) = Male Plug (F) = Female Socket



When computer connectivity is the project at hand, turn to Emerson Network Power Connectivity Solutions. Offering a complete line of computer cables, including USB, RS-232, and IEEE 1284 printer cables, we can get you connected. If it's a LAN that you are setting up, we offer both Category 5E and Category 6 patch cables in assembled and low-profile molded versions. We also offer a wide selection of single mode and multimode fiber jumpers to meet your project requirements. Most standard fiber jumpers are available to ship from stock the same day. Custom Cat5E, Cat6 and fiber LAN cables are always available; just send us your requirements.

Premium Multi-Coax Monitor Cables



VGA/SVGA Multi-Coax 5 BNC Monitor Cable

| Part No. | Length | Conn. 1 | Conn. 2 |
|------------|---------|----------|----------|
| 73-6360-6 | 6 feet | HD15 (M) | 5BNC (M) |
| 73-6360-10 | 10 feet | HD15 (M) | 5BNC (M) |



VGA/SVGA Multi-Coax Monitor Cable

| Part No. | Length | Conn. 1 | Conn. 2 |
|------------|---------|----------|----------|
| 30-1511-6 | 6 feet | HD15 (M) | HD15 (M) |
| 30-1511-10 | 10 feet | HD15 (M) | HD15 (M) |

VGA/SVGA Monitor Cables



VGA/SVGA Multi-Conductor Video Cable

| Part No. | Length | Conn. 1 | Conn. 2 |
|-----------|---------|----------|----------|
| 30-1506MM | 6 feet | HD15 (M) | HD15 (M) |
| 30-1510MM | 10 feet | HD15 (M) | HD15 (M) |



VGA/SVGA Multi-Conductor Extension Cable

| Part No. | Length | Conn. 1 | Conn. 2 |
|-----------|---------|----------|----------|
| 30-1506MF | 6 feet | HD15 (M) | HD15 (F) |
| 30-1510MF | 10 feet | HD15 (M) | HD15 (F) |

Universal Serial Bus Cables (USB Ver. 2.0)

These USB cables consist of one pair of 20-28 AWG wire for power distribution (low or full speed) and one pair of 28 AWG wire twisted, with a shield and overall jacket (full speed) for signal distribution.



USB A-B Cable
Version 2.0

| Part No. | Length | Conn. 1 | Conn. 2 |
|------------|---------|-----------|-----------|
| 30-3007-3 | 3 feet | USB A (M) | USB B (M) |
| 30-3007-6 | 6 feet | USB A (M) | USB B (M) |
| 30-3007-10 | 10 feet | USB A (M) | USB B (M) |
| 30-3007-15 | 15 feet | USB A (M) | USB B (M) |



USB A-A Extension Cable
Version 2.0

| Part No. | Length | Conn. 1 | Conn. 2 |
|-----------|--------|-----------|-----------|
| 30-3008-6 | 6 feet | USB A (M) | USB A (F) |



USB A-A Cable
Version 2.0

| Part No. | Length | Conn. 1 | Conn. 2 |
|------------|---------|-----------|-----------|
| 30-3006-6 | 6 feet | USB A (M) | USB A (M) |
| 30-3006-10 | 10 feet | USB A (M) | USB A (M) |
| 30-3006-15 | 15 feet | USB A (M) | USB A (M) |

(M) = Male Plug (F) = Female Socket

Bi-Directional Parallel Printer Cables



IEEE 1284 Centronics Printer Cable
18 Pair, 28AWEG, Dual-Shielded

| Part No. | Length | Conn. 1 | Conn. 2 |
|--------------|---------|----------|------------|
| 30-1284AB-3 | 3 feet | DB25 (M) | Cent36 (M) |
| 30-1284AB-6 | 6 feet | DB25 (M) | Cent36 (M) |
| 30-1284AB-10 | 10 feet | DB25 (M) | Cent36 (M) |



Centronics Printer Cable
36 Conductor, 28 AWG, Shielded

| Part No. | Length | Conn. 1 | Conn. 2 |
|-----------|---------|------------|------------|
| 30-9506CC | 6 feet | Cent36 (M) | Cent36 (M) |
| 30-9510CC | 10 feet | Cent36 (M) | Cent36 (M) |



Centronics Printer Cable
25 Conductor, 28 AWG, Shielded

| Part No. | Length | Conn. 1 | Conn. 2 |
|-----------|---------|----------|------------|
| 30-9506MC | 6 feet | DB25 (M) | Cent36 (M) |
| 30-9510MC | 10 feet | DB25 (M) | Cent36 (M) |
| 30-9525MC | 25 feet | DB25 (M) | Cent36 (M) |

Serial & Parallel Extension Cables



Serial & Parallel Extension Cable
25 Conductor, 28 AWG, Shielded

| Part No. | Length | Conn. 1 | Conn. 2 |
|-----------|---------|----------|----------|
| 30-9506MF | 6 feet | DB25 (M) | DB25 (F) |
| 30-9510MF | 10 feet | DB25 (M) | DB25 (F) |
| 30-9525MF | 25 feet | DB25 (M) | DB25 (F) |



DB9 Extension Cable (F)
Wired Pin to Pin

| Part No. | Length | Conn. 1 | Conn. 2 |
|------------|---------|---------|---------|
| 30-9506-77 | 6 feet | DB9 (F) | DB9 (F) |
| 30-9510-77 | 10 feet | DB9 (F) | DB9 (F) |



DB9 Data Extension Cable
Wired Pin to Pin

| Part No. | Length | Conn. 1 | Conn. 2 |
|------------|---------|---------|---------|
| 30-9506-99 | 6 feet | DB9 (M) | DB9 (F) |
| 30-9510-99 | 10 feet | DB9 (M) | DB9 (F) |

D-Sub Switch Boxes & Cables



DB9 Data Switch Cable
Wired Pin to Pin

| Part No. | Length | Conn. 1 | Conn. 2 |
|------------|---------|---------|---------|
| 30-9506-88 | 6 feet | DB9 (M) | DB9 (M) |
| 30-9510-88 | 10 feet | DB9 (M) | DB9 (M) |



D-Sub Manual Data Switches
Rotary Switch, 2-amp capacity,
No AC Required, Boxed, Metal

| Part No. | Pins | Output |
|-----------|------|--------|
| 30-9575-2 | 9 | 2-Way |
| 30-9585-2 | 25 | 2-Way |
| 30-9585-4 | 25 | 4-Way |



DB25 Data Switch Cable
25 Conductor, 28 AWG, Shielded

| Part No. | Length | Conn. 1 | Conn. 2 |
|-----------|---------|----------|----------|
| 30-9506MM | 6 feet | DB25 (M) | DB25 (M) |
| 30-9510MM | 10 feet | DB25 (M) | DB25 (M) |
| 30-9525MM | 25 feet | DB25 (M) | DB25 (M) |

(M) = Male Plug (F) = Female Socket

Serial Modem Cables



External Serial Modem Cable

| Part No. | Length | Conn. 1 | Conn. 2 |
|------------|---------|----------|---------|
| 30-9506-29 | 6 feet | DB25 (M) | DB9 (F) |
| 30-9510-29 | 10 feet | DB25 (M) | DB9 (F) |

D-Sub Gender Changers & Adapters



Gender Adapter
DB9 (F) to DB25 (M)

| Part No. |
|----------|
| 30-9516 |



Gender Adapter
DB9 (M) to DB25 (F)

| Part No. |
|----------|
| 30-9520 |



Null Modem Adapter
DB25 (M) to DB25 (F)

| Part No. |
|----------|
| 30-9521 |



High Density D-Sub (SVGA)
Mini Gender Changers & Port Saver

| Part No. | Pins | Gender |
|----------|------|--------|
| 30-9537 | 15 | F to F |
| 30-9538 | 15 | F to M |



D-Sub Mini Gender Changers

| Part No. | Pins | Gender |
|----------|------|--------|
| 30-9530 | 9 | F to F |
| 30-9531 | 9 | M to M |
| 30-9532 | 15 | F to F |
| 30-9533 | 15 | M to M |
| 30-9534 | 25 | F to F |
| 30-9535 | 25 | M to M |

AC Power Cables



Three Conductor Electrical Equipment Cords
Use with Computer Monitors, Printers, Peripheral Devices & other Electronic Equipment, 7 Amp 125 V, 18 AWG.

| Part No. | Length |
|----------|---------|
| 65-3006 | 6 feet |
| 65-3010 | 10 feet |
| 65-3015 | 15 feet |



Panasonic Replacement AC Power Cords, 6 ft.

| Part No. | Style |
|----------|-------|
| 65-403P | Wide |

(M) = Male Plug (F) = Female Socket



With a comprehensive line of RF connectors, we can provide a complete connectivity solution. We stock 50 and 75 ohm cables for Audio, Video and Data requirements, including hook-up cables for satellite and CATV installations; RCA cables and adapter cables for TV, DVD and VHS hook-ups; as well as BNC cables for networking and video applications. If not in stock in our warehouse, our custom cable department offers the capability to build any assembled or molded cable to your custom length or configuration, including BNC, 'N' UHF, Mini-UHF, TNC, SMA and 'F' versions.

Deluxe RCA Audio Cables with Gold Connectors



Deluxe Dual RCA Hook-Up & Dubbing Cables with Gold Connectors, Molded Strain Relief, 75 Ohm, One Video - One Audio, Packaged for Retail Display.

| Part No. | Length | Conn. 1 | Conn. 2 |
|----------|---------|---------|---------|
| 603DUGP | 3 feet | RCA (M) | RCA (M) |
| 606DUGP | 6 feet | RCA (M) | RCA (M) |
| 612DUGP | 12 feet | RCA (M) | RCA (M) |



Deluxe RCA Hook-Up & Dubbing Cables with Gold Connectors, Molded Strain Relief, 75 Ohm, Packaged for Retail Display.

| Part No. | Length | Conn. 1 | Conn. 2 |
|----------|--------|---------|---------|
| 603RRGP | 3 feet | RCA (M) | RCA (M) |
| 606RRGP | 6 feet | RCA (M) | RCA (M) |



Deluxe Triple RCA Hook-Up & Dubbing Cables with Gold Connectors, Molded Strain Relief, 75 Ohm, One Video - Two Audio, Packaged for Retail Display.

| Part No. | Length | Conn. 1 | Conn. 2 |
|----------|---------|---------|---------|
| 603DMGP | 3 feet | RCA (M) | RCA (M) |
| 606DMGP | 6 feet | RCA (M) | RCA (M) |
| 612DMGP | 12 feet | RCA (M) | RCA (M) |

RCA Audio/Video/Speaker Cables



RCA (STEREO) Hook-Up & Dubbing Cables Molded Strain Relief, Shielded 75 Ohm, Red & White Color Coded, Packaged for Retail Display.

| Part No. | Length | Conn. 1 | Conn. 2 |
|----------|---------|---------|---------|
| 6803P | 3 feet | RCA (M) | RCA (M) |
| 6806P | 6 feet | RCA (M) | RCA (M) |
| 6812P | 12 feet | RCA (M) | RCA (M) |
| 6825P | 25 feet | RCA (M) | RCA (M) |



RCA (AUDIO) Hook-Up Cables Molded Strain Relief, Shielded 75 Ohm, Packaged for Retail Display, Black.

| Part No. | Length | Conn. 1 | Conn. 2 |
|----------|---------|---------|---------|
| 6706P | 6 feet | RCA (M) | RCA (M) |
| 6712P | 12 feet | RCA (M) | RCA (M) |
| 6725P | 25 feet | RCA (M) | RCA (M) |

(M) = Male Plug (F) = Female Socket

Video Cables



HDMI to HDMI Cables

For standard and High-Definition (720 & 1080i) video formats providing up to 5Gbps of bandwidth

| Part No. | Length | Conn.1 | Conn.2 |
|-----------|---------|----------|----------|
| 30-1611-1 | 1 meter | HDMI (M) | HDMI (M) |
| 30-1611-2 | 2 meter | HDMI (M) | HDMI (M) |
| 30-1611-3 | 3 meter | HDMI (M) | HDMI (M) |
| 30-1611-5 | 5 meter | HDMI (M) | HDMI (M) |



HDMI to DVI-D Single Link Cables

Designed for high-resolution video formats for connection of PC and Video components

| Part No. | Length | Conn.1 | Conn.2 |
|-----------|---------|----------|---------|
| 30-1612-1 | 1 meter | HDMI (M) | DVI (M) |
| 30-1612-2 | 2 meter | HDMI (M) | DVI (M) |
| 30-1612-3 | 3 meter | HDMI (M) | DVI (M) |
| 30-1612-5 | 5 meter | HDMI (M) | DVI (M) |



SVHS Video Cables

Molded Strain Relief, 4-Pin Mini-Din, Black

| Part No. | Length | Conn. 1 | Conn. 2 |
|-----------|---------|---------|---------|
| 6SVHS-6P | 6 feet | MD4 (M) | MD4 (M) |
| 6SVHS-10P | 10 feet | MD4 (M) | MD4 (M) |
| 6SVHS-15P | 15 feet | MD4 (M) | MD4 (M) |
| 6SVHS-25P | 25 feet | MD4 (M) | MD4 (M) |
| 6SVHS-50P | 50 feet | MD4 (M) | MD4 (M) |

Audio Cables & Adapters



'Y' Adapter

(1) RCA Plug (M) to (2) RCA Jacks (F)

Part No.
19-1671P



'Y' Adapter

(2) RCA Plugs (M) to (1) RCA Jack (F)

Part No.
19-1673P



'Y' Adapter

Stereo 3.5 mm Mini-Plug (M) to (2) RCA Plugs (M)

Part No.
19-1670P



'Y' Adapter

Stereo 3.5 mm Mini-Plug (M) to (2) RCA Jacks (F)

Part No.
19-1672P



Stereo Adapter Cable
3.5 mm Plug (M) to RCA Plug (M)

Part No.
19-1640P



Stereo Adapter Cable
3.5 mm Plug (M) to 3.5 mm Plug (M)

Part No.
19-1645P



'F' Jack (F) to 3.5 mm Plug (M)

Part No.
25-7540



3.5 mm (M) to RCA Jack (F)

Part No.
25-7560



1/4" Stereo Jack (F) to 3.5 mm Plug (M)

Part No.
19-1701



1/4" Stereo Plug (M) to 3.5 mm Jack (F)

Part No.
19-1706

(M) = Male Plug (F) = Female Socket

75 Ohm 'F' to 'F' Hook-Up Cables for MATV/CATV/SATV/VCR/DVD



F-59 Hook-Up Cable with Gold Connectors
Molded Strain Relief, 75 Ohm, Packaged for Retail Display.

| Part No. | Length | Conn. 1 | Conn. 2 |
|----------|---------|---------|---------|
| 612FFGP | 12 feet | F (M) | F (M) |
| 615FFGP | 15 feet | F (M) | F (M) |



F-59 Hook-Up Cable with Molded Strain Relief
75 Ohm, Bulk Packaged.

| Part No. | Length | Conn. 1 | Conn. 2 |
|----------|--------|---------|---------|
| 603FFBBU | 3 feet | F (M) | F (M) |



RG-59 Hook-up Cables with Molded Strain Relief
75 Ohm, Packaged for Retail Display.

| White | Length | Black | Conn. 1 | Conn. 2 |
|---------|----------|----------|---------|---------|
| ----- | 6 inches | 666FFPB | F (M) | F (M) |
| 601FFP | 1 feet | 601FFPB | F (M) | F (M) |
| 602FFP | 2 feet | ----- | F (M) | F (M) |
| 603FFP | 3 feet | 603FFPB | F (M) | F (M) |
| 606FFP | 6 feet | 606FFPB | F (M) | F (M) |
| 612FFP | 12 feet | 612FFPB | F (M) | F (M) |
| ----- | 15 feet | 615FFPB | F (M) | F (M) |
| 625FFP | 25 feet | 625FFPB | F (M) | F (M) |
| 650FFP | 50 feet | 650FFPB | F (M) | F (M) |
| 675FFP | 75 feet | 675FFPB | F (M) | F (M) |
| 6100FFP | 100 feet | 6100FFPB | F (M) | F (M) |



F-59 Hook-Up Cable with Gold 'Quick Disconnect' Push-On Connectors
Molded Strain Relief, 75 Ohm, Packaged for Retail Display.

| Part No. | Length | Conn. 1 | Conn. 2 |
|----------|---------|---------|---------|
| 603QQGP | 3 feet | F (M) | F (M) |
| 606QQGP | 6 feet | F (M) | F (M) |
| 612QQGP | 12 feet | F (M) | F (M) |



RG-6 Hook-up Cables with Molded Strain Relief
75 Ohm, Packaged for Retail Display.

| White | Length | Black | Conn. 1 | Conn. 2 |
|---------|---------|----------|---------|---------|
| 6-3FFP | 3 feet | 6-3FFPB | F (M) | F (M) |
| 6-6FFP | 6 feet | 6-6FFPB | F (M) | F (M) |
| 6-12FFP | 12 feet | 6-12FFPB | F (M) | F (M) |
| 6-25FFP | 25 feet | 6-25FFPB | F (M) | F (M) |

Call today for pricing and availability on any custom length RG-59 or RG-6 'F' cable assemblies.

Silver Satin Flat Cables



Modular Data Extension Cords
(M) to (M) Plugs, Straight-Wired

| Part No. | Length | Color | Conductors |
|----------|---------|-------|--------------|
| 30-4PP7 | 7 feet | Gray | 6P4C (RJ-11) |
| 30-4PP15 | 15 feet | Gray | 6P4C (RJ-11) |
| 30-4PP25 | 25 feet | Gray | 6P4C (RJ-11) |
| 30-6PP7 | 7 feet | Gray | 6P4C (RJ-12) |
| 30-6PP15 | 15 feet | Gray | 6P6C (RJ-12) |
| 30-6PP25 | 25 feet | Gray | 6P6C (RJ-12) |
| 30-8PP7 | 7 feet | Gray | 8P8C (RJ-45) |



Modular Telephone Extension Cord
(M) to (M) Plugs, Cross-Wired

| Part No. | Length | Color | Conductors |
|----------|---------|-------|--------------|
| 32-1414 | 7 feet | Gray | 6P4C (RJ-11) |
| 32-1434 | 15 feet | Gray | 6P4C (RJ-11) |
| 32-1454 | 25 feet | Gray | 6P4C (RJ-11) |
| 32-6PP7 | 7 feet | Gray | 6P6C (RJ-12) |
| 32-6PP15 | 15 feet | Gray | 6P6C (RJ-12) |
| 32-6PP25 | 25 feet | Gray | 6P6C (RJ-12) |

Coaxial LAN & Video Cables



BNC Cable Assemblies
Shielded BNC (M) to BNC (M), Black

| 50 Ohm RG-58 | Length | 75 Ohm RG-59 |
|--------------|---------|--------------|
| 6035BBP | 3 feet | 603BBP |
| 6065BBP | 6 feet | 606BBP |
| 6012BBP | 12 feet | 612BBP |
| 6025BBP | 25 feet | 625BBP |
| ----- | 50 feet | 650BBP |
| ----- | 75 feet | 675BBP |

(M) = Male Plug (F) = Female Socket

Custom Made Coaxial Cables



As part of the Emerson Network Power Connectivity Solutions, we offer a wide selection of quality cables and jumpers in most connector styles and lengths. With production capabilities in USA, Mexico and Asia, we offer our customers the flexibility of quick turn assembled and molded cables in all styles and configurations, including Cat5E/6 jumpers, telco cables, Coaxial LAN, D-Sub, Audio/Video cables and many more.



RG-59 Audio & Video BNC to BNC Cables
 Constructed of RG-59, 75 Ohm, 80% Braid, 22 AWG Stranded Cable, Matching Colored Boots & Cable.

| Length | Black Part No. | Blue Part No. | Green Part No. | Red Part No. | Yellow Part No. |
|---------|----------------|---------------|----------------|--------------|-----------------|
| 3 feet | 73-6310-3 | 73-6311-3 | 73-6312-3 | 73-6313-3 | 73-6314-3 |
| 6 feet | 73-6310-6 | 73-6311-6 | 73-6312-6 | 73-6313-6 | 73-6314-6 |
| 10 feet | 73-6310-10 | 73-6311-10 | 73-6312-10 | 73-6313-10 | 73-6314-10 |
| 25 feet | 73-6310-25 | 73-6311-25 | 73-6312-25 | 73-6313-25 | 73-6314-25 |



RG-59 Audio & Video RCA to RCA Cables
 Constructed of RG-59, 75 Ohm, 80% Braid, 22 AWG Stranded Cable, Matching Colored Boots & Cable.

| Length | Black Part No. | Blue Part No. | Green Part No. | Red Part No. | Yellow Part No. |
|---------|----------------|---------------|----------------|--------------|-----------------|
| 3 feet | 73-7410-3 | 73-7411-3 | 73-7412-3 | 73-7413-3 | 73-7414-3 |
| 6 feet | 73-7410-6 | 73-7411-6 | 73-7412-6 | 73-7413-6 | 73-7414-6 |
| 10 feet | 73-7410-10 | 73-7411-10 | 73-7412-10 | 73-7413-10 | 73-7414-10 |
| 25 feet | 73-7410-25 | 73-7411-25 | 73-7412-25 | 73-7413-25 | 73-7414-25 |



RG-58 Thin Ethernet BNC to BNC Cables
 Constructed of 50 Ohm, 95% Braid & 100% Foil Shield Cable, 20 AWG Stranded (Belden 9907 Equivalent), Black PVC Cable.

| Length | Black Boots Part No. | Blue Boots Part No. | Green Boots Part No. | Red Boots Part No. | Yellow Boots Part No. |
|---------|----------------------|---------------------|----------------------|--------------------|-----------------------|
| 3 feet | 73-6340-3 | 73-6361-3 | 73-6362-3 | 73-6363-3 | 73-6364-3 |
| 6 feet | 73-6340-6 | 73-6361-6 | 73-6362-6 | 73-6363-6 | 73-6364-6 |
| 10 feet | 73-6340-10 | 73-6361-10 | 73-6362-10 | 73-6363-10 | 73-6364-10 |
| 25 feet | 73-6340-25 | 73-6361-25 | 73-6362-25 | 73-6363-25 | 73-6364-25 |

As with all of our custom built cables, additional sizes are always available!

RG-58AU & RG-58 Thin Ethernet BNC to BNC Cables
 Constructed of RG-58AU, 50 Ohm, 95% Braid, 20 AWG Stranded Cable (Belden 8219 Equivalent), Black PVC Cable.

| Length | Black Boots Part No. | Blue Boots Part No. | Green Boots Part No. | Red Boots Part No. | Yellow Boots Part No. |
|---------|----------------------|---------------------|----------------------|--------------------|-----------------------|
| 3 feet | 73-6300-3 | 73-6351-3 | 73-6352-3 | 73-6353-3 | 73-6354-3 |
| 6 feet | 73-6300-6 | 73-6351-6 | 73-6352-6 | 73-6353-6 | 73-6354-6 |
| 10 feet | 73-6300-10 | 73-6351-10 | 73-6352-10 | 73-6353-10 | 73-6354-10 |
| 25 feet | 73-6300-25 | 73-6351-25 | 73-6352-25 | 73-6353-25 | 73-6354-25 |

(M) = Male Plug (F) = Female Socket

Other Custom Made Cables



LAN Crossover Patch Cables

4 Pair UTP, 24 AWG Stranded, RJ-45 to RJ-45, EIA568B, with Matching Colored Boots & Cable (unless otherwise specified).

| Length | Cat 5E-350 MHz | Cat 6-500 MHz |
|---------|----------------|---------------|
| 3 feet | 74-778_X-3 | 74-888_X-3 |
| 7 feet | 74-778_X-7 | 74-888_X-7 |
| 10 feet | 74-778_X-10 | 74-888_X-10 |
| 14 feet | 74-778_X-14 | 74-888_X-14 |
| 25 feet | 74-778_X-25 | 74-888_X-25 |
| 50 feet | 74-778_X-50 | 74-888_X-50 |

Colors: ' _ ' = 0-Gray, 1-Black, 2-Blue, 3-Green, 4-Red, 5-Yellow, 6-White, 7-Orange, 8-Pink, 9-Purple



25 Pair TELCO Cable Assemblies

AMP 50 Pin Centronics Connector, 25 Pair, 24 AWG, USOC Wired

| Length | (M) to (M) | (M) to (F) |
|---------|------------|------------|
| 6 feet | 73-6930-6 | 73-6940-6 |
| 10 feet | 73-6930-10 | 73-6940-10 |
| 25 feet | 73-6930-25 | 73-6940-25 |
| 50 feet | 73-6930-50 | 73-6340-50 |



V.35 Cable Assemblies

V.35 to V.35 using 18 1/2 Pair Low Capacitance Dual Shielded Cable

| Length | (M) to (M) | (M) to (F) |
|---------|------------|------------|
| 6 feet | 73-6500-6 | 73-6510-6 |
| 10 feet | 73-6500-10 | 73-6510-10 |
| 25 feet | 73-6500-25 | 73-6510-25 |
| 50 feet | 73-6500-50 | 73-6510-50 |

Call today for pricing and availability on any custom cable assemblies.

Most name brand and equivalent connector styles are available to build to your configuration and specifications!



DB-9 to DB-9, D-Subminiature Cables

Fully loaded using 4 1/2 Pair, Dual Shield, Low Capacitance Cable.

| Length | (M) to (M) Part No. | (M) to (F) Part No. | (F) to (F) Part No. |
|---------|------------------------|------------------------|------------------------|
| 6 feet | 73-6210MM-6 | 73-6210MF-6 | 73-6210FF-6 |
| 10 feet | 73-6210MM-10 | 73-6210MF-10 | 73-6210FF-10 |
| 25 feet | 73-6210MM-25 | 73-6210MF-25 | 73-6210FF-25 |
| 50 feet | 73-6210MM-50 | 73-6210MF-50 | 73-6210FF-50 |



DB-15 to DB-15, D-Subminiature Cables

Fully loaded using 7 1/2 Pair, Dual Shield, Low Capacitance Cable.

| Length | (M) to (M) Part No. | (M) to (F) Part No. | (F) to (F) Part No. |
|---------|------------------------|------------------------|------------------------|
| 6 feet | 73-6220MM-6 | 73-6220MF-6 | 73-6220FF-6 |
| 10 feet | 73-6220MM-10 | 73-6220MF-10 | 73-6220FF-10 |
| 25 feet | 73-6220MM-25 | 73-6220MF-25 | 73-6220FF-25 |
| 50 feet | 73-6220MM-50 | 73-6220MF-50 | 73-6220FF-50 |



DB-25 to DB-25, D-Subminiature Cables

Fully loaded using 12 1/2 Pair, Dual Shield, Low Capacitance Cable.

| Length | (M) to (M) Part No. | (M) to (F) Part No. | (F) to (F) Part No. |
|---------|------------------------|------------------------|------------------------|
| 6 feet | 73-6230MM-6 | 73-6230MF-6 | 73-6230 FF-6 |
| 10 feet | 73-6230MM-10 | 73-6230MF-10 | 73-6230 FF-10 |
| 25 feet | 73-6230MM-25 | 73-6230MF-25 | 73-6230 FF-25 |
| 50 feet | 73-6230MM-50 | 73-6230MF-50 | 73-6230 FF-50 |

(M) = Male Plug (F) = Female Socket



Fiber Optic Patch Cables

We offer a wide selection of quality fiber jumpers in most connector styles and lengths through our Optical division. Warehoused in Maryland, most standard configurations can be shipped same day. Custom lengths and configurations can be manufactured and shipped with a slightly longer lead time.

Multimode Patch Cord Styles

| Connector | Cable Type | Polish Type | Insertion Loss (db) | |
|-----------|------------------------|-------------|---------------------|---------|
| | | | Typical | Max |
| FCA SC | 50/125 μm, 62.5/125 μm | PC | <=-0.2 | <=-0.35 |
| FCA ST | 50/125 μm, 62.5/125 μm | PC | <=-0.2 | <=-0.35 |
| SC | 50/125 μm, 62.5/125 μm | PC | n/a | <=-0.5 |
| ST | 50/125 μm, 62.5/125 μm | PC | n/a | <=-0.5 |
| FC | 50/125 μm, 62.5/125 μm | PC | n/a | <=-0.5 |
| LC | 50/125 μm, 62.5/125 μm | PC | n/a | <=-0.5 |
| MU | 50/125 μm, 62.5/125 μm | PC | n/a | <=-0.5 |
| MT-RJ | 50/125 μm, 62.5/125 μm | Flat | n/a | <=-0.5 |
| MTP | 62.5/125 μm | Flat | n/a | <=-0.5 |
| FDDI | 62.5/125 μm | PC | n/a | <=-0.5 |
| Escon | 62.5/125 μm | PC | n/a | <=-0.5 |
| D4 | 62.5/125 μm | PC | n/a | <=-0.5 |
| Optiplug | 62.5/125 μm | PC | n/a | <=-0.5 |
| Optjack | 62.5/125 μm | PC | n/a | <=-0.5 |
| Min BNC | 62.5/125 μm | PC | n/a | <=-0.5 |
| Biconic | 62.5/125 μm | PC | n/a | <=-1.30 |
| SMA 905 | 62.5/125 μm | PC | n/a | <=-1.30 |
| SMA 906 | 62.5/125 μm | PC | n/a | <=-1.30 |

Call today for pricing and availability on our wide selection of standard length jumpers. Custom lengths and connector configurations are always available!



| Standard Fiber Jumper | Single mode | Multimode | Multimode |
|---|--------------------|---------------------|--------------------------------|
| Cable Specifications | 8.3/125 μm | 62.5/125 μm | 50/125 μm |
| Buffer material | PVC | PVC | PVC |
| Buffer OD | 900 μm | 900 μm | 900 μm |
| Jacket material | PVC | PVC | PVC |
| Jacket OD | 3.0 mm | 3.0 mm | 3.0 mm |
| Jacket color | Yellow | Orange | Orange |
| Attenuation | 1.0 db/km @1310 nm | 3.75 db/km @850 nm | 3.75 db/km @850 nm |
| Attenuation | 75 db/km @1550 nm | 1.5 db/km @1310 nm | 1.5 db/km @1310 nm |
| Min. bandwidth | ----- | 160 kHz/km @850 nm | 160 kHz/km @850 nm |
| Min. bandwidth | ----- | 500 kHz/km @1310 nm | 500 kHz/km @1310 nm |
| Serial Gigabit Ethernet Distance (m) | ----- | ----- | 850 nm/1300 nm 600/600 |
| Serial 10 Gigabit Ethernet Distance (m) | ----- | ----- | 850 nm/1300 nm 82/- |
| Maximum tensile load | 100 N/cm | 100 N/cm | Maximum tensile load 100 N/cm |
| Loaded min. bend radius | 5 cm | 5 cm | Loaded min. bend radius 5 cm |
| Unloaded min. bend radius | 3 cm | 3 cm | Unloaded min. bend radius 3 cm |
| Crush resistance | 750 N/cm | 750 N/cm | Crush resistance 750 N/cm |
| Impact resistance | 1,000 cycles | 1,000 cycles | Impact resistance 1,000 cycles |
| Flex resistance | 5,000 cycles | 5,000 cycles | Flex resistance 5,000 cycles |



Our LAN patch cables are designed and tested to meet and exceed ANSI/TIA-568-B.2 Category 5E and ANSI/TIA-568-B.2-1 Category 6 industry standards. Available in assembled and molded low-profile boots, we offer a wide selection of 10 standard colors and 9 standard lengths. These cables are constructed of 24 AWG unshielded twisted pair 350 MHz and 500 MHz UL cable, and are stocked in our centrally located warehouse in Waseca, Minnesota.

In addition, our custom cable department is ready and able to build any custom length or special configuration LAN cable in all 10 standard colors, including crossover and shielded twisted pair patch cables. Private labeling and packaging are always available, just call with your custom requirements, and let us work for you!

Category 5E & 6 Patch Cables



Features:

- Cables are designed with 50u" Gold-Plated Modular Plugs
- Molded Cables have a Flexible Low-Profile Snagless Strain Relief
- Cat5E Cables are constructed of UL 350 MHz 24 AWG UTP Cable
- Cat6 Cables are constructed of UL 500 MHz 24 AWG UTP Cable
- All Cables are Retail Packaged with UPC-A Barcode
- ETL Tested & Verified to Category 5E and Category 6 Standards



Category 5E Assembled Patch Cables

These assembled type cables are constructed of Stranded 350 MHz UL Cable, Category 5E rated RJ-45 Plugs, and are built to the EIA568B standard configuration. (Example: Assembled, Green, 10 ft. = p/n 73-7773-10.)

| Length | Cat5E | Cat5E | Cat6 |
|---------|-------------|-----------------|-----------------|
| | Assembled | Molded & Booted | Molded & Booted |
| | Part No. | Part No. | Part No. |
| 1 ft. | 73-777x-1 | 73-779x-1 | 73-889x-1 |
| 3 ft. | 73-777x-3 | 73-779x-3 | 73-889x-3 |
| 5 ft. | 73-777x-5 | 73-779x-5 | 73-889x-5 |
| 7 ft. | 73-777x-7 | 73-779x-7 | 73-889x-7 |
| 10 ft. | 73-777x-10 | 73-779x-10 | 73-889x-10 |
| 14 ft. | 73-777x-14 | 73-779x-14 | 73-889x-14 |
| 25 ft. | 73-777x-25 | 73-779x-25 | 73-889x-25 |
| 50 ft. | 73-777x-50 | 73-779x-50 | 73-889x-50 |
| 100 ft. | 73-777x-100 | 73-779x-100 | 73-889x-100 |

X=Colors 0 (Gray), 1 (Black), 2 (Blue), 3 (Green), 4 (Red), 5 (Yellow), 6 (White), 7 (Orange), 8 (Pink), 9 (Purple)

Custom length assembled patch cables and crossover cables are also available with or without boots in all standard colors, as well as in pink, purple and orange, upon request.



Category 6 Molded Patch Cables

Designed with a low profile molded boot, these cables are constructed of Stranded 500 MHz UL Cable, Category 6 rated RJ-45 Plugs, and are built to the EIA568B standard configuration. (Example: Molded, Black, 3 ft. = p/n 73-8891-3.)

Category 5E Molded Patch Cables

Designed with a low profile molded boot, these cables are constructed of Stranded 350 MHz UL Cable, Category 5E rated RJ-45 Plugs, and are built to the EIA568B standard configuration. (Example: Molded, Gray, 7 ft. = p/n 73-7790-7.)



These premium quality UL listed modular plugs are manufactured in the USA to meet or exceed the high data transmission standards required by current voice and data communication standards. They are designed to work with most standard crimp tools, as well as the complete line of **Emerson** crimp tools as found on page 52. These connectors are available in 4, 6, 8 and 10 pin versions, and the gold contacts consist of 50 micro-inch gold plating, and are built to work with both solid and stranded conductor cables.

Modular Plugs

Features:

- 50 micro-inch Gold-Plated contacts
- Easy Installation with most Crimp Tools
- UL Listed & Certified
- Made in U.S.A.



| Part No. | Figure | RJ-11 (6p4c) | RJ-12 (6p6c) | RJ-45 (8p8c) | CAT5 | CAT5e | CAT6 | Straight | Offset | Load Bar | Solid | Stranded | Flat | Round | Unshielded |
|--|--------|------------------------------|--------------|----------------|------|-------|------|----------|--------|----------|-------|----------|------|-------|------------|
| 32-5964UL | A | Handset Plug RJ-22 (4p4c) | | | ✓ | | | ✓ | | | ✓ | ✓ | ✓ | ✓ | ✓ |
| 32-5954UL | B | ✓ | | | ✓ | | | ✓ | | | ✓ | ✓ | ✓ | | ✓ |
| 32-5994UL | B | ✓ | | | ✓ | | | ✓ | | | ✓ | ✓ | | ✓ | ✓ |
| 32-5956UL | C | | ✓ | | ✓ | | | ✓ | | | ✓ | ✓ | ✓ | | ✓ |
| 32-5996UL | C | | ✓ | | ✓ | | | ✓ | | | ✓ | ✓ | | ✓ | ✓ |
| 32-2098UL | F | | | ✓ | ✓ | | | ✓ | | | ✓ | ✓ | | ✓ | Shielded |
| 32-5958UL | D | | | ✓ | ✓ | | | ✓ | | | ✓ | ✓ | ✓ | | ✓ |
| 32-5998UL | D | | | ✓ | ✓ | | | ✓ | | | ✓ | ✓ | | ✓ | ✓ |
| 32-5998EUL | D | | | ✓ | | ✓ | | | ✓ | | ✓ | ✓ | | ✓ | ✓ |
| 32-2198UL | D | | | ✓ | | ✓ | | ✓ | ✓ | ✓ | ✓ | ✓ | | ✓ | ✓ |
| 32-6198UL | D | | | ✓ | | | ✓ | | ✓ | ✓ | ✓ | ✓ | | ✓ | ✓ |
| <i>(Works with Belden 1872A and Bonded Cat6 7881 Wire)</i> | | | | | | | | | | | | | | | |
| 32-5910UL | E | | | RJ-45 (10p10p) | ✓ | | | ✓ | | | ✓ | ✓ | | ✓ | ✓ |



Cat5E & Cat6 Stranded Patch Cable
4 pair, 24 AWG Unshielded, EIA/TIA 568, 1,000 ft. "Reel in Box" with cable length markings.

| Cat5E (350 MHz) | Color | Cat6 (500 MHz) |
|-----------------|--------|----------------|
| 65-9580 | Gray | 65-9680 |
| 65-9581 | Black | 65-9681 |
| 65-9582 | Blue | 65-9682 |
| 65-9583 | Green | 65-9683 |
| 65-9584 | Red | 65-9684 |
| 65-9585 | Yellow | 65-9685 |
| 65-9586 | White | 65-9686 |
| 65-9587 | Orange | 65-9687 |
| 65-9588 | Pink | 65-9688 |
| 65-9589 | Purple | 65-9689 |



Flat Silver Satin Telephone and Computer Equipment Wire
28 AWG, Stranded Wire, Spool, Gray

| Part No. | Cond. | Length | Listing |
|-----------|-------|------------|-----------|
| 65-TF254C | 4 | 500 feet | non-UL |
| 65-TF224M | 4 | 1,000 feet | non-UL |
| 65-TF256C | 6 | 500 feet | non-UL |
| 65-TF226M | 6 | 1,000 feet | non-UL |
| 65-TF258C | 8 | 500 feet | non-UL |
| 65-TF228M | 8 | 1,000 feet | non-UL |
| 65-TF264M | 4 | 1,000 feet | UL Listed |
| 65-TF266M | 6 | 1,000 feet | UL Listed |
| 65-TF268M | 8 | 1,000 feet | UL Listed |



Colored Snagless Boots
for RJ-45 8 Conductor Shielded and Unshielded Modular Plugs.

| Color | Round |
|--------|-----------|
| Gray | 30-2900GY |
| Black | 30-2900BK |
| Blue | 30-2900BU |
| Green | 30-2900GN |
| Red | 30-2900RE |
| Yellow | 30-2900YE |
| White | 30-2900WH |

Telephone Butt Splices



UR Connector
3 Ports for 2 or 3 Wire Connections, for 19-26 AWG Wire.

| Part No. |
|----------|
| 32-5001 |



UY Connector
Bundle Splice for 2 Wire Connections, for 22-26 AWG Wire.

| Part No. |
|----------|
| 32-5002 |



UB Connector
Space Saving Tap Connector to tap into existing wire without interruption, for 22-26 AWG Wire.

| Part No. |
|----------|
| 32-5003 |



B-Wire Connector
Splices 17 AWG Bare and 22 AWG Insulated Wire.

| Part No. | Quantity |
|----------|----------------|
| 32-6000M | 1,000 per pack |
| 32-6001C | 100 per pack |

Modular Couplers & Adapters



Shielded Cat5e RJ-45 Modular In-Line Coupler
Straight Wired

| Part No. | Color |
|----------|-------|
| 30-9242 | Black |



Unshielded Cat5e Panel Mount RJ-45 Modular In-Line Coupler
Wired Straight for Data Applications.

| Part No. | Color | Pins |
|-----------|-------|------|
| 30-9344G | Gray | 8 |
| 30-9344B | Black | 8 |
| 30-9344W | White | 8 |
| 30-9344 I | Ivory | 8 |



Unshielded Modular Duplex Adapter
for splitting Voice, Modem, Fax and Data Lines.

| Part No. | Color | Pins |
|----------|-------|------|
| 32-1014 | Ivory | 4 |
| 32-1014W | White | 4 |
| 32-1016 | Ivory | 6 |
| 32-1016W | White | 6 |
| 32-1018 | Ivory | 8 |
| 32-1018W | White | 8 |



RJ-11 Three-Way Modular Adapter

| Part No. | Color | Pins |
|----------|-------|------|
| 32-1044 | Ivory | 4 |



Unshielded Modular In-Line Coupler
Cross Wired for Voice Applications.

| Part No. | Color | Pins |
|----------|-------|------|
| 32-1004 | Ivory | 4 |
| 32-1004W | White | 4 |
| 32-1006 | Ivory | 6 |



Unshielded Modular In-Line Coupler
Wired Straight for Data Applications.

| UL Part No. | Color | Pins |
|-------------|-------|------|
| 30-1004UL | Ivory | 4 |
| 30-1006UL | Ivory | 6 |
| 30-1008KUL | Ivory | 8 |

Modular Tools



4" UTP Stripping Tool
Strips 2, 4, 6 & 8 cond. Flat or Round Cable Solid and Stranded from 3.5 mm-9 mm.

| Part No. |
|----------|
| 24-7740P |



Modular Crimping Tool
Crimps & Strips 4, 6, 8 & 8 Keyed Modular Plugs, also works on AMP & Stewart Connectors

| Part No. | Style |
|-----------|-------------|
| 24-4680P | Non-Ratchet |
| 24-4680RP | Ratchet |



Pro-Series Impact Punch Down Tool
Has a 66 & 110 Blade, a Twist Lock Mechanism, and Adjustable Impact Control.

| Part No. |
|----------|
| 24-418P |



LANtest Remote Cable Tester
Tests Pinout & Continuity for 4,6 & 8 pin USOC, RJ-45 568 A&B and Thinnet BNC Connections.

| Part No. |
|----------|
| 24-517 |

Keystone Wallplates



Standard Series Keystone Wallplates
Plastic, Individually Retail Packaged

| Ports | Ivory | White |
|--------|---------|---------|
| 1 Port | 30-9209 | 30-9429 |
| 2 Port | 30-9210 | 30-9420 |
| 3 Port | 30-9211 | 30-9421 |
| 4 Port | 30-9223 | 30-9423 |
| 6 Port | 30-9212 | 30-9422 |

Keystone Jacks

Cat5E RJ-45 Keystone Jacks (8p8c)
Each 110 IDC is color coded for EIA 568A & 568B termination and each jack is designed to fit in any standard keystone wall-plate or surface mount box.

| 90° | 180° | Color |
|---------|---------|--------|
| 30-7511 | 30-7711 | Black |
| 30-7512 | 30-7712 | Blue |
| 30-7513 | 30-7713 | Green |
| 30-7514 | 30-7714 | Red |
| 30-7515 | 30-7715 | Yellow |
| 30-7516 | 30-7716 | White |
| 30-7517 | 30-7717 | Orange |
| 30-7518 | 30-7718 | Ivory |
| ----- | 30-7719 | Gray |



90° Cat3 Tool-less Keystone USOC Jacks (Voice - 6p6c)


| Part No | Color |
|------------|-------|
| 30-9201 | Black |
| 30-9201BU | Blue |
| 30-9201RE | Red |
| 30-9201WH | White |
| 30-9201 IV | Ivory |



Shielded CAT5E RJ-45 Keystone Jacks (8p8c)

| Part No. |
|----------|
| 33-7720 |

Keystone Inserts



Keystone Blank Filler Insert

| Part No. | Color |
|----------|-------|
| 30-9213 | Ivory |
| 30-9213W | White |



Unshielded Cat 5e RJ-45 Keystone Feed Through Adapter

| Part No | Color |
|----------|-------|
| 30-9344B | Black |
| 30-9344I | Ivory |
| 30-9344G | Gray |
| 30-9344W | White |



Unshielded Cat 4 RJ-45 Keystone Feed Through Adapter
Black

| Part No. |
|----------|
| 30-9240 |



Our Patch Panels and Keystone Jacks are designed to provide a high reliability in data transmissions meeting or exceeding UL and EIA/TIA specifications. Each 110 IDC is color-coded for EIA 568A and 568B termination and each panel is individually boxed and includes 110 IDC dust caps, mounting screws and a disposable 110 IDC termination tool. Our Keystone Jacks and inserts are designed to fit in any standard keystone wallplate or surface mount box. Also see our complete offering of preassembled modular telephone wallplates and biscuit blocks on page 44.

Category 5E Patch Panels

These patch panels are designed to provide a high reliability in data transmissions meeting or exceeding UL and EIA/TIA specifications.

Each 110 IDC is color coded for EIA 568A & 568B termination, and each panel is individually boxed and includes 110 IDC dust caps, mounting screws, and a disposable 110 IDC termination tool.



19" Rack Mount Cat5E Patch Panels
RJ-45/110 IDC, EIA 568A/B

| Part No. | Ports | Description |
|-----------|---------------|-------------|
| 30-7422AB | 16 Port Cat5e | 1.75" x 19" |
| 30-7424AB | 24 Port Cat5e | 1.75" x 19" |
| 30-7448AB | 48 Port Cat5e | 3.50" x 19" |



Vertical Wall Mount w/Bracket
RJ-45/110 IDC, EIA 568A/B

| Part No. | Ports |
|-----------|---------------|
| 30-8412AB | 12 Port Cat5e |



66 Block & Bracket

These 66 blocks are designed for termination of all voice, fax and modem lines in the closet where reliability is a necessity. These blocks meet or exceed voice grade specifications, terminate 22 to 26 AWG cross connect wire, and wall mount on our standard 89B bracket.

| Part No. | Description |
|----------|----------------------|
| 30-5760 | 50 Pair - 66 Block |
| 30-5765 | 89B Mounting Bracket |

Mounting Hardware



Hinged Wallmount Patch Panel Bracket
5" depth, EIA/TIA Threaded Hole Pattern, Metal, Black

| Part No. | Ports | H | W | D |
|----------|------------|-------|-----|----|
| 30-5620 | 12, 16, 24 | 1.75" | 19" | 5" |
| 30-5624 | 32, 48 | 3.5" | 19" | 5" |
| 30-5648 | 96 | 7.0" | 19" | 5" |
| 30-5696 | 128 | 8.75" | 19" | 5" |



Hinged Wallmount Patch Panel Bracket
12" depth, EIA/TIA Threaded Hole Pattern, Metal, Black

| Part No. | Ports | H | W | D |
|------------|-------|------|-----|-----|
| 30-5648-12 | 96 | 7.0" | 19" | 12" |

Modular Surface Mount Boxes



Single Port Surface Mount Box
Category 4 Screw Termination, Bottom Entry Wiring

| Part No. | Color | Pins |
|----------|-------|------|
| 32-2034 | Ivory | 4 |
| 32-2034W | White | 4 |
| 32-2036 | Ivory | 6 |
| 32-2036W | White | 6 |
| 32-2038 | Ivory | 8 |
| 32-2038W | White | 8 |



Category 5E Surface Mount Boxes
PC Board Design, RJ-45/110 IDC, EIA 568A & 568B Termination, Plastic Housing

| Part No. | Ports | Color | Pins |
|------------|--------|-------|------|
| 30-5198ABi | 1 Port | Ivory | 8 |
| 30-5198ABW | 1 Port | White | 8 |
| 30-5298ABi | 2 Port | Ivory | 8 |
| 30-5298ABW | 2 Port | White | 8 |



Dual Cat4 RJ-45 Surface Box
4 or 8 Conductor Screw Termination

| Part No. | Color | Pins | Termination |
|----------|-------|------|-------------|
| 32-2234 | Ivory | 8 | 8 Screws |
| 32-2234W | White | 8 | 8 Screws |

Single RJ-31X Surface Jack
8 Position with Shorting Bar, Screw Termination



| Part No. | Color | Pins |
|----------|-------|------|
| 32-2058K | Ivory | 8 |

Single Port RJ-11 Surface Box
Rear Entry Wiring, Screw Termination



| Part No. | Color | Pins |
|----------|-------|------|
| 32-2044 | Ivory | 4 |
| 32-2044W | White | 4 |

Modular Telephone Wallplates



Wallmount Telephone RJ-11 Wallplate

| Part No. | Color | Pins | Blister No. |
|----------|-------|------|-------------|
| 32-1224 | Ivory | 4 | 31-1224P |
| 32-1224W | White | 4 | 31-1224WP |



Single Port Cat 4 Voice & Data Wallplates
Standard Finish

| Part No. | Color | Pins |
|----------|-------|------|
| 32-1204 | Ivory | 4 |
| 32-1204W | White | 4 |



Single Port Category 4 Telephone Wallplate
Smooth Finish

| Part No. | Color | Pins |
|----------|-------|------|
| 32-1205 | Ivory | 4 |
| 32-1205W | White | 4 |



Dual Port Telco & CATV Wallplate
RJ-11 & F-81, Standard Finish

| Part No. | Color | Pins |
|----------|-------|------|
| 32-1324 | Ivory | 4 |
| 32-1324W | White | 4 |



Dual Port Cat 4 Voice & Data Wallplates
Standard Finish

| Part No. | Color | Pins |
|----------|-------|------|
| 32-1214 | Ivory | 4 |
| 32-1214W | White | 4 |



We offer the most complete line of active and passive CATV interconnection devices from one distribution point. From digital splitters to miniature drop amplifiers to CATV termination accessories, our products are built to meet the specifications and expectations of your local cable carrier, as well as the home installer. If you don't see the accessory that you need, please call us because chances are that we have it in stock!

CATV Economy Splitters



CATV Economy Splitters 5 MHz to 900 MHz

Features epoxy sealed back plate providing weatherproof protection. Port spacing allows for easy installation of security shields, and each comes complete with a grounding screw.

| Part No. | Ports | Style | Bandwidth | Isolation Loss | Insertion Loss |
|----------|-------|------------|-----------------|----------------|----------------|
| 11-4120 | 2-Way | Horizontal | 5 MHz - 900 MHz | 20db | 3.5db |
| 11-4130 | 3-Way | Horizontal | 5 MHz - 900 MHz | 20db | 6.5db/1@3.5db |
| 11-4140 | 4-Way | Horizontal | 5 MHz - 900 MHz | 30db | 6.5db |
| 11-4060 | 6-Way | Vertical | 5 MHz - 900 MHz | 30db | 10db |
| 11-4080 | 8-Way | Vertical | 5 MHz - 900 MHz | 30db | 10db |

CATV Splitters - 5 MHz to 900 MHz



CATV 2-Way, Mini-Splitter 5 MHz to 900 MHz

Part No.
11-4110

Features epoxy sealed back plate. DC Passive 'T' style mini-housing designed for tight spaces. Horizontal port layout.

Isolation loss: 20db
Insertion Loss: 3.5db



Power Passing VHF Splitters 5 MHz to 900 MHz

AC/DC Power Path clearly marked from Input to Output and AC/DC Power Path via Induction from Input to 1 Output. Power Blocking from Input to all Remaining Outputs.

| Part No. | Ports | Style | Bandwidth | Isolation Loss | Insertion Loss |
|----------|-------|------------|-----------------|----------------|----------------|
| 11-4820 | 2-Way | Horizontal | 5 MHz - 900 MHz | 30db | 3.5db |
| 11-4830 | 3-Way | Horizontal | 5 MHz - 900 MHz | 30db | 6.5db/1@3.5db |
| 11-4840 | 4-Way | Horizontal | 5 MHz - 900 MHz | 30db | 6.5db |

Viewsonics™ Digital Couplers/Drop Taps



Digital Ready Indoor/Outdoor Coupler & Drop Taps 5 MHz to 1 GHz

These high isolation Power Passing Drop Taps, are constructed of precision machined 'F' connectors, mounted on a quality Zinc alloy diecast housing. A tin-plated and solder-sealed backplate provide over 110db RFI shielding and a high degree of anticorrosion protection. Available in Wallplate and 'T' type versions.

| DT (T-Type) | DTW (Wallplate) | In | Out | Tap | Tap Value |
|-------------|-----------------|----|-----|-----|-----------|
| VSDDT4 | VSDPDCW4 | 1 | 1 | 1 | 4db |
| VSDDT6 | VSDPDCW6 | 1 | 1 | 1 | 6db |
| VSDDT8 | VSDPDCW8 | 1 | 1 | 1 | 8db |
| VSDDT9 | VSDPDCW9 | 1 | 1 | 1 | 9db |
| VSDDT10 | VSDPDCW10 | 1 | 1 | 1 | 10db |
| VSDDT14 | VSDPDCW14 | 1 | 1 | 1 | 14db |
| VSDDT18 | VSDPDCW18 | 1 | 1 | 1 | 18db |

Power Passing Drop Taps - 5 MHz to 900 MHz

High Isolation Power Passing Drop Taps, 82 Channel UHF/VHF/FM, low loss, plated metal housing with hole for mounting, vertical port design.



| Part No. | In | Out | Tap | Isolation |
|------------|----|-----|-----|-----------|
| 11-4310-12 | 1 | 1 | 1 | 12db |
| 11-4310-17 | 1 | 1 | 1 | 17db |
| 11-4310-23 | 1 | 1 | 1 | 23db |



| Part No. | In | Out | Tap | Isolation |
|------------|----|-----|-----|-----------|
| 11-4320-12 | 1 | 1 | 2 | 12db |
| 11-4320-17 | 1 | 1 | 2 | 17db |
| 11-4320-23 | 1 | 1 | 2 | 23db |



| Part No. | In | Out | Tap | Isolation |
|------------|----|-----|-----|-----------|
| 11-4340-12 | 1 | 1 | 4 | 12db |
| 11-4340-17 | 1 | 1 | 4 | 17db |
| 11-4340-23 | 1 | 1 | 4 | 23db |

Blocking Coupler & A/B Slide Switch



'F' Voltage Blocking Coupler
Blocks DC and Low Frequency
AC Power-Bandwidth: DC to
1 GHz, Return Loss 25db,
(M) to (F).

Part No.
25-7901



A/B Slide Switch
(2 to 1) or (1 to 2) use for 75
Ohm 'F' Hook-up cable.
Allows quick selection of
Cable, TV, Antenna or VCR.
60db isolation.

Part No.
15-5020

CATV 12- & 16-Way Splitters - 5 MHz to 1 GHz **Viewsonics™**



CATV Platinum Plus Splitter
Vertical, 5 MHz to 1 GHz

Features solder sealed back plate providing 130db RF shielding, a printed circuit design that ensures performance up to 1 GHz, and a specially plated Zinc housing allows for excellent corrosion resistance. Port spacing allows for easy installation of security shields, and each comes complete with a grounding screw.

| Part No. | Ports | Housing | Bandwith | Port to Port Isolation | Insertion Loss |
|-----------|--------|----------------|---------------|------------------------|----------------|
| VSPSREP12 | 12-Way | Vertical Ports | 5 MHz - 1 GHz | 22db | 14db |
| VSPSREP16 | 16-Way | Vertical Ports | 5 MHz - 1 GHz | 25db | 15.5db |

CATV Digital Splitters - 5 MHz to 1 GHz **Viewsonics™**



CATV Digital Ready Splitters
Vertical, 5 MHz to 1 GHz

Features solder sealed back plate providing 130db RF shielding, a printed circuit design that ensures performance up to 1 GHz, and a specially plated Zinc housing and 360° port sealing sleeves allow for excellent corrosion resistance. Port spacing allows for easy installation of security shields, and each comes complete with a grounding screw.



CATV Digital Ready Splitters
Horizontal, 5 MHz to 1 GHz

Features solder sealed back plate providing 130db RF shielding, a printed circuit design that ensures performance up to 1 GHz, and a specially plated Zinc housing and 360° port sealing sleeves allow for excellent corrosion resistance. Port spacing allows for easy installation of security shields, and each comes complete with a grounding screw.

| Part No. | Ports | Housing | Bandwith | Port to Port Isolation | Insertion Loss |
|----------|-------------------|----------------|---------------|------------------------|----------------|
| VS2WDSV | 2-Way | Vertical Ports | 5 MHz - 1 GHz | 32db | 4.3db |
| VS3WDSV | 3-Way | Vertical Ports | 5 MHz - 1 GHz | 32db | 4.8/8.6db |
| VS3WBDSV | 3-Way Balanced | Vertical Ports | 5 MHz - 1 GHz | 28db | 7.5db |
| VS4WDSV | 4-Way | Vertical Ports | 5 MHz - 1 GHz | 32db | 8.6db |
| VS6WDSV | 6-Way | Vertical Ports | 5 MHz - 1 GHz | 33db | 11.1db |
| VS8WDSV | 8 Way | Vertical Ports | 5 MHz - 1 GHz | 30db | 13db |

| Part No. | Ports | Housing | Bandwith | Port to Port Isolation | Insertion Loss |
|----------|-------------------|------------------|---------------|------------------------|----------------|
| VS2WDS | 2-Way | Horizontal Ports | 5 MHz - 1 GHz | 32db | 4.3db |
| VS3WDS | 3-Way | Horizontal Ports | 5 MHz - 1 GHz | 32db | 4.8/8.6db |
| VS3WBDS | 3-Way Balanced | Horizontal Ports | 5 MHz - 1 GHz | 28db | 7.5db |
| VS4WDS | 4-Way | Horizontal Ports | 5 MHz - 1 GHz | 32db | 8.6db |
| VS6WDS | 6-Way | Horizontal Ports | 5 MHz - 1 GHz | 20db | 10db |
| VS8WDS | 8-Way | Horizontal Ports | 5 MHz - 1 GHz | 20db | 12db |

CATV Digital Amplifiers - 54 MHz to 1 GHz **Viewsonics™**



Mini Drop Amplifier
54 MHz to 1 GHz (Boxed)

This compact digital ready amplifier is designed for restricted spaces and drop boxes, and features 6 KV combination wave surge protection, triple plated Zinc housing for maximum corrosion protection, precision machined brass 'F' Connectors and an Internal Diplexor for increased band isolation. Power Adapter included.

| Part No. |
|-----------|
| V SMA601C |
| V SMA602C |
| V SMA604C |
| V SMA608C |



Single Sided Mini Drop Amplifier
54 MHz to 1 GHz (Boxed)

This compact digital ready amplifier has all ports on one side for use in restricted spaces and drop boxes, and features 6 KV combination wave surge protection, triple plated Zinc housing for maximum corrosion protection, precision machined brass 'F' Connectors and an internal Diplexor for increased band isolation. Power Adapter included.

| Part No. |
|-----------|
| V SMA611C |



Digital Ready Drop Amplifier
54 MHz to 1 GHz (Boxed)

This full-size Amplifier features 6 KV combination wave surge protection, triple plated Zinc housing for maximum corrosion protection, diecast Zinc plated 'F' Connectors and an Internal Diplexor for increased band isolation. Power Adapter included, and available with or without Power Inserter. Power Adapter included.

| Ports | w/o Power Inserter | w/Power Inserter |
|-------|--------------------|------------------|
| 1 | V SA601C | V SA601CPI |
| 4 | V SA604C | V SA604CPI |
| 8 | V SA608C | V SA608CPI |

CATV Coaxial Amplifiers




1 Way 25db TV/VCR Amplifier
54 MHz to 900 MHz (Boxed)

Covers Mid & Super Bands 54 to 90 MHz, switchable FM Trap, 75 Ohm Input & Output, uses 110VAC Power Source, has built-in lightning protection, constructed with a heavy metal case, On/Off Light and a Low Noise-Integrated Circuit.

Gain: 25db VHF, 23db UHF
Noise: Low 5.4db, High 6.2db, UHF 14db
FM Trap Attenuation: 20db 95-108 MHz

Part No.
14-4999



1 Way 30db TV/VCR Amplifier with Adjustable Gain 
54 MHz to 900 MHz (Boxed)

Solid State UHF/VHF/FM Amplifier, 30db gain with Adjustable Gain Control, switchable FM Trap, 75 Ohm Input & Output, uses 110VAC Power Source, constructed with a heavy metal case, UL listed.

Gain: 30db VHF, 26db UHF
Bandwidth: VHF 50-450 MHz
UHF 470-890 MHz

Part No.
14-4952

CATV Modulator & Combiner



Channel 3 Signal Combiner

Has six-stage bypass/bandstop filter with adjustable balancing attenuators, enabling the use to combine a channel 3 output signal from a STV, MDS, VCR or Video Game device with an existing MATV System containing adjacent channel 2 and 4. The filtering system provides excellent harmonic reduction from all types of modulators used in STV, MDS or VCR units. Individually boxed.

Part No.
15-5883



RF Modulator

Receives Composite Audio & Video Signals from your VCR, Computer or other sources, and feeds RF signals to your TV set. Selectable channel 3 or 4 output, instructions included. Individually boxed.

Part No.
14-5641

Attenuator Pads



'F' Mini-Attenuator Pads
Nickel Plated,
Accuracy within 5%,
Return Loss 20db, 22
AWG Center Pin, DC to
1 GHz Bandwidth,
(M) to (F)

| Part No. | Attenuation |
|----------|-------------|
| FLN1G | 1db |
| FLN2G | 2db |
| FLN3G | 3db |
| FLN6G | 6db |
| FLN8G | 8db |
| FLN10G | 10db |
| FLN12G | 12db |
| FLN16G | 16db |
| FLN20G | 20db |

CATV/SATV Accessories



Satellite & CATV Grounding Blocks
with Brass F-81 connectors and Zinc diecast block, includes 2 mounting and grounding screws.

| Part No. | Style | Frequency |
|----------|--------|-----------|
| 12-2001 | Single | 2 GHz |
| 12-2002 | Dual | 2 GHz |



CATV F-81 Grounding Blocks
Zinc diecast, includes 2 mounting screws.

| Part No. | Style | Frequency |
|----------|--------|-----------|
| 25-7220 | Single | 900 MHz |
| 25-7221 | Dual | 900 MHz |



CATV F-81 Grounding Blocks
Zinc diecast, includes 2 mounting screws.

| Part No. | Style | Frequency |
|----------|--------|-----------|
| VSGB1-2G | Single | 2GHz |
| VSGB2-2G | Dual | 2GHz |



Plastic Feed Thru Bushings

| Part No. | Size | Style | Color |
|----------|-------|--------|-------|
| 25-7230 | RG-59 | Single | White |
| 25-7240 | RG-58 | Single | Black |
| 25-7231 | RG-6 | Single | White |
| 25-7241 | RG-6 | Single | Black |



Plastic Cable Clips
with Mounting Nail.

| Part No. | Size | Style | Color |
|----------|-------|--------|-------|
| 25-7250 | RG-59 | Single | White |
| 25-7260 | RG-59 | Single | Black |
| 25-7251 | RG-6 | Single | White |
| 25-7261 | RG-6 | Single | Black |
| 25-7263 | RG-6 | Dual | Black |



COAX Seal
1/2" x 60" Moldable plastic.
Seals fittings from moisture,
Sold in 12 packs

| Part No. |
|----------|
| 25-7955 |



Quick Disconnect Matching Transformer
with Piercing Screws, Plastic.

Input: 75 Ohm
Output: 300 Ohm
VHF/UHF

| Part No. |
|----------|
| 10-2280 |

TV/CATV/Satellite - F-81 Wallplates



CATV/Satellite Wallplate with 2 GHz F-81 Connector
Flush Mount, Plastic

| Part No. | Color | Ports |
|-----------|-------|--------|
| 25-7770I2 | Ivory | Single |
| 25-7770W2 | White | Single |
| 25-7890I2 | Ivory | Dual |
| 25-7890W2 | White | Dual |



Blank F-81 Wallplate
3/8" Center hole,
Flush Mount, Plastic

| Part No. | Color | Ports |
|----------|-------|--------|
| 25-7750W | White | Single |
| 25-7750 | Ivory | Single |
| 25-7790 | Ivory | Dual |



Dual Port Telco & CATV Wallplate
RJ-11 & F-81, Flush Mount, Plastic

| Part No. | Color | Ports |
|----------|-------|-------|
| 32-1324 | Ivory | Dual |
| 32-1324W | White | Dual |

Cable & Network Test Equipment



Network Installers Kit

This tool kit is a complete LAN tool kit designed for the datacom/network consultant, installer, or value user. It comes complete with a 24-LANTEST Network Tester, plus Crimper, Coaxial Stripping Tool, Pro-Series Punch Down Tool and Modular Plugs in convenient zipper type carrying case.

Part No. 24-LANKIT

LANKIT Includes:

| | |
|----------------|------------------------------|
| (1) 24-4680P | RJ-11/12/45 Crimper |
| (1) 24-418P | 66/110 Impact Punch Tool |
| (1) 24-7742P | Pocket Stripper & Punch Tool |
| (1) 24-LANTEST | Network Tester w/case |
| (1) ----- | Fabric Zipper Carrying Case |

*Also includes a mix of RJ-11/12/45 Plugs and an assortment of colored RJ-45 Strain Relief Boots.

Cable Tester Kits



Part No. 24-517

Tester Package Includes:

- (2) BNC Adapter Cables, 15 cm
- (1) BNC Adapter (M) to (M)
- (1) 6" RJ-45 Modular Cable
- (1) Deluxe Carrying Bag

LAN & Modular Cable Tester

This tester is designed to quickly read the correct pin configuration of 10/100 Base-T Cable (Cat 5/5E/6), 10 Base-2 Cable (coax), USOC RJ-45/RJ-11 Modular Cables, 356A, EIA/TIA-568A/B and Token Ring cables. With the remote terminator it can test cables installed up to 1,000 feet away through wall-plates and patch panels. It features auto or manual scan with pin-out LED indicators, it verifies cable continuity, opens, shorts, and reversed pairs, and it can check the cable ground. In addition, a power switch is provided for conserving battery power, and it comes standard with a handy carrying case.



Part No. 24-LANTEST

LAN & USB Cable Tester Kit

This tester is a palm-sized unit with four different testing ports: RJ-45, RJ-11, USB, and BNC for the testing of today's most popular media. It can be used to verify the condition of cables, both before and after their installation. A passive module can be detached for testing the remote end of installed network cabling. One button testing offers easy operation and multiple LEDs give clear testing results. The unit will also automatically shut off when not in use. Carrying case included.



Part No.
24-513

Network Cable Tester

Quickly tests popular network cable wiring such as 258A specified by AT&T or 10/100 BaseT-Ethernet standard. It is equipped with a set of dip switch and jumpers, which allows you to test the pin-out status or custom configure as needed. Leather carrying case included.



With such a large complement of connectors to offer, it is only fitting that you'll find an equally complete offering of **Emerson** termination tools. This line of products includes both ratchet and non-ratchet crimp tools for coaxial, modular plugs, and D-Sub connectors. In addition, you will find a wide array of cable strippers, cutters, impact and nonimpact punch down tools, and a variety of multi-meters, cable testers and termination tool kits to meet your needs.

Pro-Series 110 & 66 Impact Punch Down Tools



Pro-Series Impact Punch Down Tool
Tool includes two blades. A 66 standard with a 110 installed in the handle. It has a Twist Blade Locking Mechanism, and an adjustable "Hi-Lo" Impact Control. (Replacement Blades are interchangeable with Harris™ Blades.)

| Part No. | Blade No. |
|----------|-------------------|
| 24-418P | 99-418 (110 only) |
| | 99-419 (66 only) |

Non-Impact Punch Down Tools



Non-Impact Punch Down Tool
for 66 & 110 type terminations (punch only) with a reversible blade, 66 on one end and 110 on the other end.

Part No.
24-410P



Non-Impact Punch Down Tool
for 66 type terminations (punch & cut) with a reversible blade, 66 punch on one end and a 66 cut on the other end.

Part No.
24-411P

Keychain Punch Down Tools



Keychain Punch Tool
for UTP/STP 110 IDC Terminations.

Part No.
30-7207



Pocket Stripper & Punch Tool
for UTP/STP 110 IDC Terminations.

Part No.
24-7742P

Modular Plug Crimping Tools



Modular Crimping Tool
that cuts, strips and terminates
4, 6, 8, & 8 Keyed Modular
Plugs. (Works on AMP™ &
Stewart™ Plugs.)

Non-Ratchet No. 24-4680P
w/ Ratchet No. 24-4680RP



Modular Crimping Tool
that cuts, strips and terminates
2, 4, 6, 8, & 8 Keyed Modular
Plugs. (Will not work on
AMP™ RJ-45 Plugs.)

Non-Ratchet No. 24-4681P
w/ Ratchet No. 24-4682P



Deluxe Modular Crimping Tool
that cuts, strips and terminates
2, 4, 6, 8, and 8 Keyed, 10, DEC 4
& 6 and 4 Conductor Handset
Plugs. (Works on AMP™
RJ-45 Plugs only.)

w/ Ratchet No. 24-7865P



Economy Modular Crimping Tool
for RJ-11/12 Plugs. Cuts, strips
and terminates 2, 4 and 6 Pin
Modular Plugs.

Blister No. 24-7746P



**Economy Modular Handset
Crimping Tool**
for RJ-22 Plugs. Cuts, strips and
terminates 4 Pin Handset Plugs.

Blister No. 24-7749P



**Economy Modular RJ-45
Crimping Tool**
that cuts, strips and terminates
8 & 8 Keyed Modular Plugs.

Blister No. 24-7748P

Wire Cutters & Strippers



Heavy Duty Cable Cutter
for cutting RG-8 Cable and Multi-
Conductor Cable up to .500".

Blister No. 24-7378P



5" Cutter & Stripper
Thin profile,
Carbon Steel

Blister No. 24-7376P



All Purpose Utility Tool
Wire Stripper, Cutter, Plier &
Crimper, strips 10 to 18 AWG Wire

Blister No. 24-7371P



5" Cutter Economy Stripper
Adjustable control, Return
Spring, Carbon Steel

Blister No. 24-7375P

D-Sub Crimping & Termination Tools



D-Sub Full Cycle Ratchet Crimping Tool
Crimps 10-22 AWG Non-Insulated Open Barrel Connectors, D-Sub & V.35 Contacts.

Blister No. 24-8644P
Replacement Die No. 99-8644



D-Sub Full Cycle Ratchet Crimping Tool with Tension Adjustment Wheel, crimps 18-22 & 24-30 AWG, Non-Insulated Open Barrel Connectors, D-Sub Contacts.

Blister No. 24-8645P



D-Sub Crimping Tool for Precision Machined Contacts, 4 Way Indent, Crimps 20-26 AWG with Built-in Contact Locator.

Blister No. 24-8643P



Insulated Terminal Ratchet Crimping Tool Crimps 10-22 AWG fully insulated terminals in an ovalized crimp.

Blister No. 24-8622P
Replacement Die No. 99-8622

See our wide selection of D-Sub components on pages 26-29.



D-Sub Non-Ratchet Crimp Tool Crimps Non-Insulated Open Barrel Connectors & Contacts.

Blister No. 24-7373P



Automatic Trigger Stripper for stripping Stranded Multi-conductor Cable and Solid Conductor Cable, 14-22 AWG.

Blister No. 24-4550P



4" Universal UTP Stripping Tool for Round or Flat Wire and UTP Cable from 3.5 mm-9 mm max. Even irregular outshape of insulation can be put into the V and U slots. Strips 2, 4, 6 & 8 Conductor. Flat or Round, Solid or Stranded Cable.

Blister No. 24-7740P



Automatic Wire Stripper Designed for Radio, TV & Computer and Telephone cabling applications to cut and strip insulation automatically.

Blister No. 24-4700P
size: 0.5-2.0 mm

Blister No. 24-4710P
size: 1.0-3.2 mm

D-Sub Insertion Tools



Standard D-Sub Insertion & Extraction Tool

Part No.
40-9865



High-Density D-Sub Insertion & Extraction Tool

Part No.
40-9427T

'Compression Connector Crimping Tools



Compression Crimp Tool
For RG-59 & RG-6 Snap-N-Seal® compatible
20.3mm (F) Connectors..

Blister No. 24-7713P



All-In-One Adjustable Ratchet Crimp Tool
for all types of BNC, F and RCA Compression
Connectors

Blister No. 24-7714P

New!

Economy 'F' Series Crimping Tools



Economy Hex Crimping Tool
for RG-6 & RG-59. Economy
packaged in non-retail box.

Boxed No. 24-7709H



Standard Crimping Tool
for RG-6 & RG-59. Economy
packaged in non-retail box.

Boxed No. 24-7700



Standard Crimping Tool
for RG-6 & RG-59. Includes (10)
No. 25-7050 'F-59A' Connectors
with attached 1/8" Ring.

Blister No. 24-7700P

Heavy Duty 'F' Hex Crimping Tools



Deluxe Hex Crimping Tool
for RG-8, 11 & 213.
Hex Sizes: .10", .322", .448"

Boxed No. 24-7711P



Deluxe Hex Crimping Tool
for large O.D. Cables, RG-6,
RG-11 & UHF RG-8.
Hex Sizes: .102", .359", .406"

Blister No. 24-7712P



Deluxe Hex Crimping Tool
for large O.D. Cables, RG-6 &
RG-59. Economy packaged in
non-retail box.
Hex Sizes: .255", .322"

Boxed No. 24-7710



Deluxe Hex Crimping Tool
for RG-6 & RG-59, retail packaged
with (10) No. 25-7030 'F-59ALM'
Connectors with attached 1/2"
Gripped Ring. Hex Sizes: .255", .322"

Blister No. 24-7710P

Universal Coaxial Crimping Tools



Universal Ratchet Crimping Tool
for BNC, TNC & Mini UHF.
Five crimp sizes for Pins &
Connector Ferrules. Crimps
2 & 3 piece Connectors.
Features adjustable crimp
pressure and quick release
safety latch.

Blister No. 24-9960P

| Hex Size | Use For |
|----------|--|
| .068" | Center Conductor (16-22 AWG) |
| .110" | Center Conductor (10-13 AWG) |
| .213" | Ferrule for RG-58/59TFE/141/303/55/142/233/400 |
| .255" | Ferrule for RG-59/62/140/210/Belden 8279 |
| .324" | Ferrule for RG-6/143/212/222/Belden 8281,9231,9141 |

Replacement Frame & Dies:

| Part No. | Description | Hex Sizes |
|-----------|----------------------------|--------------------------|
| 99-DC-5 | Die - 2 pc BNC & TNC | .320", .385" |
| 99-N-8 | Die - 'N' (RG-8 Hex) | .110", .405 |
| 99-U-8 | Die - 'UHF' (RG-8 Diamond) | .110", .405 |
| 99-9960 | Die - BNC, TNC & MiniUHF | See 24-9960P sizes above |
| *99-9960F | Replacement Frame | ----- |



Blister No.
24-8866P

'F' Ratchet Crimping Tool
Crimps RG-59, RG-6, and
RG-Quad Shield 'F' type
CATV connectors. Features
adjustable crimp pressure
and quick release safety
latch.

Hex Sizes: .255", .324", .354"



Blister No.
24-8865P

**Ratchet Crimping Tool for
Twin-Ax**
9" Ratchet Crimp Tool.
For Twin-Ax Ferrule and
Contacts. Features
adjustable crimp pressure
and quick release safety
latch.

Hex Sizes: .429", .075", .075"

*Note: All dies listed on this page are interchangeable with this Tool Frame.

Standard Series Ratchet Crimping Tools



This series of tools offers a wide selection of interchangeable dies, a high quality steel frame with a full cycle ratchet mechanism and a quick release safety latch. All are blister packaged for retail display.

| Tool Part No. | Cable Size | Description | Hex Sizes | Die Part # |
|---------------|---|---|--|------------|
| 24-328P | RG-58, RG-161, RG-178, RG-174, RG-182, RG-188, RG-316 | SMA, SMB, Fiber | .043", .069", .100" .128", .151", .210" | 99-328 |
| 24-8856P | RG-6, RG-8 RG-59, RG-62 | Crimps BNC-TNC 3 pc. Connectors with standard rings | .390", .275", .065" | 99-8856 |
| 24-8857P | RG-58, RG-58AU RG-139, RG-185 RG-188, RG-316 | Crimps BNC-TNC 3 pc. Connectors with standard rings | .235", .128", .065" | 99-8857 |
| 24-8858P | RG-58, RG-58AU, RG-59 | Crimps BNC-TNC Teflon, RG-62 Teflon & 3 pc. Connectors also crimps 1/2" ring 'F' Connectors | .325", .210", .065" | 99-8858 |
| 24-8859P | RG-59, RG-62 Belden 8281 | Crimps BNC-TNC 2 & 3 pc. Connectors with standard & dual crimp rings | .325", .258", .066" | 99-8859 |
| 24-8789P | RG-58, RG-59, RG-62, RG-58TFE, RG-59TFE, RG-62TFE | Crimps BNC & TNC 2 & 3 pc. Connectors with standard crimp rings by AMP, Kings and Amphenol | .257", .210", .060" | 99-8789 |
| 24-9858P | RG-58, RG-59TFE | Crimps 2 pc. BNC & TNC Connectors | .320", .211" | 99-9858 |
| 24-9859P | RG-59, RG-62 | Crimps 2 pc. BNC & TNC Connectors | .320", .250" | 99-9859 |
| 24-9958P | RG-58, RG-58TFE, RG-59TFE, RG-141TFE, RG-142, RG-223, RG-400 RG-303, RG-55 | Crimps 3 pc. BNC-TNC & Mini-UHF Connectors | .213", .060" | 99-9958 |
| 24-9959P | RG-59, RG-62, RG-450 | Crimps 3 pc. BNC-TNC Proflex, RG-8X & Mini-UHF Connector | .255", .060" | 99-9959 |
| 24-9912P | RG-122, 180, 34M RG-195, 8218, RG-174 188, RG-179, 187, 316 | Crimps 3 pc. BNC-TNC Connectors | .184", .060" | 99-9912 |
| 24-8644P | Open Barrel Crimper V.35 Contacts, 10-22 AWG | Crimps open barrel Non-insulated Connectors D-sub, Mini pins & sockets | ----- | 99-8644 |
| *99-frame-9" | ----- | 9" Frame for Standard Ratchet Tools | ----- | |

*Note: All standard series dies on this page are interchangeable with this Tool Frame.

Offset Ratchet Crimping Tools



Ratchet Crimping Tool for 2- & 3-Piece Crimp Connectors.
Offset die with 3 crimp sizes for Pins & Connector Ferrule including 'F' Connectors and RG-58 & 59TFE Cable. Features adjustable crimp pressure and quick release safety latch.

Part No.

24-8861P

Hex Size Use For

| | |
|-------|--|
| .060" | Center Conductor |
| .210" | Ferrule for RG-58/141/303/55/142/233/400 |
| .320" | Ferrule for RG-6/143/212/222/Belden 8281,9231,9141 |



Ratchet Crimping Tool for 3-Piece Crimp Connectors.
Offset die with 3 crimp sizes for Pins & Connector Ferrule including RG-58 & 59TFE Cable. Features adjustable crimp pressure and quick release safety latch.

Part No.

24-8860P

Hex Size Use For

| | |
|-------|--|
| .060" | Center Conductor |
| .210" | Ferrule for RG-58/141/303/55/142/233/400 |
| .255" | Ferrule for RG-59/62/140/210/Belden 8279 |

Self-Adjusting Coax Strippers



2-Step Cable Stripper
with self-adjusting replacement blades for RG-6, 58, 59 & 62.

| Blister No. | Blades No. |
|-------------|------------|
| 24-7732P | 99-7732B |



3-Step Cable Stripper
with self-adjusting replacement blades for RG-6, 58, 59 & 62.

| Blister No. | Blades No. |
|-------------|------------|
| 24-7733P | 99-7733B |

3-Step Coax Strippers



3-Step Cable Stripper
with adjustable replacement blades for standard & Teflon RG-58, 59 & 62.

| Blister No. | Blades No. |
|-------------|------------|
| 24-7737P | 99-7737 |



3-Step Cable Stripper
with adjustable replacement blades for standard & Teflon RG-59, RG-6 & Belden 8281.

| Blister No. | Blades No. |
|-------------|------------|
| 24-7738P | 99-7738 |



3-Step Cable Stripper
with non-adjustable replacement blades RG-8, 11 & 213.

| Blister No. | Blades No. |
|-------------|------------|
| 24-7739P | 99-7739 |

2-Step Coax Strippers



2-Step Cable Stripper
with adjustable replacement blades for standard & Teflon RG-58, 59 & 62.

| Blister No. | Blades No. |
|-------------|------------|
| 24-7735P | 99-7735 |



2-Step Cable Stripper
with adjustable replacement blades for standard & Teflon RG-59, RG-6 & Belden 8281.

| Blister No. | Blades No. |
|-------------|------------|
| 24-7736P | 99-7735 |



2-Step Cable Stripper
with non-adjustable replacement blades RG-8, 11 & 213.

| Blister No. | Blades No. |
|-------------|------------|
| 24-7731P | 99-7731B |



Universal 2-Step Cable Stripper
with adjustable replacement blades for RG-6, 58, 59 & 62.

| Blister No. | Blades No. |
|-------------|------------|
| 24-7734P | 99-7734 |



2-Step Cable Stripper
with adjustable replacement blades for RG-6, 58, 59 & 62. Poly bagged.

| Part No. |
|----------|
| VSCST-1B |

Nylon Cable Ties



Multi-Use Nylon Cable Ties

| Strength | Color | Length | Width | 1,000 Pack | 500 Pack | 100 Pack |
|----------|---------|---------|--------|------------|----------|----------|
| 18 lbs. | Natural | 4" | 0.10" | 9201M | ----- | 9201C |
| 18 lbs. | Natural | 8" | 0.10" | 9203M | ----- | 9203C |
| 40 lbs. | Natural | 8 1/2" | 0.15" | 9204M | ----- | 9204C |
| 40 lbs. | Black | 8 1/2" | 0.187" | 9207M | ----- | 9207C |
| 40 lbs. | Natural | 11 5/8" | 0.187" | 9205M | ----- | 9205C |
| 40 lbs. | Black | 11 5/8" | 0.187" | ----- | ----- | 9208C |
| 40 lbs. | Natural | 14 5/8" | 0.187" | ----- | 9206D | 9206C |
| 40 lbs. | Black | 14 5/8" | 0.187" | ----- | 9209D | 9209C |

Tool & Work Bench Accessories

Deluxe White Magnifying Lamp



This lamp has a strong extendable 45" white enameled steel arm for precise positioning and a heavy-duty clamp for desk edge, table or fixed horizontal surface mounting. It is designed with a 5" diameter lens for extra magnification for reading, hobbies or close work to prevent eye strain, a 22W fluorescent circular tube for work area illumination, and a 3 conductor cord set with outlet. Lamp is individually packaged in an attractive Retail Box and is sold in cases of four.

Part No.

39-100



6" F Nutdriver

This 7/16" Nutdriver is designed for F Connector removal and installation.

Part No.

24-3306P



Alligator Clip Jumpers
2-ft. lengths, 26 AWG,
5 Colors (2 per Color)

Part No.

46-400



Rosin Core Solder Tubes of 60/40
120 inches, 24 tubes per
Counter Display Box

Part No.

46-502



Plastic Electrical Tape

*Black, 3/4" x 60 ft.,
individually Cellophane
Wrapped, 10 in a pack.*

Part No.

25-7950



We offer a diverse selection of AC and DC power adapters for general use for the international traveler requiring power conversion; to the bench tech requiring a heavy-duty power supply; or to the everyday computer user requiring PC surge protection.

As a division of Emerson Network Power, if we don't have the power converter that you require, we can put you in touch with the Emerson division that does.

AC Surge Protectors



| Part No. | Style | AC Outlets | Cord (feet) | MOV's | EMI/RFI | Data Port | Figure |
|----------|-----------|------------|-------------|-------|---------|-----------|--------|
| 37-004 | Strip | 6 | 4 | 1 | No | No | A |
| 37-006 | Strip | 6 | 4 | 1 | Yes | No | B |
| 37-301 | Wall Cube | 1 | - | 1 | No | No | C |

AC/DC Power Supplies (Individually Boxed)



| Part No. | Input AC | Output DC | Amps | Protection | Binding Posts | Weight | Dimensions | Figure |
|----------|----------|-----------|------|------------|---------------|------------|---------------------|--------|
| 38-381 | 115VAC | 13.8VDC | 10A | Fuse | No | 9 1/2 lbs. | 6.75" x 6.5" x 4.5" | A |
| 38-382 | 115VAC | 13.8VDC | 20A | Fuse | Yes | 16 lbs. | 11.25" x 7.75" x 5" | B |
| 38-383 | 115VAC | 13.8VDC | 3A | Fuse | Yes | 3 1/2 lbs. | 7" x 3.5" x 2.75" | C |
| 38-384 | 115VAC | 13.8VDC | 4A | Fuse | Yes | 5 1/2 lbs. | 7.5" x 4.75" x 3" | C |
| 38-386 | 115VAC | 13.8VDC | 6A | Fuse | No | 3 1/3 lbs. | 7.25" x 6.25" x 4" | A |

AC/DC Power Adptres



1600 Watt Foreign Travel Converter/Transformer Kit
 Converts 240 VAC into 120 VAC to operate electrical equipment for up to 1600 Watts usage, and includes 5 interchangeable adapters.

Part No. 37-3516K



AC Adapter 500 MA Multi Voltage Heavy Duty Model
 • With Multi-Plugs
 • For Converting 117 Volts, AC Home Current to Low Voltage, DC Current to Operate Battery Powered Equipment. (3V, 4.5V, 6V, 7.5V, 9V, 12V)

Blister No. 38-305



AC Adapter 1200 MA Multi-Voltage Heavy Duty Model
 • With Multi-Plugs
 • For Converting 117 Volts, AC Home Current to low Voltage DC Current to Operate Battery Powered Equipment. (1.5V, 3V, 4.5V, 6V, 7.5V, 9V, 12V)
 • Boxed

Part No. 38-313

| Part No. | Page | Part No. | Page | Part No. | Page | Part No. | Page |
|------------|--------|---------------|--------|---------------|------------|----------|------------|
| 10-2280 | 49 | 19-1706 | 24, 36 | 24-7746P | 52 | 25-7121 | 17 |
| 11-4060 | 45 | 19-2500-10PB | 23 | 24-7748P | 52 | 25-7140 | 19 |
| 11-4080 | 45 | 19-2502-10PB | 23 | 24-7749P | 52 | 25-7141 | 19 |
| 11-4110 | 45 | 19-2502G-10PB | 23 | 24-7865P | 52 | 25-7146 | 17 |
| 11-4120 | 45 | 19-2503-10PB | 23 | 24-8622P | 53 | 25-7150 | 16 |
| 11-4130 | 45 | 19-2504-10PB | 23 | 24-8643P | 27, 53 | 25-7160 | 16 |
| 11-4140 | 45 | 19-2505-10PB | 23 | 24-8644P | 27, 53, 55 | 25-7180 | 16 |
| 11-4310-12 | 46 | 19-2506-10PB | 23 | 24-8645P | 27, 53 | 25-7190 | 17 |
| 11-4310-17 | 46 | 19-2600-10PB | 23 | 24-8789P | 55 | 25-7191 | 17 |
| 11-4310-23 | 46 | 19-2601G-10PB | 23 | 24-8856P | 55 | 25-7192 | 17 |
| 11-4320-12 | 46 | 19-2602-10PB | 23 | 24-8857P | 55 | 25-7200 | 18 |
| 11-4320-17 | 46 | 19-2603-10PB | 23 | 24-8858P | 55 | 25-7200L | 18 |
| 11-4320-23 | 46 | 19-2604-10PB | 23 | 24-8859P | 55 | 25-7210 | 18 |
| 11-4340-12 | 46 | 19-2605-10PB | 23 | 24-8860P | 55 | 25-7220 | 49 |
| 11-4340-17 | 46 | 19-2606-10PB | 23 | 24-8861P | 55 | 25-7221 | 49 |
| 11-4340-23 | 46 | 24-328P | 55 | 24-8865P | 54 | 25-7230 | 49 |
| 11-4820 | 45 | 24-3306P | 57 | 24-8866P | 16, 54 | 25-7231 | 49 |
| 11-4830 | 45 | 24-410P | 51 | 24-9858P | 55 | 25-7240 | 49 |
| 11-4840 | 45 | 24-411P | 51 | 24-9859P | 55 | 25-7241 | 49 |
| 12-2001 | 49 | 24-418P | 47, 63 | 24-9912P | 55 | 25-7250 | 49 |
| 12-2002 | 49 | 24-4550P | 53 | 24-9958P | 55 | 25-7251 | 49 |
| 14-4952 | 48 | 24-4680P | 41, 52 | 24-9959P | 55 | 25-7260 | 49 |
| 14-4999 | 48 | 24-4680RP | 41, 52 | 24-9960P | 54 | 25-7261 | 49 |
| 14-5641 | 48 | 24-4681P | 52 | 24-LANKIT | 50 | 25-7263 | 49 |
| 15-5020 | 46 | 24-4682P | 52 | 24-LANTEST | 50 | 25-7270 | 15 |
| 15-5883 | 48 | 24-4700P | 53 | 25-2200 | 19 | 25-7280 | 17 |
| 19-1201 | 24 | 24-4710P | 53 | 25-2202 | 19 | 25-7290 | 22 |
| 19-1202 | 24 | 24-513 | 50 | 25-2203 | 19 | 25-7300 | 13 |
| 19-1203 | 25 | 24-517 | 41, 50 | 25-2502-10PB | 16, 23 | 25-7305 | 13 |
| 19-1204 | 25 | 24-7371P | 52 | 25-2502G-10PB | 16, 23 | 25-7310 | 13 |
| 19-1205 | 22 | 24-7373P | 27, 53 | 25-2601-10PB | 16, 23 | 25-7320 | 13 |
| 19-1206 | 22 | 24-7375P | 52 | 25-2601G-10PB | 16, 23 | 25-7330 | 13 |
| 19-1207 | 22 | 24-7376P | 52 | 25-7000 | 17 | 25-7340 | 13 |
| 19-1212 | 22 | 24-7378P | 52 | 25-7000G | 17 | 25-7350 | 13 |
| 19-1213 | 22 | 24-7700 | 54 | 25-7010 | 17 | 25-7362 | 13 |
| 19-1237 | 25 | 24-7700P | 54 | 25-7020 | 17 | 25-7365 | 10, 13 |
| 19-1238 | 25 | 24-7709H | 54 | 25-7030 | 17 | 25-7420 | 9, 13 |
| 19-1268 | 22 | 24-7710 | 17, 54 | 25-7031 | 17 | 25-7430 | 10 |
| 19-1303 | 22 | 24-7710P | 66 | 25-7032 | 16 | 25-7500 | 10, 19 |
| 19-1304 | 22 | 24-7711P | 54 | 25-7033 | 16 | 25-7510 | 10, 24 |
| 19-1310 | 22 | 24-7712P | 54 | 25-7034 | 16 | 25-7530 | 19, 24 |
| 19-1312 | 22 | 24-7713P | 54 | 25-7035 | 17 | 25-7540 | 19, 25, 34 |
| 19-1313 | 22 | 24-7714P | 54 | 25-7036 | 16 | 25-7550 | 13, 19 |
| 19-1315 | 22 | 24-7714P | 23, 54 | 25-7040 | 18 | 25-7560 | 24, 34 |
| 19-1316 | 22 | 24-7731P | 56 | 25-7047 | 16 | 25-7570 | 19, 24 |
| 19-1318 | 22 | 24-7732P | 23, 56 | 25-7049 | 17 | 25-7580 | 19, 24 |
| 19-1319 | 22 | 24-7733P | 56 | 25-7050 | 17 | 25-7600 | 19 |
| 19-1640P | 34 | 24-7734P | 56 | 25-7056 | 16 | 25-7620 | 18 |
| 19-1645P | 34 | 24-7735P | 56 | 25-7066 | 16 | 25-7630 | 18 |
| 19-1670P | 24, 36 | 24-7736P | 56 | 25-7080 | 17 | 25-7640 | 18 |
| 19-1671P | 24, 36 | 24-7737P | 56 | 25-7081 | 17 | 25-7650 | 18 |
| 19-1672P | 24, 36 | 24-7738P | 56 | 25-7090 | 18 | 25-7651 | 18 |
| 19-1673P | 24, 36 | 24-7739P | 56 | 25-7100 | 17 | 25-7652 | 18 |
| 19-1701 | 24, 36 | 24-7740P | 41, 53 | 25-7110 | 18 | 25-7654 | 18 |
| 19-1702 | 23 | 24-7742P | 51 | 25-7120 | 17 | 25-7660 | 18 |

| Part No. | Page | Part No. | Page | Part No. | Page | Part No. | Page |
|-----------|--------|----------|------|---------------|------|--------------|--------|
| 25-7670 | 18 | 27-8471 | 8 | 27-9191 | 9 | 28-91477 | 5 |
| 25-7680 | 18 | 27-8478 | 15 | 27-9200 | 9 | 28-91507 | 5 |
| 25-7690 | 22 | 27-8479 | 15 | 27-9201 | 9 | 28-91557 | 5 |
| 25-7750 | 49 | 27-8483 | 15 | 27-9204 | 9 | 29-3100 | 15 |
| 25-7750W | 49 | 27-8484 | 15 | 27-9205 | 9 | 29-3103 | 15 |
| 25-7770I2 | 49 | 27-8485 | 15 | 27-9208 | 9 | 29-3835 | 10, 15 |
| 25-7770W2 | 49 | 27-9000 | 9 | 27-9209 | 9 | 29-3840 | 11, 15 |
| 25-7790 | 49 | 27-9001 | 9 | 27-9210 | 9 | 29-3855 | 10, 15 |
| 25-7890I2 | 49 | 27-9002 | 9 | 27-9235 | 9 | 29-4021 | 12 |
| 25-7890W2 | 49 | 27-9003 | 9 | 27-9236 | 9 | 29-4030 | 12 |
| 25-7950 | 57 | 27-9004 | 9 | 27-9241 | 9 | 29-4031 | 12 |
| 25-7955 | 49 | 27-9006 | 9 | 27-9245 | 8 | 29-4035 | 12 |
| 25-7958BK | 15 | 27-9007 | 8 | 27-9246 | 8 | 29-4100 | 12, 14 |
| 25-7958BU | 15 | 27-9008 | 8 | 27-9254 | 9 | 29-4105 | 12, 14 |
| 25-7958GN | 15 | 27-9009 | 9 | 27-9278 | 14 | 29-4110 | 12 |
| 25-7958RE | 15 | 27-9010 | 9 | 27-9293 | 9 | 29-4130 | 12 |
| 25-7958YE | 15 | 27-9012 | 9 | 27-9294 | 10 | 29-4140 | 12, 13 |
| 25-7959BK | 15 | 27-9013 | 9 | 27-9300-10 | 8 | 29-4145 | 12, 13 |
| 25-7959BU | 15 | 27-9014 | 9 | 27-9300-20 | 8 | 29-4150 | 9, 12 |
| 25-7959GN | 15 | 27-9015 | 9 | 27-9300-3 | 8 | 30-1004UL | 41 |
| 25-7959RE | 15 | 27-9017 | 14 | 27-9300-6 | 8 | 30-1004W | 41 |
| 25-7959YE | 15 | 27-9020 | 9 | 28-2502-10PB | 23 | 30-1006UL | 41 |
| 25-7960BK | 15 | 27-9021 | 9 | 28-2502G-10PB | 23 | 30-1006W | 41 |
| 25-B174 | 15 | 27-9022 | 9 | 28-2601-10PB | 23 | 30-1008KUL | 41 |
| 25-B58 | 15 | 27-9023 | 9 | 28-2601G-10PB | 23 | 30-1284AB-10 | 31 |
| 25-B58TN | 15 | 27-9032 | 8 | 28-5020 | 15 | 30-1284AB-3 | 31 |
| 26-8000 | 11 | 27-9033 | 8 | 28-5021 | 15 | 30-1284AB-6 | 31 |
| 26-8009 | 11 | 27-9036 | 8 | 28-5022 | 15 | 30-1506MF | 31 |
| 26-8010 | 11 | 27-9038 | 8 | 28-74307 | 6 | 30-1506MM | 31 |
| 26-8011 | 11 | 27-9046 | 14 | 28-75007 | 6 | 30-1510MF | 31 |
| 26-8012 | 11 | 27-9050 | 8 | 28-81007 | 6 | 30-1510MM | 31 |
| 26-8013 | 11 | 27-9051 | 8 | 28-81417 | 6 | 30-1511-10 | 31 |
| 26-8014 | 11, 13 | 27-9052 | 8 | 28-81507 | 6 | 30-1511-6 | 31 |
| 26-8015 | 11, 13 | 27-9053 | 8 | 28-84707 | 6 | 30-1611-1 | 34 |
| 26-8016 | 11 | 27-9054 | 8 | 28-90007 | 6 | 30-1611-2 | 34 |
| 26-8017 | 10, 11 | 27-9056 | 8 | 28-90027 | 6 | 30-1611-3 | 34 |
| 26-8018 | 10, 11 | 27-9057 | 8 | 28-90047 | 6 | 30-1611-5 | 34 |
| 26-8020 | 11, 19 | 27-9058 | 8 | 28-90097 | 6 | 30-1612-1 | 34 |
| 26-8023 | 11 | 27-9059 | 8 | 28-90137 | 6 | 30-1612-2 | 34 |
| 27-4034 | 12 | 27-9067 | 14 | 28-90157 | 6 | 30-1612-3 | 34 |
| 27-8100 | 10, 19 | 27-9068 | 14 | 28-90237 | 5 | 30-1612-5 | 34 |
| 27-8110 | 10, 24 | 27-9069 | 14 | 28-90257 | 5 | 30-3006-10 | 30 |
| 27-8120 | 10, 13 | 27-9075 | 14 | 28-90337 | 6 | 30-3006-15 | 30 |
| 27-8130 | 10 | 27-9078 | 14 | 28-90507 | 6 | 30-3006-6 | 30 |
| 27-8140 | 10 | 27-9079 | 14 | 28-90527 | 6 | 30-3007-10 | 30 |
| 27-8141 | 10 | 27-9100 | 9 | 28-90537 | 6 | 30-3007-15 | 30 |
| 27-8142 | 10 | 27-9101 | 9 | 28-90547 | 6 | 30-3007-3 | 30 |
| 27-8150 | 10 | 27-9102 | 9 | 28-90567 | 6 | 30-3007-6 | 30 |
| 27-8200 | 13, 19 | 27-9103 | 9 | 28-90577 | 6 | 30-3008-6 | 30 |
| 27-8210 | 13, 24 | 27-9104 | 9 | 28-91007 | 5 | 30-4809F | 29 |
| 27-8250 | 10, 14 | 27-9105 | 9 | 28-91027 | 5 | 30-4809M | 29 |
| 27-8260 | 13, 14 | 27-9108 | 9 | 28-91037 | 5 | 30-4PP15 | 35 |
| 27-8460 | 8 | 27-9119 | 9 | 28-91047 | 5 | 30-4PP25 | 35 |
| 27-8461 | 8 | 27-9189 | 9 | 28-91057 | 5 | 30-4PP7 | 35 |
| 27-8470 | 8 | 27-9190 | 9 | 28-91457 | 5 | 30-5198ABi | 44 |

| Part No. | Page | Part No. | Page | Part No. | Page | Part No. | Page |
|------------|--------|------------|------|------------|--------|------------|--------|
| 30-5198ABW | 44 | 30-9421 | 42 | 32-1324 | 44, 49 | 39-100 | 57 |
| 30-5298ABi | 44 | 30-9422 | 42 | 32-1324W | 44, 49 | 40-7009MK | 26 |
| 30-5298ABW | 44 | 30-9423 | 42 | 32-1414 | 35 | 40-7009SK | 26 |
| 30-5620 | 43 | 30-9429 | 42 | 32-1434 | 35 | 40-7015MK | 26 |
| 30-5624 | 43 | 30-9506-29 | 32 | 32-1454 | 35 | 40-7015SK | 26 |
| 30-5648 | 43 | 30-9506-77 | 33 | 32-2034 | 44 | 40-7025MK | 26 |
| 30-5648-12 | 43 | 30-9506-88 | 31 | 32-2034W | 44 | 40-7025SK | 26 |
| 30-5696 | 43 | 30-9506-99 | 33 | 32-2036 | 44 | 40-8110 | 28 |
| 30-5760 | 43 | 30-9506CC | 31 | 32-2036W | 44 | 40-8114 | 28 |
| 30-5765 | 43 | 30-9506MC | 31 | 32-2038 | 44 | 40-8116 | 28 |
| 30-6PP15 | 35 | 30-9506MF | 31 | 32-2038W | 44 | 40-8120 | 28 |
| 30-6PP25 | 35 | 30-9506MM | 31 | 32-2044 | 44 | 40-8126 | 28 |
| 30-6PP7 | 35 | 30-9510-29 | 32 | 32-2044W | 44 | 40-8134 | 28 |
| 30-7207 | 51 | 30-9510-77 | 33 | 32-2058K | 44 | 40-8140 | 28 |
| 30-7422AB | 43 | 30-9510-88 | 31 | 32-2098UL | 40 | 40-8150 | 28 |
| 30-7424AB | 43 | 30-9510-99 | 33 | 32-2198UL | 40 | 40-8309M | 28 |
| 30-7448AB | 43 | 30-9510CC | 31 | 32-2234 | 44 | 40-8309S | 28 |
| 30-7511 | 42 | 30-9510MC | 31 | 32-2234W | 44 | 40-8315M | 28 |
| 30-7512 | 42 | 30-9510MF | 31 | 32-2900BK | 40 | 40-8325M | 28 |
| 30-7513 | 42 | 30-9510MM | 31 | 32-2900BU | 40 | 40-8325S | 28 |
| 30-7514 | 42 | 30-9516 | 32 | 32-2900GN | 40 | 40-8425M | 28 |
| 30-7515 | 42 | 30-9520 | 32 | 32-2900GY | 40 | 40-9415HDM | 26 |
| 30-7516 | 42 | 30-9521 | 32 | 32-2900RE | 40 | 40-9415HDS | 26 |
| 30-7517 | 42 | 30-9525MC | 31 | 32-2900VH | 40 | 40-9427T | 27, 53 |
| 30-7518 | 42 | 30-9525MF | 31 | 32-2900YE | 40 | 40-9428F | 27 |
| 30-7711 | 42 | 30-9525MM | 31 | 32-5001 | 41 | 40-9428M | 27 |
| 30-7712 | 42 | 30-9530 | 32 | 32-5002 | 41 | 40-9509M | 28 |
| 30-7713 | 42 | 30-9531 | 32 | 32-5003 | 41 | 40-9509S | 28 |
| 30-7714 | 42 | 30-9532 | 32 | 32-5910UL | 40 | 40-9515HDM | 28 |
| 30-7715 | 42 | 30-9533 | 32 | 32-5954UL | 40 | 40-9515HDS | 28 |
| 30-7716 | 42 | 30-9534 | 32 | 32-5956UL | 40 | 40-9515M | 28 |
| 30-7717 | 42 | 30-9535 | 32 | 32-5958UL | 40 | 40-9515S | 28 |
| 30-7718 | 42 | 30-9537 | 32 | 32-5964UL | 40 | 40-9525M | 28 |
| 30-7719 | 42 | 30-9538 | 32 | 32-5994UL | 40 | 40-9525S | 28 |
| 30-8412AB | 43 | 30-9575-2 | 31 | 32-5996UL | 40 | 40-9526HDM | 28 |
| 30-8PP7 | 35 | 30-9585-2 | 31 | 32-5998EUL | 40 | 40-9526HDS | 28 |
| 30-9201 | 42 | 30-9585-4 | 31 | 32-5998UL | 40 | 40-9528F | 29 |
| 30-9201BU | 42 | 32-1004 | 41 | 32-6000M | 41 | 40-9528M | 29 |
| 30-9201IV | 42 | 32-1004W | 41 | 32-6001C | 41 | 40-9531 | 27 |
| 30-9201RE | 42 | 32-1006 | 41 | 32-6198UL | 40 | 40-9533 | 27 |
| 30-9201WH | 42 | 32-1014 | 41 | 32-6PP15 | 35 | 40-9535 | 27 |
| 30-9209 | 42 | 32-1014W | 41 | 32-6PP25 | 35 | 40-9536F | 29 |
| 30-9210 | 42 | 32-1016 | 41 | 32-6PP7 | 35 | 40-9536M | 29 |
| 30-9211 | 42 | 32-1016W | 41 | 33-7720 | 42 | 40-9538F | 29 |
| 30-9212 | 42 | 32-1018 | 41 | 37-004 | 58 | 40-9538M | 29 |
| 30-9213 | 42 | 32-1018W | 41 | 37-006 | 58 | 40-95441M | 27 |
| 30-9213W | 42 | 32-1044 | 41 | 37-301 | 58 | 40-9558F | 29 |
| 30-9223 | 42 | 32-1204 | 44 | 37-3516K | 58 | 40-9558M | 29 |
| 30-9240 | 42 | 32-1204W | 44 | 38-305 | 58 | 40-9578M | 29 |
| 30-9242 | 41 | 32-1205 | 44 | 38-313 | 58 | 40-9586F | 29 |
| 30-9344B | 41, 42 | 32-1205W | 44 | 38-381 | 58 | 40-9586M | 29 |
| 30-9344G | 41, 42 | 32-1214 | 44 | 38-382 | 58 | 40-9588F | 29 |
| 30-9344I | 41, 42 | 32-1214W | 44 | 38-383 | 58 | 40-9588M | 29 |
| 30-9344V | 41, 42 | 32-1224 | 44 | 38-384 | 58 | 40-9709H | 29 |
| 30-9420 | 42 | 32-1224W | 44 | 38-386 | 58 | 40-9709HG | 26 |

| Part No. | Page | Part No. | Page | Part No. | Page | Part No. | Page |
|-------------|--------|----------|------|---------------|------|---------------|------|
| 40-9709HM | 29 | 40-9925S | 26 | 65-3010 | 32 | 73-6220FF-yyy | 37 |
| 40-9709HMG | 26 | 44-250 | 24 | 65-3015 | 32 | 73-6220MF-yyy | 37 |
| 40-9709HS | 29 | 44-280 | 24 | 65-403P | 32 | 73-6220MM-yyy | 37 |
| 40-9709HX | 29 | 44-A3F | 24 | 65-9580 | 40 | 73-6230FF-yyy | 37 |
| 40-9709M | 28 | 44-A3M | 24 | 65-9581 | 40 | 73-6230MF-yyy | 37 |
| 40-9709S | 28 | 44-D3F | 24 | 65-9582 | 40 | 73-6230MM-yyy | 37 |
| 40-9715H | 29 | 44-D3M | 24 | 65-9583 | 40 | 73-6300-yyy | 36 |
| 40-9715HG | 26 | 46-400 | 57 | 65-9584 | 40 | 73-6310-yyy | 36 |
| 40-9715HM | 29 | 46-502 | 57 | 65-9585 | 40 | 73-6311-yyy | 36 |
| 40-9715HMG | 26 | 6012BBP | 35 | 65-9586 | 40 | 73-6312-yyy | 36 |
| 40-9715HS | 29 | 601FFP | 35 | 65-9587 | 40 | 73-6313-yyy | 36 |
| 40-9715HX | 29 | 601FFPB | 35 | 65-9588 | 40 | 73-6314-yyy | 36 |
| 40-9715M | 28 | 6025BBP | 35 | 65-9589 | 40 | 73-6340-yyy | 36 |
| 40-9715S | 28 | 602FFP | 35 | 65-9680 | 40 | 73-6351-yyy | 36 |
| 40-9725H | 29 | 6035BBP | 35 | 65-9681 | 40 | 73-6352-yyy | 36 |
| 40-9725HG | 26 | 603BBP | 35 | 65-9682 | 40 | 73-6353-yyy | 36 |
| 40-9725HM | 29 | 603DMGP | 33 | 65-9683 | 40 | 73-6354-yyy | 36 |
| 40-9725HMG | 26 | 603DUGP | 33 | 65-9684 | 40 | 73-6360-10 | 30 |
| 40-9725HS | 29 | 603FFBBU | 35 | 65-9685 | 40 | 73-6360-6 | 30 |
| 40-9725HX | 29 | 603FFP | 35 | 65-9686 | 40 | 73-6361-yyy | 36 |
| 40-9725M | 28 | 603FFPB | 35 | 65-9687 | 40 | 73-6362-yyy | 36 |
| 40-9725S | 28 | 603QQGP | 35 | 65-9688 | 40 | 73-6363-yyy | 36 |
| 40-9737H | 29 | 603RRGP | 33 | 65-9689 | 40 | 73-6364-yyy | 36 |
| 40-9737M | 28 | 6065BBP | 35 | 65-TF224M | 40 | 73-6500-yyy | 37 |
| 40-9737S | 28 | 606BBP | 35 | 65-TF226M | 40 | 73-6510-yyy | 37 |
| 40-9750H | 29 | 606DMGP | 33 | 65-TF228M | 40 | 73-6930-yyy | 37 |
| 40-9750M | 28 | 606DUGP | 33 | 65-TF254C | 40 | 73-6940-yyy | 37 |
| 40-9750S | 28 | 606FFP | 35 | 65-TF256C | 40 | 73-7410-yyy | 36 |
| 40-9809M | 26 | 606FFPB | 35 | 65-TF258C | 40 | 73-7411-yyy | 36 |
| 40-9809S | 26 | 606QQGP | 35 | 65-TF264M | 40 | 73-7412-yyy | 36 |
| 40-9815M | 26 | 606RRGP | 33 | 65-TF266M | 40 | 73-7413-yyy | 36 |
| 40-9815S | 26 | 6100FFP | 35 | 65-TF268M | 40 | 73-7414-yyy | 36 |
| 40-9825M | 26 | 6100FFPB | 35 | 666FFPB | 35 | 73-777x-yyy | 39 |
| 40-9825S | 26 | 612BBP | 35 | 6-6FFP | 35 | 73-779x-yyy | 39 |
| 40-98440F | 27 | 612DMGP | 33 | 6-6FFPB | 35 | 73-889x-yyy | 39 |
| 40-98440F-C | 27 | 612DUGP | 33 | 6706P | 33 | 74-778x-yyy | 37 |
| 40-98440M | 27 | 612FFGP | 35 | 6712P | 33 | 74-888x-yyy | 37 |
| 40-98440M-C | 27 | 612FFP | 35 | 6725P | 33 | 9201C | 57 |
| 40-98441M-C | 27 | 6-12FFP | 35 | 675BBP | 35 | 9201M | 57 |
| 40-98442F | 27 | 612FFPB | 35 | 675FFP | 35 | 9203C | 57 |
| 40-98442F-C | 27 | 6-12FFPB | 35 | 675FFPB | 35 | 9203M | 57 |
| 40-98443N | 27 | 612QQGP | 35 | 6803P | 33 | 9204C | 57 |
| 40-98443N-C | 27 | 615FFGP | 35 | 6806P | 33 | 9204M | 57 |
| 40-9844T | 27 | 615FFPB | 35 | 6812P | 33 | 9205C | 57 |
| 40-9844T-C | 27 | 625BBP | 35 | 6825P | 33 | 9205M | 57 |
| 40-9854M | 27 | 625FFP | 35 | 6SVHS-10P | 36 | 9206C | 57 |
| 40-9856M | 27 | 6-25FFP | 35 | 6SVHS-15P | 36 | 9206D | 57 |
| 40-9864S | 27 | 625FFPB | 35 | 6SVHS-25P | 36 | 9207C | 57 |
| 40-9865 | 27, 53 | 6-25FFPB | 35 | 6SVHS-50P | 36 | 9207M | 57 |
| 40-9866S | 27 | 6-3FFP | 35 | 6SVHS-6P | 36 | 9208C | 57 |
| 40-9909M | 26 | 6-3FFPB | 35 | 70-2081 | 18 | 9209C | 57 |
| 40-9909S | 26 | 650BBP | 35 | 70-2081-NW | 18 | 9209D | 57 |
| 40-9915M | 26 | 650FFP | 35 | 73-6210FF-yyy | 37 | 99-328P | 55 |
| 40-9915S | 26 | 650FFPB | 35 | 73-6210MF-yyy | 37 | 99-418 | 51 |
| 40-9925M | 26 | 65-3006 | 32 | 73-6210MM-yyy | 37 | 99-419 | 51 |

| Part No. | Page | Part No. | Page | Part No. | Page | Part No. | Page |
|------------|------------|------------|--------|-----------|--------|-----------|------|
| 99-7731B | 56 | CPAD356 | 14 | CPMC6810 | 7 | VS6WDSV | 47 |
| 99-7732B | 56 | CPAD500 | 10, 13 | CPMC6818 | 7 | VS8WDS | 47 |
| 99-7733B | 56 | CPAD501 | 10 | CPMC682 | 7 | VS8WDSV | 47 |
| 99-7734 | 56 | CPAD502 | 10 | CPMC6820 | 7 | VSA601C | 47 |
| 99-7735 | 56 | CPAD503 | 10 | CPMC683 | 7 | VSA601CPI | 47 |
| 99-7736 | 56 | CPAD505 | 10 | CPMC6833 | 7 | VSA604C | 47 |
| 99-7737 | 56 | CPAD506 | 10 | CPMC6834 | 7 | VSA604CPI | 47 |
| 99-7738 | 56 | CPAD507 | 10, 15 | CPMC6835 | 7 | VSA608C | 47 |
| 99-7739 | 56 | CPAD508 | 10, 15 | CPMC6836 | 7 | VSA608CPI | 47 |
| 99-8622 | 65 | CPAD509 | 10, 12 | CPMC6845 | 7 | VSCST-1B | 56 |
| 99-8644 | 27, 53, 55 | CPAD510 | 10 | CPMC685 | 7 | VSDDT10 | 46 |
| 99-8789P | 55 | CPAD511 | 10 | CPMC6850 | 7 | VSDDT14 | 46 |
| 99-8856P | 55 | CPAD512 | 10 | CPMC7810 | 5 | VSDDT18 | 46 |
| 99-8857P | 55 | CPAD515 | 10 | CPMC7818 | 5 | VSDDT4 | 46 |
| 99-8858P | 55 | CPAD555 | 10 | CPMC782 | 5 | VSDDT6 | 46 |
| 99-8859P | 55 | CPAD557 | 6 | CPMC7820 | 5 | VSDDT8 | 46 |
| 99-9858P | 55 | CPAD800 | 11 | CPMC783 | 5 | VSDDT9 | 46 |
| 99-9859P | 55 | CPAD801 | 11 | CPMC785 | 5 | VSDPDCW10 | 46 |
| 99-9912P | 55 | CPAD806 | 10, 11 | CPMC881 | 9 | VSDPDCW14 | 46 |
| 99-9958P | 55 | CPAD807 | 10, 11 | CPMC8810 | 9 | VSDPDCW18 | 46 |
| 99-9959P | 55 | CPAD808 | 11, 13 | CPMC8811 | 9 | VSDPDCW4 | 46 |
| 99-9960 | 54 | CPAD809 | 11 | CPMC8813 | 9 | VSDPDCW6 | 46 |
| 99-9960F | 54 | CPAD810 | 11, 15 | CPMC8817 | 9 | VSDPDCW8 | 46 |
| 99-DC-5 | 54 | CPAD811 | 11, 19 | CPMC8818 | 9 | VSDPDCW9 | 46 |
| 99-FRAME-9 | 55 | CPAD851 | 11 | CPMC8819 | 9 | VSGB1-2G | 49 |
| 99-N-8 | 54 | CPF111/5 | 17 | CPMC882 | 9 | VSGB2-2G | 49 |
| 99-U-8 | 54 | CPF11ALM | 17 | CPMC8826 | 9 | VSMA601C | 47 |
| CP1094U | 9 | CPF56ALM | 16 | CPMC883 | 9 | VSMA602C | 47 |
| CP7810 | 6 | CPF56ALMWP | 16 | CPMC885 | 9 | VSMA604C | 47 |
| CP782 | 6 | CPF56ALS | 16 | CPN1 | 11 | VSMA608C | 47 |
| CP785 | 6 | CPF56ALX | 16 | CPN17 | 11 | VSMA611C | 47 |
| CP881 | 9 | CPF591/2 | 17 | CPN2 | 11 | VSPSREP12 | 47 |
| CP8810 | 9 | CPF591/4 | 17 | CPN8 | 11 | VSPSREP16 | 47 |
| CP882 | 9 | CPF59A | 17 | CPN8/110 | 11 | | |
| CP884 | 9 | CPF59ALM | 17 | FLN10G | 19, 48 | | |
| CP885 | 9 | CPF59ALX | 17 | FLN12G | 19, 48 | | |
| CP88T75 | 8 | CPF61SE | 18 | FLN16G | 19, 48 | | |
| CP891 | 9 | CPF61SR | 18 | FLN1G | 19, 48 | | |
| CP892 | 9 | CPF81 | 18 | FLN20G | 19, 48 | | |
| CPAD103 | 19, 24 | CPF81L | 18 | FLN2G | 19, 48 | | |
| CPAD204 | 13 | CPF81NW | 18 | FLN3G | 19, 48 | | |
| CPAD206 | 13 | CPFI56 | 16 | FLN6G | 19, 48 | | |
| CPAD207 | 13 | CPFIUG782 | 6 | FLN8G | 19, 48 | | |
| CPAD210 | 13 | CPFIUG785 | 6 | MiniUHF1 | 12 | | |
| CPAD214 | 12, 13 | CPFIUG792 | 6 | MiniUHF17 | 12 | | |
| CPAD218 | 13, 19 | CPFIUG881 | 8 | MINIUHF2 | 12 | | |
| CPAD219 | 12, 13 | CPFIUG8810 | 8 | VS2WDS | 47 | | |
| CPAD240 | 12 | CPFIUG882 | 8 | VS2WDSV | 47 | | |
| CPAD243 | 12 | CPFIUG884 | 8 | VS3WBDS | 47 | | |
| CPAD250 | 13 | CPFIUG885 | 8 | VS3WBDSV | 47 | | |
| CPAD300 | 10, 14 | CPFIUG892 | 8 | VS3WDS | 47 | | |
| CPAD302 | 12, 14 | CPFNW | 18 | VS3WDSV | 47 | | |
| CPAD305 | 12, 14 | CPL2591 | 13 | VS4WDS | 47 | | |
| CPAD306 | 14 | CPL2592 | 13 | VS4WDSV | 47 | | |
| CPAD355 | 14 | CPL2598 | 13 | VS6WDS | 47 | | |

| AIM | Cambridge | Page | AIM | Cambridge | Page | AIM | Cambridge | Page |
|----------|-------------|--------|---------|------------|--------|----------|-----------|--------|
| 25-2200 | CPAD151 | 19 | 26-8016 | CPAD809 | 11 | 28-74307 | CPAD755 | 6 |
| 25-2203 | CPAD153 | 19 | 26-8017 | CPAD807 | 10, 11 | 28-81507 | CPAD703 | 6 |
| 25-7010 | CPF591/4 | 17 | 26-8018 | CPAD806 | 10, 11 | 28-84707 | CPAD557 | 6 |
| 25-7020 | CPF591/2 | 17 | 26-8020 | CPAD811 | 11 | 28-90007 | CP782 | 6 |
| 25-7030 | CPF59ALM | 17 | 26-8028 | CPN1 | 11 | 28-90027 | CP785 | 6 |
| 25-7031 | CPF59ALX | 17 | 26-8029 | CPN2 | 11 | 28-90097 | CP7810 | 6 |
| 25-7032 | CPF56ALM | 16 | 26-8031 | CPN17 | 11 | 28-90507 | CPFIUG782 | 6 |
| 25-7033 | CPF56ALX | 16 | 26-8033 | CPN8/110 | 11 | 28-90527 | CPFIUG785 | 6 |
| 25-7034 | CPF56ALS | 16 | 27-7420 | CPAD512 | 10 | 28-90537 | CPFIUG792 | 6 |
| 25-7036 | CPF56ALMZ | 16 | 27-8100 | CPAD502 | 10 | 28-91007 | CPMC782 | 5 |
| 25-7049 | CPF59D | 17 | 27-8110 | CPAD501 | 10 | 28-91027 | CPMC785 | 5 |
| 25-7050 | CPF59A | 17 | 27-8120 | CPAD500 | 10, 13 | 28-91037 | CPMC7810 | 5 |
| 25-7056 | CPF56ALMWPG | 16 | 27-8130 | CPAD511 | 10 | 28-91047 | CPMC783 | 5 |
| 25-7066 | CPF56WPG | 16 | 27-8140 | CPAD505 | 10 | 28-91057 | CPMC7818 | 5 |
| 25-7100 | CPF59T | 17 | 27-8141 | CPAD506 | 10 | 28-92417 | CPMC7820 | 5 |
| 25-7120 | CPF159 | 17 | 27-8142 | CPAD510 | 10 | 29-3835 | CPAD507 | 10, 15 |
| 25-7121 | CPFID59 | 17 | 27-8150 | CPAD503 | 10 | 29-3840 | CPAD810 | 15 |
| 25-7140 | CPAD100 | 19 | 27-8200 | CPAD212 | 13, 19 | 29-3855 | CPAD508 | 10, 15 |
| 25-7141 | CPAD101 | 19 | 27-8250 | CPAD300 | 10, 14 | 29-4010 | MINIUHF1 | 12 |
| 25-7150 | CPCR561/4 | 16 | 27-8460 | CP1094U | 8 | 29-4031 | MINIUHF2 | 12 |
| 25-7180 | CPFI56 | 16 | 27-8460 | CP1094UL | 8 | 29-4033 | MINIUHF17 | 12 |
| 25-7190 | CPF111/5 | 17 | 27-8461 | CPAD520 | 8 | 29-4100 | CPAD305 | 12, 14 |
| 25-7191 | CPF11ALM | 17 | 27-8469 | CPAD556M | 8 | 29-4105 | CPAD302 | 12, 14 |
| 25-7200 | CPF81 | 18 | 27-8471 | CPAD521 | 8 | 29-4110 | CPAD240 | 12 |
| 25-7200L | CPF81L | 18 | 27-9000 | CP882 | 9 | 29-4130 | CPAD243 | 12 |
| 25-7210 | CPF81NW | 18 | 27-9001 | CP881 | 9 | 29-4140 | CPAD214 | 12, 13 |
| 25-7300 | CPAD250 | 13 | 27-9002 | CP885 | 9 | 29-4145 | CPAD219 | 12, 13 |
| 25-7306 | CPL2598 | 13 | 27-9003 | CP892 | 9 | 29-4150 | CPAD509 | 10, 12 |
| 25-7307 | CPL2591 | 13 | 27-9007 | CP88T75 | 8 | N/A | CPFIUG884 | 8 |
| 25-7308 | CPL2592 | 13 | 27-9008 | CP88T50 | 8 | | | |
| 25-7320 | CPAD259 | 13 | 27-9009 | CP8810 | 9 | | | |
| 25-7330 | CPAD204 | 13 | 27-9013 | CP895 | 9 | | | |
| 25-7340 | CPAD205 | 13 | 27-9014 | CP891 | 9 | | | |
| 25-7350 | CPAD206 | 13 | 27-9022 | CPCL881 | 9 | | | |
| 25-7354 | CPAD210 | 13 | 27-9050 | CPFIUG882 | 8 | | | |
| 25-7430 | CPAD555 | 10 | 27-9051 | CPFIUG881 | 8 | | | |
| 25-7500 | CPAD516 | 10 | 27-9052 | CPFIUG885 | 8 | | | |
| 25-7510 | CPAD515 | 10 | 27-9053 | CPFIUG892 | 8 | | | |
| 25-7530 | CPAD103 | 19 | 27-9054 | CPFIUG8810 | 8 | | | |
| 25-7550 | CPAD218 | 13, 19 | 27-9067 | CPAD356 | 14 | | | |
| 25-7580 | CPAD106 | 19 | 27-9068 | CPAD306 | 14 | | | |
| 25-7630 | CPF61SE | 18 | 27-9069 | CPAD355 | 14 | | | |
| 25-7640 | CPF71 | 18 | 27-9075 | CPAD307 | 14 | | | |
| 25-7651 | CPF61LR | 18 | 27-9100 | CPMC882 | 9 | | | |
| 25-7652 | CPF61SR | 18 | 27-9101 | CPMC881 | 9 | | | |
| 25-7680 | CPFNW | 18 | 27-9102 | CPMC885 | 9 | | | |
| 26-8000 | CPMC8817 | 9, 11 | 27-9103 | CPMC8810 | 9 | | | |
| 26-8002 | CPAD814 | 11 | 27-9104 | CPMC883 | 9 | | | |
| 26-8005 | CPN8 | 11 | 27-9105 | CPMC8819 | 9 | | | |
| 26-8009 | CPAD800 | 11 | 27-9205 | CPMC8811 | 9 | | | |
| 26-8010 | CPAD850 | 11 | 27-9209 | CP884 | 9 | | | |
| 26-8011 | CPAD801 | 11 | 27-9236 | CPMC8813 | 9 | | | |
| 26-8012 | CPAD803 | 11 | 27-9254 | CPMC8818 | 9 | | | |
| 26-8014 | CPAD805 | 11, 13 | 27-9293 | CPMC8826 | 9 | | | |
| 26-8015 | CPAD808 | 11, 13 | 27-9294 | CPAD523 | 10 | | | |

| Cambridge | AIM | Page | Cambridge | AIM | Page | Cambridge | AIM | Page |
|-----------|----------|---------|------------|----------|---------|-----------|----------|--------|
| CP1094U | 27-8460 | .8 | CPAD521 | 27-8471 | .8 | CPFNW | 25-7680 | .18 |
| CP1094UL | 27-8460 | .8 | CPAD523 | 27-9294 | .10 | CPL2591 | 25-7307 | .13 |
| CP7810 | 28-90097 | .6 | CPAD555 | 25-7430 | .10 | CPL2592 | 25-7308 | .13 |
| CP782 | 28-90007 | .6 | CPAD556M | 27-8469 | .8 | CPL2598 | 25-7306 | .13 |
| CP785 | 28-90027 | .6 | CPAD557 | 28-84707 | .6 | CPMC7810 | 28-91037 | .5 |
| CP881 | 27-9001 | .9 | CPAD703 | 28-81507 | .6 | CPMC7818 | 28-91057 | .5 |
| CP8810 | 27-9009 | .9 | CPAD755 | 28-74307 | .6 | CPMC782 | 28-91007 | .5 |
| CP882 | 27-9000 | .9 | CPAD800 | 26-8009 | .11 | CPMC7820 | 28-92417 | .5 |
| CP884 | 27-9209 | .9 | CPAD801 | 26-8011 | .11 | CPMC783 | 28-91047 | .5 |
| CP885 | 27-9002 | .9 | CPAD803 | 26-8012 | .11 | CPMC785 | 28-91027 | .5 |
| CP88T50 | 27-9008 | .8 | CPAD805 | 26-8014 | .11, 13 | CPMC881 | 27-9101 | .9 |
| CP88T75 | 27-9007 | .8 | CPAD806 | 26-8018 | .10, 11 | CPMC8810 | 27-9103 | .9 |
| CP891 | 27-9014 | .9 | CPAD807 | 26-8017 | .10, 11 | CPMC8811 | 27-9205 | .9 |
| CP892 | 27-9003 | .9 | CPAD808 | 26-8015 | .11, 13 | CPMC8813 | 27-9236 | .9 |
| CP895 | 27-9013 | .9 | CPAD809 | 26-8016 | .11 | CPMC8817 | 26-8000 | .9, 11 |
| CPAD100 | 25-7140 | .19 | CPAD810 | 29-3840 | .15 | CPMC8818 | 27-9254 | .9 |
| CPAD101 | 25-7141 | .19 | CPAD811 | 26-8020 | .11 | CPMC8819 | 27-9105 | .9 |
| CPAD103 | 25-7530 | .19 | CPAD814 | 26-8002 | .11 | CPMC882 | 27-9100 | .9 |
| CPAD106 | 25-7580 | .19 | CPAD850 | 26-8010 | .11 | CPMC8826 | 27-9293 | .9 |
| CPAD151 | 25-2200 | .19 | CPCL881 | 27-9022 | .9 | CPMC883 | 27-9104 | .9 |
| CPAD153 | 25-2203 | .19 | CPCR561/4 | 25-7150 | .16 | CPMC885 | 27-9102 | .9 |
| CPAD204 | 25-7330 | .13 | CPF111/5 | 25-7190 | .17 | CPN1 | 26-8028 | .11 |
| CPAD205 | 25-7340 | .13 | CPF11ALM | 25-7191 | .17 | CPN17 | 26-8031 | .11 |
| CPAD206 | 25-7350 | .13 | CPF56ALM | 25-7032 | .16 | CPN2 | 26-8029 | .11 |
| CPAD210 | 25-7354 | .13 | CPF56ALMWP | 25-7056 | .16 | CPN8 | 26-8005 | .11 |
| CPAD212 | 27-8200 | .13, 19 | CPF56ALMZ | 25-7036 | .16 | CPN8/110 | 26-8033 | .11 |
| CPAD214 | 29-4140 | .12, 13 | CPF56ALS | 25-7034 | .16 | MINIUHF1 | 29-4010 | .12 |
| CPAD218 | 25-7550 | .13, 19 | CPF56ALX | 25-7033 | .16 | MINIUHF17 | 29-4033 | .12 |
| CPAD219 | 29-4145 | .12, 13 | CPF56WPG | 25-7066 | .16 | MINIUHF2 | 29-4031 | .12 |
| CPAD240 | 29-4110 | .12 | CPF591/2 | 25-7020 | .17 | | | |
| CPAD243 | 29-4130 | .12 | CPF591/4 | 25-7010 | .17 | | | |
| CPAD250 | 25-7300 | .13 | CPF59A | 25-7050 | .17 | | | |
| CPAD259 | 25-7320 | .13 | CPF59ALM | 25-7030 | .17 | | | |
| CPAD300 | 27-8250 | .10, 14 | CPF59ALX | 25-7031 | .17 | | | |
| CPAD302 | 29-4105 | .12, 14 | CPF59D | 25-7049 | .17 | | | |
| CPAD305 | 29-4100 | .12, 14 | CPF59T | 25-7100 | .17 | | | |
| CPAD306 | 27-9068 | .14 | CPF61LR | 25-7651 | .18 | | | |
| CPAD307 | 27-9075 | .14 | CPF61SE | 25-7630 | .18 | | | |
| CPAD355 | 27-9069 | .14 | CPF61SR | 25-7652 | .18 | | | |
| CPAD356 | 27-9067 | .14 | CPF71 | 25-7640 | .18 | | | |
| CPAD500 | 27-8120 | .10, 13 | CPF81 | 25-7200 | .18 | | | |
| CPAD501 | 27-8110 | .10 | CPF81L | 25-7200L | .18 | | | |
| CPAD502 | 27-8100 | .10 | CPF81NW | 25-7210 | .18 | | | |
| CPAD503 | 27-8150 | .10 | CPFI56 | 25-7180 | .16 | | | |
| CPAD505 | 27-8140 | .10 | CPFI59 | 25-7120 | .17 | | | |
| CPAD506 | 27-8141 | .10 | CPFID59 | 25-7121 | .17 | | | |
| CPAD507 | 29-3835 | .10, 15 | CPFIUG782 | 28-90507 | .6 | | | |
| CPAD508 | 29-3855 | .10, 15 | CPFIUG785 | 28-90527 | .6 | | | |
| CPAD509 | 29-4150 | .10, 12 | CPFIUG792 | 28-90537 | .6 | | | |
| CPAD510 | 27-8142 | .10 | CPFIUG881 | 27-9051 | .8 | | | |
| CPAD511 | 27-8130 | .10 | CPFIUG8810 | 27-9054 | .8 | | | |
| CPAD512 | 27-7420 | .10 | CPFIUG882 | 27-9050 | .8 | | | |
| CPAD515 | 25-7510 | .10 | CPFIUG884 | N/A | .8 | | | |
| CPAD516 | 25-7500 | .10 | CPFIUG885 | 27-9052 | .8 | | | |
| CPAD520 | 27-8461 | .8 | CPFIUG892 | 27-9053 | .8 | | | |

TERMINATION INSTRUCTIONS

IMPORTANT FOR PROPER INSTALLATION OF CONNECTORS

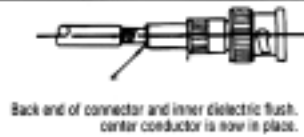
TWIST-ON BNC/TNC



1. Trim cable as shown. Taking care not to nick the center conductor or outer braid.



2. Twist the outer braid in a clockwise direction in such a manner that at least 1/32 of inner dielectric is bored and the braid is left flat. (stray or loose braid can cause shorts)



Back end of connector and inner dielectric flush, center conductor is now in place.



4. Firmly push the cable home as far as possible, then screw the connector on the cable in a clockwise direction until it stops.

3. Gently insert the center conductor down into the back end of the connector feeling it into the guide hole. When center conductor is not in place approx. 1/8" of center conductor will show.

TWO-PIECE CRIMP BNC/TNC



1. Run crimp sleeve down cable.
2. Trim cables as shown, taking care not to nick outer braid.
3. Insert center conductor into the guide hole in the rear of the connector. Then screw the connector on the cable in a clockwise direction



CABLE HOMED



CRIMPED SLEEVE

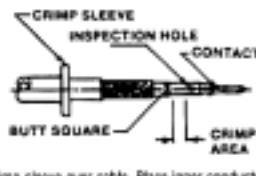
4. Push crimp sleeve into place, sandwiching the braid between the connector and sleeve.

5. Crimp the sleeve into place with the proper crimp tool.

THREE-PIECE CRIMP BNC/TNC



1. Trim cable as shown. Taking care not to nick the inner conductor or braid.



2. Slip crimp sleeve over cable. Place inner conductor into contact. Note that the end of contact and inner dielectric must be butting and square. Crimp with appropriate tooling.



3. Flair outer braid and gently but firmly push the contact into the connector housing until a gentle snap is felt, indicating the contact is in place. Slip the crimp sleeve in place, butting the flange against the connector body and crimp with appropriate tooling.

MINI BNC THREE-PIECE CRIMP



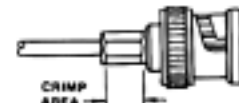
1. Slip support sleeve over cable, and trim jacket as shown, taking care not to nick the shielding braid.



2. Flair braid and lay it in position over the sleeve as shown. Trim away the inner dielectric taking care not to nick the center conductor.



3. Place the bushing and contact in place on the cable and keeping the assembly snugly in place, crimp the contact with appropriate tooling.



4. Gently but firmly push the contact into the connector housing until a gentle snap is felt, indicating the contact is in place, crimp the connector together with appropriate tooling.

USED ON 27-8241, 27-8296, 27-8278, 27-8185

N-TWIST-ON

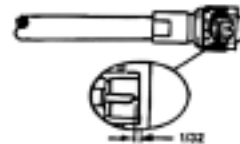


1. Trim cable as shown, taking care not to nick the center conductor or outer braid. Make sure that the outer braid lays flat. Trim any loose braid which can cause shorts.

USED ON 26-8919




2. Twist the contact in a clockwise direction on the inner conductor till the back end of the contact is flush with the inner dielectric.



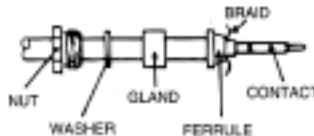
3. Twist the connector onto the cable in a clockwise direction. The connector is properly installed when the end of the contact is positioned within 1/32" of the front edge of the connector.

*To aid in twisting on contact insert paper clip in thru hole.

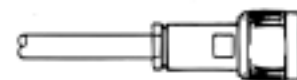
N-SOLDER CLAMP



1. Trim cable as shown, taking care not to nick the center conductor or outer braid.



2. Run nut, washer, gland and ferrule over the cable, and flair the braid over the ferrule. Solder or crimp the contact to the center conductor.



3. Push the center contact here into the body stop, feeling it snap into place, and with all the loose components in place complete the assembly by wrench tightening the nut.

USED ON 26-8880, 26-8891, 26-8987, 26-8025, 26-8026, 26-8027

Emerson Network Power Connectivity Solutions

Custom Capabilities

In addition to the products offered in our catalog, *Emerson Network Power Connectivity Solutions* can provide a variety of customized connectors and cable assemblies for our customers.

Custom RF Connectors

The Emerson offering of custom RF Connectors are designed to supply you with a complete product offering to meet your wide range of applications. If a standard connector does not meet your needs, let us help you in the design process to custom build the connector that fits your exact requirement.

- Custom connector designs for F, N, RCA, UHF, BNC, SMA, MMCX and others
- Ganged subminiature and microminiature connectors
- Special designs built to customer specifications
- Engineering and design assistance
- Die cast or machined connectors
- High quality plating in a variety of materials

Custom Cable Assemblies

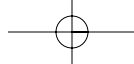
Emerson also offers custom cable assemblies which are designed to supply our customers with a complete connectivity solution.

- 50 & 75 Ohm Mini, Flexible and standard Coaxial Cables
- Standard, semi-rigid and conformable styles available
- Ribbon, twisted pair & flat cable, shielded and unshielded round cables
- Telco, LAN, Hydra cables, telco-spec CAT5E/6 and hybrid harness assemblies
- Over-molded cables and custom plastic molds for private labeling
- Sub-assembly capabilities
- Utilize Emerson manufactured connectors or manufacturer specified connectors
- Custom labeling and packaging available

If you need a customized solution, please contact your sales representative or call us at 1-800-327-8663 to find out how *Emerson Network Power Connectivity Solutions* can help you solve your connectivity issues.



EMERSON. CONSIDER IT SOLVED.™



Emerson Network Power Connectivity Solutions

**299 Johnson Avenue
Waseca, MN 56093
USA**

**Tel: 800.327.8663
Fax: 800.282.3952**

www.EmersonNetworkPower.com/Connectivity

**About Emerson Network Power
Connectivity Solutions**

Emerson Network Power Connectivity Solutions, an Emerson business, serves the needs of wireless communications, telephony and data networks, CATV, security systems, health care and industrial facilities with a full spectrum of broadband copper and fiber optic connectivity products. For more information, visit www.EmersonNetworkPower.com/Connectivity.

About Emerson

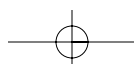
Emerson (NYSE: EMR), based in St. Louis, is a global leader in bringing technology and engineering together to provide innovative solutions to customers through its network power, process management, industrial automation, climate technologies, and appliance and tools businesses. For more information, visit www.gotoemerson.com.

Emerson Network Power.

The global leader in enabling business-critical continuity.

- AC Power Systems
- Embedded Power
- Outside Plant
- Connectivity
- Inbound Power
- Precision Cooling
- DC Power Systems
- Integrated Cabinet Solutions
- Site Monitoring and Services

www.EmersonNetworkPower.com



Компания «Life Electronics» занимается поставками электронных компонентов импортного и отечественного производства от производителей и со складов крупных дистрибьюторов Европы, Америки и Азии.

С конца 2013 года компания активно расширяет линейку поставок компонентов по направлению коаксиальный кабель, кварцевые генераторы и конденсаторы (керамические, пленочные, электролитические), за счёт заключения дистрибьюторских договоров

Мы предлагаем:

- Конкуренспособные цены и скидки постоянным клиентам.
- Специальные условия для постоянных клиентов.
- Подбор аналогов.
- Поставку компонентов в любых объемах, удовлетворяющих вашим потребностям.
- Приемлемые сроки поставки, возможна ускоренная поставка.
- Доставку товара в любую точку России и стран СНГ.
- Комплексную поставку.
- Работу по проектам и поставку образцов.
- Формирование склада под заказчика.
- Сертификаты соответствия на поставляемую продукцию (по желанию клиента).
- Тестирование поставляемой продукции.
- Поставку компонентов, требующих военную и космическую приемку.
- Входной контроль качества.
- Наличие сертификата ISO.

В составе нашей компании организован Конструкторский отдел, призванный помогать разработчикам, и инженерам.

Конструкторский отдел помогает осуществить:

- Регистрацию проекта у производителя компонентов.
- Техническую поддержку проекта.
- Защиту от снятия компонента с производства.
- Оценку стоимости проекта по компонентам.
- Изготовление тестовой платы монтаж и пусконаладочные работы.



Тел: +7 (812) 336 43 04 (многоканальный)

Email: org@lifeelectronics.ru