

Push Mounts and Assemblies

specifications

Fasteners for automotive wire harnesses shall provide fifty pounds of pull-out force with no more than 45° maximum rotation of the installed bundle. When installed in the panel, the fastening method shall firmly retain a minimum wire gauge of 12 AWG within ± 10mm (.394") of the initial installation point. The mounts shall require no more than 14 pounds of insertion force. Mounts with wider cable tie slot capability may have a proportionately higher insertion and pull-out capability. Mounts shall be self-tensioning to prevent rattles and degradation of the mount over the life of the vehicle. The material for the mounts and the cable ties shall be heat stabilized Nylon 6.6, black. Application temperature range shall be -60°C to 115°C (-76°F to 239°F).



technical information

Material:	Heat Stabilized Nylon 6.6
Flammability:	Meets UL94 V-2, passes FMVSS 302
Color:	Black
Application temperature range:	-60°C to 115°C (-76°F to 239°F) continuous
Chemical resistance at 21°C (70°F):	Excellent resistance to common transportation fluids including: ethylene glycol, gasoline, jet fuel, hydraulic fluid, transmission fluids and 10% sodium chloride solution
Insertion force:	14 pounds maximum*
Environmental compliance:	Meets 2000/53/EC ELV and 2002/95/EC RoHS standards and all industry standards for hazardous material content

*Insertion force for PUM-925 is 30 pounds at nominal hole size.

key features and benefits

Unique alternating barb design	Provides increased retention and lower insertion force, reducing operator fatigue and improving productivity
Umbrella fir tree design	Locks securely into position and can be rotated 360 degrees, giving you a wider application range than fixed barb designs; also seals against dust and moisture
Exclusive contoured anvil head	Firmly retains a minimum wire gauge of 12 AWG (2mm Ø) within ± 10mm (.394") of the initial installation point, providing a low profile design
Assemblies with PLT cable ties	Provide routing and anchoring for wire harnesses, significantly reducing harness assembly time
Production Parts Approval Process (PPAP), 3-D, and International Materials Data Sheet (IMDS) capability	Meets the needs of Verband der Automobilindustrie (VDA) and Automotive Industry Action Group (AIAG) compliant documentation, allowing parts to be listed to IMDS site ID

applications

PANDUIT push mounts with umbrellas and push mount assemblies are a reliable and cost effective solution for securing wire harnesses in the automotive, marine, white goods, heavy equipment and mass transit-rail markets. Designed for 4.6mm to 10.0mm through holes and variable panel thicknesses, the push mounts insert easily and exceed

manufacturers' requirements for primary anchors of wire harnesses. The PANDUIT push mounts with umbrellas are compatible with all standard PAN-TY® Cable Ties up to the standard 50 pound loop tensile ties. The PUM-925-M30 mount has expanded slot capability which allows the use of the 120 pound loop tensile Light-Heavy cable ties.

Push Mounts with Umbrella

4.6mm – 4.9mm (.18" – .19") panel hole diameter range:	PUM-049-M30
6.3mm – 7.1mm (.25" – .28") panel hole diameter range:	PUM-071-M30
9.0mm – 10.0mm (.35" – .40") panel hole diameter range:	PUM-100-M30
8.8mm – 9.3mm (.34" – .36") panel hole diameter range:	PUM-925-M30

Push Mount Assemblies with PAN-TY® Cable Ties

4.6mm – 4.9mm (.18" – .19") panel hole diameter range:	PUM-049-2S-D30
6.3mm – 7.1mm (.25" – .28") panel hole diameter range:	PUM-071-2S-D30
9.0mm – 10.0mm (.35" – .40") panel hole diameter range:	PUM-100-2S-D30
8.8mm – 9.3mm (.34" – .36") panel hole diameter range:	PUM-925-3H-T30


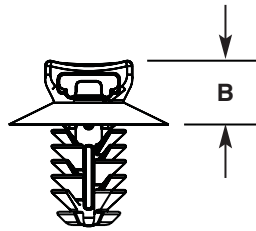
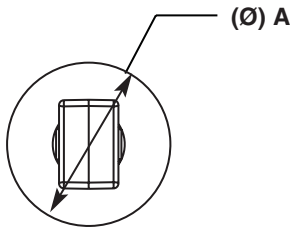
Push Mount Assembly with DOME-TOP® Barb Ty Cable Tie

6.3mm – 7.1mm (.25" – .28") panel hole diameter range:	PUM-071-B2S-D30
---	-----------------

Push Mounts and Assemblies

Push Mounts with Umbrella

Part Number	Used With Cable Ties	Footprint (Ø) A		Panel to Top of Mount B		Overall Height C		Hole Size Range		Panel Thickness Range		Std. Pkg. Qty.	Bulk Pkg. Qty.
		In. (mm)	In. (mm)	In. (mm)	In. (mm)	In. (mm)	In. (mm)	In. (mm)	In. (mm)				
PUM-049-M30	Miniature, Intermediate, Standard	.67 (17)	.26	6.6	.54	13.8	.18 – .19	4.6 – 4.9	.03 – .19	.7 – 3.0	1000	5000	
PUM-071-M30		.67 (17)	.26	6.6	.67	16.9	.25 – .28	6.3 – 7.1	.03 – .28	.8 – 7.0	1000	5000	
PUM-100-M30		.64 (16)	.26	6.6	.67	16.9	.35 – .40	9.0 – 10.0	.03 – .28	.8 – 7.0	1000	5000	
PUM-925-M30	Miniature, Intermediate, Standard, Light-Heavy	.77 (20)	.30	7.6	1.05	26.7	.34 – .36	8.8 – 9.3	.04 – .62	1.0 – 16.0	1000	5000	



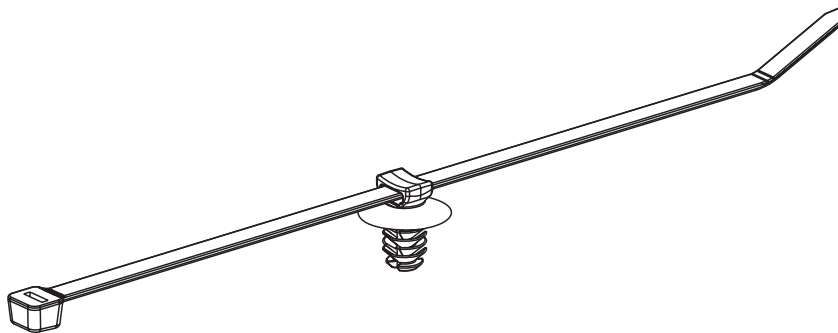
Push Mount Assemblies

Part Number	Footprint In. (mm)	Max. Bundle Diameter		Panel to Top of Mount		Overall Height		Hole Size Range		Panel Thickness Range		Std. Pkg. Qty.	Bulk Pkg. Qty.
		In.	mm	In.	mm	In.	mm	In.	mm	In.	mm		
PUM-049-2S-D30*	.67 (17)	1.88	48	.26	6.6	.54	13.8	.18 – .19	4.6 – 4.9	.03 – .19	.7 – 3.0	500	500
PUM-071-2S-D30*	.67 (17)	1.88	48	.26	6.6	.67	16.9	.25 – .28	6.3 – 7.1	.03 – .28	.8 – 7.0	500	500
PUM-100-2S-D30*	.64 (16)	1.88	48	.26	6.6	.67	16.9	.35 – .40	9.0 – 10.0	.03 – .28	.8 – 7.0	500	500
PUM-925-3H-T30**	.77 (20)	3.00	76	.30	7.6	1.05	26.7	.34 – .36	8.8 – 9.3	.04 – .62	1.0 – 16.0	200	200
PUM-071-B2S-D30***	.67 (17)	2.00	51	.26	6.6	.67	16.9	.25 – .28	6.3 – 7.1	.03 – .28	.8 – 7.0	500	500

*PLT2S cable tie included in assembly. This cable tie is manufactured with heat stabilized, black Nylon 6.6 and is approved for continuous use from -60°C to 115°C (-76°F to 239°F).

**PLT3H cable tie included in assembly. This cable tie is manufactured with heat stabilized, black Nylon 6.6 and is approved for continuous use from -60°C to 115°C (-76°F to 239°F).

***BT2S cable tie included in assembly. This cable tie is manufactured with heat stabilized, black Nylon 6.6 and is approved for continuous use from -60°C to 115°C (-76°F to 239°F).



WORLDWIDE SUBSIDIARIES AND SALES OFFICES

PANDUIT CANADA
Markham, Ontario
cs-cdn@panduit.com
Phone: 800.777.3300

PANDUIT EUROPE LTD.
London, UK
cs-emea@panduit.com
Phone: 44.20.8601.7200

PANDUIT SINGAPORE PTE. LTD.
Republic of Singapore
cs-ap@panduit.com
Phone: 65.6305.7575

PANDUIT JAPAN
Tokyo, Japan
cs-japan@panduit.com
Phone: 81.3.3767.7011

PANDUIT LATIN AMERICA
Jalisco, Mexico
cs-la@panduit.com
Phone: 52.333.777.6000

PANDUIT AUSTRALIA PTY. LTD.
Victoria, Australia
cs-aus@panduit.com
Phone: 61.3.9794.9020

For a copy of PANDUIT product warranties, log on to www.panduit.com/warranty



For more information
Visit us at www.panduit.com
Contact Customer Service by email: cs@panduit.com
or by phone: 800-777-3300 and reference WASP04

©2008 PANDUIT Corp.
ALL RIGHTS RESERVED.
WW-WASP04
10/2008

Компания «Life Electronics» занимается поставками электронных компонентов импортного и отечественного производства от производителей и со складов крупных дистрибьюторов Европы, Америки и Азии.

С конца 2013 года компания активно расширяет линейку поставок компонентов по направлению коаксиальный кабель, кварцевые генераторы и конденсаторы (керамические, пленочные, электролитические), за счёт заключения дистрибьюторских договоров

Мы предлагаем:

- Конкурентоспособные цены и скидки постоянным клиентам.
- Специальные условия для постоянных клиентов.
- Подбор аналогов.
- Поставку компонентов в любых объемах, удовлетворяющих вашим потребностям.
- Приемлемые сроки поставки, возможна ускоренная поставка.
- Доставку товара в любую точку России и стран СНГ.
- Комплексную поставку.
- Работу по проектам и поставку образцов.
- Формирование склада под заказчика.
- Сертификаты соответствия на поставляемую продукцию (по желанию клиента).
- Тестирование поставляемой продукции.
- Поставку компонентов, требующих военную и космическую приемку.
- Входной контроль качества.
- Наличие сертификата ISO.

В составе нашей компании организован Конструкторский отдел, призванный помогать разработчикам, и инженерам.

Конструкторский отдел помогает осуществить:

- Регистрацию проекта у производителя компонентов.
- Техническую поддержку проекта.
- Защиту от снятия компонента с производства.
- Оценку стоимости проекта по компонентам.
- Изготовление тестовой платы монтаж и пусконаладочные работы.



Тел: +7 (812) 336 43 04 (многоканальный)

Email: org@lifeelectronics.ru