



## Main

|                               |                             |
|-------------------------------|-----------------------------|
| Range of product              | OsiSense XU                 |
| Series name                   | General purpose single mode |
| Electronic sensor type        | Photo-electric sensor       |
| Sensor name                   | XU2                         |
| Sensor design                 | Cylindrical M18             |
| Detection system              | Thru beam                   |
| Material                      | Metal                       |
| Line of sight type            | 90° lateral                 |
| Type of output signal         | Discrete                    |
| Supply circuit type           | AC/DC                       |
| Wiring technique              | 2-wire                      |
| Discrete output function      | 1 NO                        |
| Electrical connection         | Cable                       |
| Cable length                  | 6.56 ft (2 m)               |
| Product specific application  | -                           |
| Emission                      | Infrared thru beam          |
| [Sn] nominal sensing distance | 49.21 ft (15 m) thru beam   |

## Complementary

|                           |   |
|---------------------------|---|
| Enclosure material        | Nickel plated brass   |
| Lens material             | PMMA  |
| Maximum sensing distance  | 65.62 ft (20 m)   |
| Output type               | Solid state   |
| Add on output             | Without   |
| Wire insulation material  | PvR   |
| Status LED                | 1 LED (red) instability<br>1 LED (yellow) output state                      |
| [Us] rated supply voltage | 24...240 V AC/DC  |
| Supply voltage limits     | 20...264 V AC/DC  |
| Residual current          | < 1.5 mA (open state)   |
| Switching capacity in mA  | 10...200 mA (to be used with 0.4 A quick-blow fuse in series with the load) |
| Switching frequency       | <= 25 Hz  |
| Voltage drop              | 6 V (closed state)  |
| Delay first up            | < 300 ms  |
| Delay response            | < 20 ms   |
| Delay recovery            | < 20 ms   |
| Setting-up                | Sensitivity adjustment  |
| Diameter                  | 0.71 in (18 mm)   |
| Length                    | 3.82 in (97 mm)   |
| Product weight            | 0.63 lb(US) (0.285 kg)  |
| Kit composition           | Transmitter + receiver XU2M18MC230WT + XU2M18MA230WR                        |

## Environment

|                                       |                            |
|---------------------------------------|----------------------------|
| product certifications                | CE<br>CSA<br>UL            |
| ambient air temperature for operation | -13...131 °F (-25...55 °C) |
| ambient air temperature for storage   | -40...158 °F (-40...70 °C) |

The information provided in this documentation contains general descriptions and/or technical characteristics of the products contained herein. This documentation is not intended as a substitute for and is not to be used for determining suitability or reliability of these products for specific user applications. It is the duty of any such user or integrator to perform the appropriate and complete risk analysis, evaluation and testing of the products with respect to the relevant specific application or use thereof. Neither Schneider Electric Industries SAS nor any of its affiliates or subsidiaries shall be responsible or liable for misuse of the information contained herein.

|                         |   |
|-------------------------|---|
| vibration resistance    | 7 gn, amplitude = +/- 1.5 mm (f = 10...55 Hz) conforming to IEC 60068-2-6 |
| shock resistance        | 30 gn (duration = 11 ms) conforming to IEC 60068-2-27                     |
| IP degree of protection | IP67 double insulation conforming to IEC 60529                            |

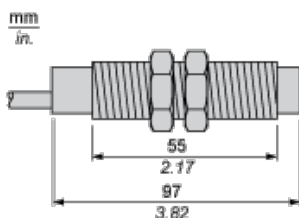
## Offer Sustainability

|  |  |
|--|--|
| Not Green Premium product  | Not Green Premium product  |
| Compliant - since 0924 - Schneider Electric declaration of conformity  | Compliant - since 0924 - Schneider Electric declaration of conformity  |
| Reference not containing SVHC above the threshold  | Reference not containing SVHC above the threshold  |
| WARNING: This product can expose you to chemicals including:   | WARNING: This product can expose you to chemicals including:   |
| Diisononyl phthalate (DINP), which is known to the State of California to cause cancer, and                                | Diisononyl phthalate (DINP), which is known to the State of California to cause cancer, and                                |
| Di-isodecyl phthalate (DIDP), which is known to the State of California to cause birth defects or other reproductive harm. | Di-isodecyl phthalate (DIDP), which is known to the State of California to cause birth defects or other reproductive harm. |
| For more information go to <a href="http://www.p65warnings.ca.gov">www.p65warnings.ca.gov</a>                              | For more information go to <a href="http://www.p65warnings.ca.gov">www.p65warnings.ca.gov</a>                              |

## Contractual warranty

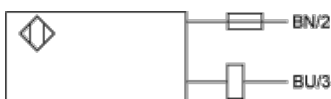
|                 |           |
|-----------------|-----------|
| Warranty period | 18 months |
|-----------------|-----------|

## Dimensions



## Wiring Schemes

### 2-wire AC or DC



BU : Blue

BN : Brown

### Transmitter

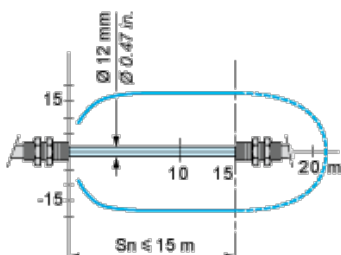


BU : Blue

BN : Brown

## Detection Curves

### Thru-beam System



Компания «Life Electronics» занимается поставками электронных компонентов импортного и отечественного производства от производителей и со складов крупных дистрибьюторов Европы, Америки и Азии.

С конца 2013 года компания активно расширяет линейку поставок компонентов по направлению коаксиальный кабель, кварцевые генераторы и конденсаторы (керамические, пленочные, электролитические), за счёт заключения дистрибьюторских договоров

Мы предлагаем:

- Конкуренспособные цены и скидки постоянным клиентам.
- Специальные условия для постоянных клиентов.
- Подбор аналогов.
- Поставку компонентов в любых объемах, удовлетворяющих вашим потребностям.
- Приемлемые сроки поставки, возможна ускоренная поставка.
- Доставку товара в любую точку России и стран СНГ.
- Комплексную поставку.
- Работу по проектам и поставку образцов.
- Формирование склада под заказчика.
- Сертификаты соответствия на поставляемую продукцию (по желанию клиента).
- Тестирование поставляемой продукции.
- Поставку компонентов, требующих военную и космическую приемку.
- Входной контроль качества.
- Наличие сертификата ISO.

В составе нашей компании организован Конструкторский отдел, призванный помогать разработчикам, и инженерам.

Конструкторский отдел помогает осуществить:

- Регистрацию проекта у производителя компонентов.
- Техническую поддержку проекта.
- Защиту от снятия компонента с производства.
- Оценку стоимости проекта по компонентам.
- Изготовление тестовой платы монтаж и пусконаладочные работы.



Тел: +7 (812) 336 43 04 (многоканальный)  
Email: [org@lifeelectronics.ru](mailto:org@lifeelectronics.ru)