



**SERIES:** SMI6B | **DESCRIPTION:** AC-DC POWER SUPPLY

**FEATURES**

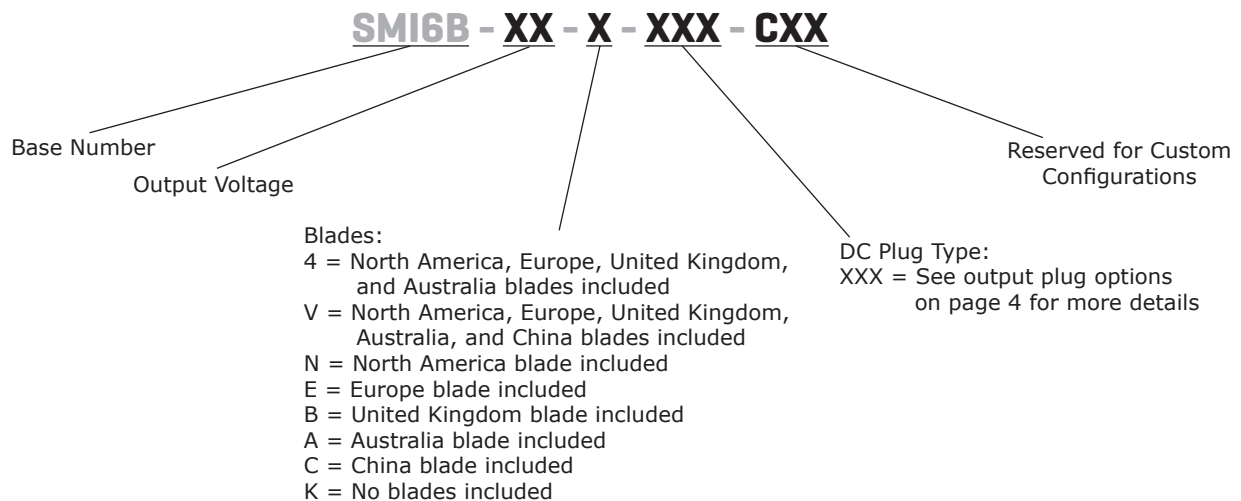
- DoE Level VI, CoC Tier 2 efficiency
- up to 6 W power
- compact design
- interchangeable AC blades
- universal input (90~264 Vac)
- single regulated output from 5~15 Vdc
- over voltage and short circuit protections
- UL/cUL, GS, RCM, CCC, PSE safety approvals
- certified to 62368-1
- custom designs available



| MODEL    | output voltage | output current | output power | ripple and noise <sup>1</sup> | efficiency level <sup>2</sup> |
|----------|----------------|----------------|--------------|-------------------------------|-------------------------------|
|          | (Vdc)          | max (A)        | max (W)      | max (mVp-p)                   |                               |
| SMI6B-5  | 5              | 1.2            | 6            | 300                           | VI                            |
| SMI6B-6  | 6              | 1.0            | 6            | 300                           | VI                            |
| SMI6B-9  | 9              | 0.66           | 5.94         | 300                           | VI                            |
| SMI6B-12 | 12             | 0.5            | 6            | 300                           | VI                            |
| SMI6B-15 | 15             | 0.4            | 6            | 300                           | VI                            |

Notes: 1. At full load, 100-240 Vac input, 20 MHz bandwidth oscilloscope, output terminated with 0.1 μF and 10 μF capacitors.  
 2. CoC Tier 2 compliant

**PART NUMBER KEY**



## INPUT

| parameter                 | conditions/description            | min | typ | max   | units |
|---------------------------|-----------------------------------|-----|-----|-------|-------|
| voltage                   |                                   | 90  |     | 264   | Vac   |
| frequency                 |                                   | 47  |     | 63    | Hz    |
| current                   |                                   |     |     | 0.2   | A     |
| leakage current           | at nominal AC input and frequency |     |     | 0.25  | mA    |
| no load power consumption | at 115/ 230 Vac, 60/50 Hz         |     |     | 0.075 | W     |

## OUTPUT

| parameter       | conditions/description | min | typ | max | units |
|-----------------|------------------------|-----|-----|-----|-------|
| line regulation |                        |     | ±5  |     | %     |
| load regulation |                        |     | ±5  |     | %     |
| start-up time   | at 115 Vac input       |     |     | 3   | s     |
| rise time       | at 90~264 Vac input    |     |     | 100 | ms    |
| hold-up time    | at nominal input       | 5   |     |     | ms    |

## PROTECTIONS

| parameter                | conditions/description          | min | typ | max | units |
|--------------------------|---------------------------------|-----|-----|-----|-------|
| over current protection  | output shut down, auto recovery |     |     |     |       |
|                          | 5 Vdc output models             |     |     | 1.8 | A     |
|                          | 6 Vdc output models             |     |     | 1.6 | A     |
|                          | 9, 12 Vdc output models         |     |     | 1.0 | A     |
|                          | 15 Vdc output models            |     |     | 0.8 | A     |
| short circuit protection | output shut down, auto recovery |     |     |     |       |

## SAFETY & COMPLIANCE

| parameter         | conditions/description   | min    | typ            | max | units      |
|-------------------|--|--------|----------------|-----|------------|
| isolation voltage | input to output at 10 mA for 1 minute                              |        | 3,000<br>4,242 |     | Vac<br>Vdc |
| safety approvals  | UL/cUL, GS, RCM, CCC, PSE  |        |                |     |            |
| EMI/EMC           | FCC Part 15B Class B, CE   |        |                |     |            |
| MTBF              | as per Telcordia SR-332, Issue 2 at 115/230 Vac, full load, 0~40°C | 50,000 |                |     | hours      |
| RoHS              | yes  |        |                |     |            |

## ENVIRONMENTAL

| parameter             | conditions/description | min | typ | max | units |
|-----------------------|------------------------|-----|-----|-----|-------|
| operating temperature |                        | 0   |     | 40  | °C    |
| storage temperature   |                        | -20 |     | 60  | °C    |
| operating humidity    | non-condensing         | 20  |     | 85  | %     |
| storage humidity      | non-condensing         | 5   |     | 95  | %     |

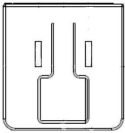
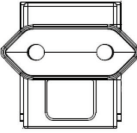
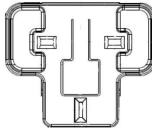
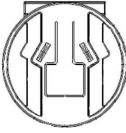

## MECHANICAL

| parameter  | conditions/description   | min | typ | max | units |
|------------|--|-----|-----|-----|-------|
| dimensions | 47 x 34.5 x 26.5   |     |     |     | mm    |
| inlet plug | interchangeable blades (North America, Europe, UK, Australia, China) |     |     |     |       |
| weight     | 5 Vdc output models (without interchangeable blades)                 |     | 54  |     | g     |
|            | all other models (without interchangeable blades)                    |     | 50  |     | g     |

## MECHANICAL DRAWING

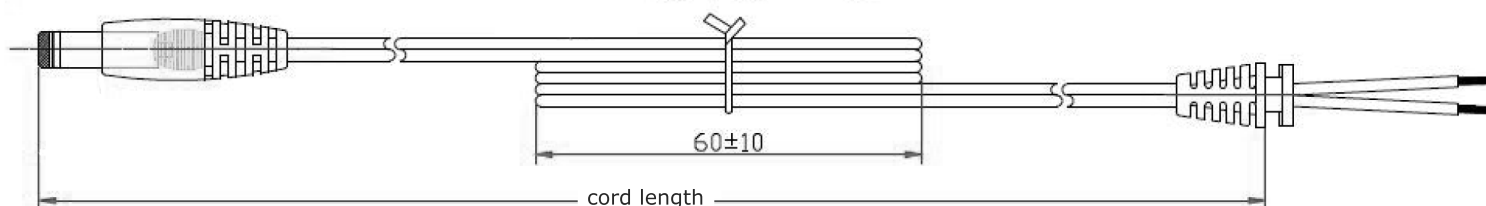
units: mm  
tolerance: ±1 mm



| INTERCHANGEABLE BLADES |   |  |   |   |   |
|------------------------|---|--|---|---|---|
| BLADE DESIGNATOR       | N   | E  | B   | A   | C   |
| REGION                 | North America   | Europe   | UK  | Australia   | China   |
| BLADE ACCESSORY        | SMI-US-3  | SMI-EU-3   | SMI-UK-3  | SMI-AU-3  | SMI-CN-3  |
| BLADE                  |  |  |  |  |  |

## DC CORD

units: mm



**Table 1**

| MODEL NO. | CABLE          | CORD LENGTH  |
|-----------|----------------|--------------|
| SMI6B-5   | UL2468, 22 AWG | 1,530 mm ±50 |
| SMI6B-6   | UL2468, 22 AWG | 1,530 mm ±50 |
| SMI6B-9   | UL2468, 24 AWG | 1,530 mm ±50 |
| SMI6B-12  | UL2468, 24 AWG | 1,530 mm ±50 |
| SMI6B-15  | UL2468, 24 AWG | 1,530 mm ±50 |

## DC PLUG TYPE PART NUMBER KEY

**XXX**

**Plug Polarity:**  
P = Center Positive  
   
N = Center Negative

**Plug Code:**  
X = Choose a code from the options below

**Plug Angle:**  
"blank" = Straight  
R = Right Angle

| Plug Polarity |             | Code | Type     | Dimensions (mm)  |      |     | Plug Angle |          |
|---------------|-------------|------|----------|------------------|------|-----|------------|----------|
| Center Pos.   | Center Neg. |      |          | Option           | A    | B   | C          | Straight |
| •             | •           | 5    | Standard | 5.5              | 2.1  | 9.5 | •          | •        |
| •             | •           | 6    | Standard | 5.5              | 2.5  | 9.5 | •          | •        |
| •             | •           | 7    | Standard | 3.5              | 1.35 | 9.5 | •          | •        |
| •             | •           | 10   | Locking  | 5.5              | 2.1  | 9.5 | •          | N/A      |
| •             | •           | 11   | Locking  | 5.5              | 2.5  | 9.5 | •          | N/A      |
| •             | •           | 12   | EIAJ-1   | 2.35             | 0.7  | 9.5 | •          | •        |
| •             | •           | 13   | EIAJ-2   | 4.0              | 1.7  | 9.5 | •          | •        |
| •             | •           | 14   | EIAJ-3   | 4.75             | 1.7  | 9.5 | •          | •        |
| N/A           | N/A         | CUB  | USB      | USB Type C       |      |     | •          | N/A      |
| N/A           | N/A         | MUB  | USB      | Micro USB Type B |      |     | •          | N/A      |

Note: 1. Contact CUI for additional plug options

### Standard



### EIAJ



### Locking



### USB



## REVISION HISTORY

---

| rev. | description     | date       |
|------|-----------------|------------|
| 1.0  | initial release | 06/04/2019 |

The revision history provided is for informational purposes only and is believed to be accurate.

**CUI INC<sup>®</sup>**

**Headquarters**  
20050 SW 112th Ave.  
Tualatin, OR 97062  
**800.275.4899**

Fax 503.612.2383  
**cui.com**  
techsupport@cui.com

This device complies with part 15 of the FCC Rules. Operation is subject to the following two conditions:

- (1) This device may not cause harmful interference, and
- (2) this device must accept any interference received, including interference that may cause undesired operation.

CUI offers a one (1) year limited warranty. Complete warranty information is listed on our website.

CUI reserves the right to make changes to the product at any time without notice. Information provided by CUI is believed to be accurate and reliable. However, no responsibility is assumed by CUI for its use, nor for any infringements of patents or other rights of third parties which may result from its use.

CUI products are not authorized or warranted for use as critical components in equipment that requires an extremely high level of reliability. A critical component is any component of a life support device or system whose failure to perform can be reasonably expected to cause the failure of the life support device or system, or to affect its safety or effectiveness.

Компания «Life Electronics» занимается поставками электронных компонентов импортного и отечественного производства от производителей и со складов крупных дистрибьюторов Европы, Америки и Азии.

С конца 2013 года компания активно расширяет линейку поставок компонентов по направлению коаксиальный кабель, кварцевые генераторы и конденсаторы (керамические, пленочные, электролитические), за счёт заключения дистрибьюторских договоров

Мы предлагаем:

- Конкурентоспособные цены и скидки постоянным клиентам.
- Специальные условия для постоянных клиентов.
- Подбор аналогов.
- Поставку компонентов в любых объемах, удовлетворяющих вашим потребностям.
- Приемлемые сроки поставки, возможна ускоренная поставка.
- Доставку товара в любую точку России и стран СНГ.
- Комплексную поставку.
- Работу по проектам и поставку образцов.
- Формирование склада под заказчика.
- Сертификаты соответствия на поставляемую продукцию (по желанию клиента).
- Тестирование поставляемой продукции.
- Поставку компонентов, требующих военную и космическую приемку.
- Входной контроль качества.
- Наличие сертификата ISO.

В составе нашей компании организован Конструкторский отдел, призванный помогать разработчикам, и инженерам.

Конструкторский отдел помогает осуществить:

- Регистрацию проекта у производителя компонентов.
- Техническую поддержку проекта.
- Защиту от снятия компонента с производства.
- Оценку стоимости проекта по компонентам.
- Изготовление тестовой платы монтаж и пусконаладочные работы.



Тел: +7 (812) 336 43 04 (многоканальный)  
Email: [org@lifeelectronics.ru](mailto:org@lifeelectronics.ru)