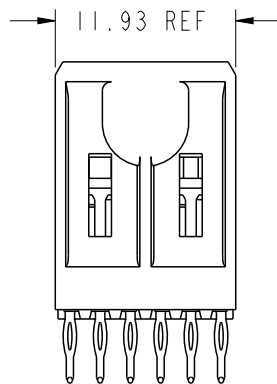
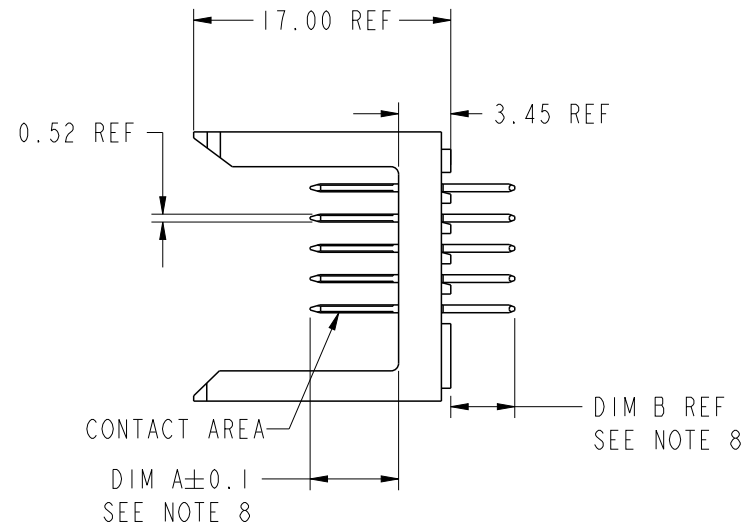
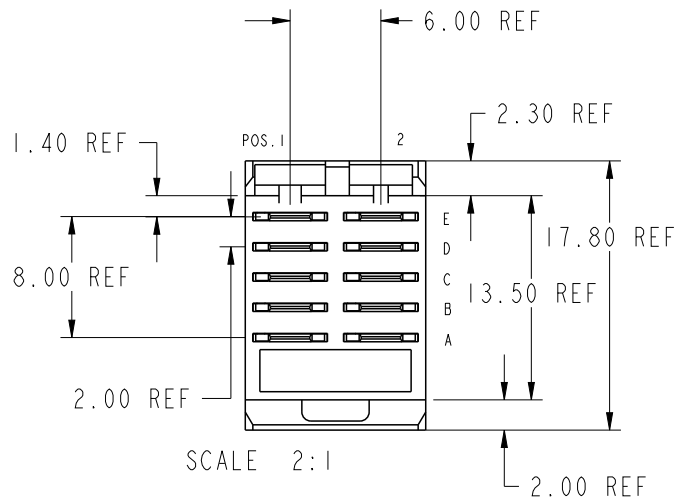


PRODUCT NUMBER
89099-XXX
89099-XXYLF

A

B



PLATING IN CONTACT AREA		
DASH NUMBER	PERFORMANCE LEVEL	NOTES
-1YY	TELCORDIA CO	-
-2YY	TELECOM CLASS	-
-3YY	IEC CLASS I	-
-5YY	TELCORDIA UE	-
-1YYLF	TELCORDIA CO IEC CLASS I	SEE NOTE 9
-2YYLF	TELECOM CLASS	SEE NOTE 9
-5YYLF	TELCORDIA UE	SEE NOTE 9

A

B

C

D

spec ref	*	dr	Terran Huang	2010/07/08	projection	mm	size	A4	scale	2:1
tolerance std	TOLERANCES UNLESS OTHERWISE SPECIFIED	eng	Andy Lu	2013/10/22			ecn no	ELX-DG-16119-1		
ISO 406		chr	Sun Richard	2013/10/24				rel level	Released	
ISO 1101		appr	Pei-Ming Zheng	2013/10/24	product family	METRAL			rev	
surface	3.200 linear			title	METRAL POWER HEADER			dwg no	89099	
	0.X ±0.3			1 MOD, 5 ROW PRESS-FIT			Product - Customer Drw		sheet 1 of 6	
	0.XX ±0.13									
	0.XXX ±0.051									
ISO 1302	angular 0° ±2°	www.fci.com	cat. no.	-	Product - Customer Drw			AW		

Proto File - REV C - 2009-06-09

1

2

3

4

PDS: Rev :AW

STATUS:Released

Printed: Oct 25, 2013

FCI

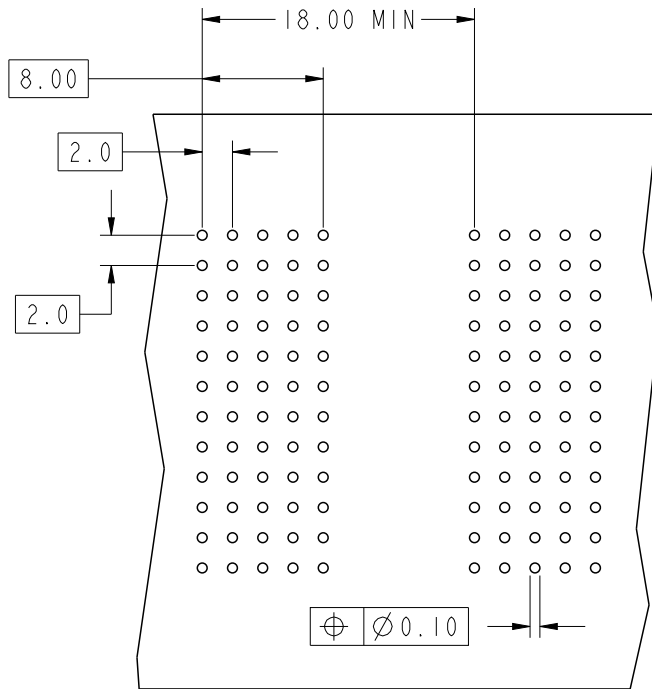
Copyright FCI.

A

B

C

D



SCALE 2:1

REQUIRED PC BOARD LAYOUT  
COMPONENT SIDE

SEE PRINT 58351 FOR ADDITIONAL  
PCB INFORMATION.

KEY		
CODE	DIMENSIONS	
	DIM "A" MATE	DIM "B" TAIL
P01	6.50	4.30
P02	7.25	4.30
P03	8.00	4.30
P04	6.50	13.60
P05	7.25	13.60
P06	8.00	13.60
P07	6.50	17.00
P08	7.25	17.00
P09	8.00	17.00
PI6	5.00	4.30
PI7	5.75	4.30

A

B

C

D



Copyright FCI.

spec ref *		dr	Terran Huang	2010/07/08	projection 	mm 	size	A4	scale	2:1
tolerance std		eng	Andy Lu	2013/10/22			ecn no	ELX-DG-16119-1		
ISO 406 ISO 1101		chr	Sun Richard	2013/10/24				rel level		Released
TOLERANCES UNLESS OTHERWISE SPECIFIED		appr	Pei-Ming Zheng	2013/10/24	product family		METRAL		rev	
surface	3.200 linear	0.X	±0.3		FCI	title	METRAL POWER HEADER		dwg no	89099
		0.XX	±0.13							
		0.XXX	±0.051							
ISO 1302	angular	0°	±2°		www.fci.com	cat. no.	-		Product - Customer Drw	sheet 2 of 6

AW



A

B

C

Copyright FCI.

D

METRAL P/N	ROW	CONTACT CODE MOD. I	
		1	2
89099-X01	E	P16	P16
SEE NOTE 10 LEAD FREE OPTION	D	P16	P16
	C	P16	P16
	B	P16	P16
	A	P16	P16

METRAL P/N	ROW	CONTACT CODE MOD. I	
		1	2
89099-X05	E	P01	P01
SEE NOTE 10 LEAD FREE OPTION	D	P01	P01
	C	P02	P02
	B	P03	P03
	A	P03	P03

METRAL P/N	ROW	CONTACT CODE MOD. I	
		1	2
89099-X11	E	P01	P01
SEE NOTE 10 LEAD FREE OPTION	D	P01	P01
	C	P01	P01
	B	P01	P01
	A	P01	P01

METRAL P/N	ROW	CONTACT CODE MOD. I	
		1	2
89099-X15	E	P02	P02
SEE NOTE 10 LEAD FREE OPTION	D	P02	P02
	C	P02	P02
	B	P02	P02
	A	P02	P02

METRAL P/N	ROW	CONTACT CODE MOD. I	
		1	2
89099-X20	E	P04	P04
SEE NOTE 10 LEAD FREE OPTION	D	P04	P04
	C	P05	P05
	B	P06	P06
	A	P05	P05

METRAL P/N	ROW	CONTACT CODE MOD. I	
		1	2
89099-X02	E	P16	P16
SEE NOTE 10 LEAD FREE OPTION	D	P16	P16
	C	P16	P16
	B	P16	P16
	A	P01	P01

METRAL P/N	ROW	CONTACT CODE MOD. I	
		1	2
89099-X06	E	P17	P17
SEE NOTE 10 LEAD FREE OPTION	D	P17	P17
	C	P17	P17
	B	P17	P17
	A	P17	P17

METRAL P/N	ROW	CONTACT CODE MOD. I	
		1	2
89099-X12	E	P01	P01
SEE NOTE 10 LEAD FREE OPTION	D	P01	P01
	C	P01	P01
	B	P03	P03
	A	P01	P01

METRAL P/N	ROW	CONTACT CODE MOD. I	
		1	2
89099-X16	E	P01	P01
SEE NOTE 10 LEAD FREE OPTION	D	P01	P01
	C	P02	P02
	B	P02	P02
	A	P03	P03

METRAL P/N	ROW	CONTACT CODE MOD. I	
		1	2
89099-X21	E	P04	P04
SEE NOTE 10 LEAD FREE OPTION	D	P04	P04
	C	P04	P04
	B	P04	P04
	A	P04	P04

METRAL P/N	ROW	CONTACT CODE MOD. I	
		1	2
89099-X03	E	P17	P17
SEE NOTE 10 LEAD FREE OPTION	D	P01	P01
	C	P17	P17
	B	P17	P17
	A	P01	P01

METRAL P/N	ROW	CONTACT CODE MOD. I	
		1	2
89099-X07	E	P02	P02
SEE NOTE 10 LEAD FREE OPTION	D	P02	P02
	C	P02	P02
	B	P02	P02
	A	P02	P02

METRAL P/N	ROW	CONTACT CODE MOD. I	
		1	2
89099-X13	E	P01	P01
SEE NOTE 10 LEAD FREE OPTION	D	P01	P01
	C	P02	P02
	B	P03	P03
	A	P03	P03

METRAL P/N	ROW	CONTACT CODE MOD. I	
		1	2
89099-X17	E	P01	P01
SEE NOTE 10 LEAD FREE OPTION	D	P01	P01
	C	P01	P01
	B	P01	P01
	A	P03	P03

METRAL P/N	ROW	CONTACT CODE MOD. I	
		1	2
89099-X22	E	P04	P04
SEE NOTE 10 LEAD FREE OPTION	D	P04	P04
	C	P04	P04
	B	P06	P06
	A	P04	P04

METRAL P/N	ROW	CONTACT CODE MOD. I	
		1	2
89099-X04	E	P17	P17
SEE NOTE 10 LEAD FREE OPTION	D	P17	P17
	C	P17	P17
	B	P02	P02
	A	P17	P17

METRAL P/N	ROW	CONTACT CODE MOD. I	
		1	2
89099-X10	E	P01	P01
SEE NOTE 10 LEAD FREE OPTION	D	P01	P01
	C	P02	P02
	B	P03	P03
	A	P02	P02

METRAL P/N	ROW	CONTACT CODE MOD. I	
		1	2
89099-X14	E	P03	P03
SEE NOTE 10 LEAD FREE OPTION	D	P03	P03
	C	P03	P03
	B	P03	P03
	A	P03	P03

METRAL P/N	ROW	CONTACT CODE MOD. I	
		1	2
89099-X18	E	P01	P01
SEE NOTE 10 LEAD FREE OPTION	D	P01	P01
	C	P03	P03
	B	P03	P03
	A	P03	P03

METRAL P/N	ROW	CONTACT CODE MOD. I	
		1	2
89099-X23	E	P04	P04
SEE NOTE 10 LEAD FREE OPTION	D	P04	P04
	C	P05	P05
	B	P06	P06
	A	P06	P06

spec ref	*	dr	Terran Huang	2010/07/08	projection	mm	size	A4	scale	1:1	
tolerance std	ISO 406 ISO 1101	eng	Andy Lu	2013/10/22			ecn no	ELX-DG-16119-1			
TOLERANCES UNLESS OTHERWISE SPECIFIED		chr	Sun Richard	2013/10/24				product family	METRAL	rel level	Released
surface	3.200 ISO 1302	appr	Pei-Ming Zheng	2013/10/24	title		METRAL POWER HEADER		dwg no	89099	
	0.X ±0.3 0.XX ±0.13 0.XXX ±0.051	FCI		www.fci.com		cat. no.		-		rev	AW
	angular 0° ±2°	Product - Customer Drw		sheet 3 of 6							

Prod File - REV C - 2009-06-09

1

2

3

4

A

B

C

D

A

B

C

D

METRAL P/N	ROW	CONTACT CODE MOD. I	
		1	2
89099-X24  SEE NOTE 10 LEAD FREE OPTION	E	P06	P06
	D	P06	P06
	C	P06	P06
	B	P06	P06
	A	P06	P06

METRAL P/N	ROW	CONTACT CODE MOD. I	
		1	2
89099-X28  SEE NOTE 10 LEAD FREE OPTION	E	P04	P04
	D	P04	P04
	C	P06	P06
	B	P06	P06
	A	P06	P06

METRAL P/N	ROW	CONTACT CODE MOD. I	
		1	2
89099-X33  SEE NOTE 10 LEAD FREE OPTION	E	P07	P07
	D	P07	P07
	C	P08	P08
	B	P09	P09
	A	P09	P09

METRAL P/N	ROW	CONTACT CODE MOD. I	
		1	2
89099-X37  SEE NOTE 10 LEAD FREE OPTION	E	P07	P07
	D	P07	P07
	C	P07	P07
	B	P07	P07
	A	P09	P09

METRAL P/N	ROW	CONTACT CODE MOD. I	
		1	2
89099-X41  SEE NOTE 10 LEAD FREE OPTION	E	P01	P01
	D	P03	P03
	C	P03	P03
	B	P03	P03
	A	P02	P02

METRAL P/N	ROW	CONTACT CODE MOD. I	
		1	2
89099-X25  SEE NOTE 10 LEAD FREE OPTION	E	P05	P05
	D	P05	P05
	C	P05	P05
	B	P05	P05
	A	P05	P05

METRAL P/N	ROW	CONTACT CODE MOD. I	
		1	2
89099-X30  SEE NOTE 10 LEAD FREE OPTION	E	P07	P07
	D	P07	P07
	C	P08	P08
	B	P09	P09
	A	P08	P08

METRAL P/N	ROW	CONTACT CODE MOD. I	
		1	2
89099-X34  SEE NOTE 10 LEAD FREE OPTION	E	P09	P09
	D	P09	P09
	C	P09	P09
	B	P09	P09
	A	P09	P09

METRAL P/N	ROW	CONTACT CODE MOD. I	
		1	2
89099-X38  SEE NOTE 10 LEAD FREE OPTION	E	P07	P07
	D	P07	P07
	C	P09	P09
	B	P09	P09
	A	P09	P09

METRAL P/N	ROW	CONTACT CODE MOD. I	
		1	2
89099-X42  SEE NOTE 10 LEAD FREE OPTION	E	P01	P01
	D	P02	P02
	C	P02	P02
	B	P02	P02
	A	P01	P01

METRAL P/N	ROW	CONTACT CODE MOD. I	
		1	2
89099-X26  SEE NOTE 10 LEAD FREE OPTION	E	P04	P04
	D	P04	P04
	C	P05	P05
	B	P05	P05
	A	P06	P06

METRAL P/N	ROW	CONTACT CODE MOD. I	
		1	2
89099-X31  SEE NOTE 10 LEAD FREE OPTION	E	P07	P07
	D	P07	P07
	C	P07	P07
	B	P07	P07
	A	P07	P07

METRAL P/N	ROW	CONTACT CODE MOD. I	
		1	2
89099-X35  SEE NOTE 10 LEAD FREE OPTION	E	P08	P08
	D	P08	P08
	C	P08	P08
	B	P08	P08
	A	P08	P08

METRAL P/N	ROW	CONTACT CODE MOD. I	
		1	2
89099-X39  SEE NOTE 10 LEAD FREE OPTION	E	P03	P03
	D	P01	P01
	C	P01	P01
	B	P01	P01
	A	P01	P01

METRAL P/N	ROW	CONTACT CODE MOD. I	
		1	2
89099-X43  SEE NOTE 10 LEAD FREE OPTION	E	P03	P03
	D	P03	P03
	C	P03	P03
	B	P02	P02
	A	P02	P02

METRAL P/N	ROW	CONTACT CODE MOD. I	
		1	2
89099-X27  SEE NOTE 10 LEAD FREE OPTION	E	P04	P04
	D	P04	P04
	C	P04	P04
	B	P04	P04
	A	P06	P06

METRAL P/N	ROW	CONTACT CODE MOD. I	
		1	2
89099-X32  SEE NOTE 10 LEAD FREE OPTION	E	P07	P07
	D	P07	P07
	C	P07	P07
	B	P09	P09
	A	P07	P07

METRAL P/N	ROW	CONTACT CODE MOD. I	
		1	2
89099-X36  SEE NOTE 10 LEAD FREE OPTION	E	P07	P07
	D	P07	P07
	C	P08	P08
	B	P08	P08
	A	P09	P09

METRAL P/N	ROW	CONTACT CODE MOD. I	
		1	2
89099-X40  SEE NOTE 10 LEAD FREE OPTION	E	P02	P02
	D	P01	P01
	C	P02	P02
	B	P01	P01
	A	P02	P02

METRAL P/N	ROW	CONTACT CODE MOD. I	
		1	2
89099-X44  SEE NOTE 10 LEAD FREE OPTION	E	P03	P03
	D	P03	P03
	C	P03	P03
	B	P16	P16
	A	P03	P03



Copyright FCI.

spec ref	*	dr	Terran Huang	2010/07/08	projection		size	A4	scale	1:1
tolerance std	TOLERANCES UNLESS OTHERWISE SPECIFIED	eng	Andy Lu	2013/10/22			mm	ecn no	ELX-DG-16119-1	
ISO 406 ISO 1101		chr	Sun Richard	2013/10/24					rel level	Released
surface	3.200 linear	appr	Pei-Ming Zheng	2013/10/24	product family	METRAL		rev		
ISO 1302	angular 0° ±2°			title METRAL POWER HEADER 1 MOD, 5 ROW PRESS-FIT		dwg no 89099	Product - Customer Drw		sheet 4 of 6	

1

2

3

4



Copyright FCI.

METRAL P/N	ROW	CONTACT CODE MOD. I	
		1	2
89099-X45 SEE NOTE 10 LEAD FREE OPTION	E	P03	P03
	D	P02	P02
	C	P17	P17
	B	P17	P17
	A	P17	P17

METRAL P/N	ROW	CONTACT CODE MOD. I	
		1	2
89099-X49 SEE NOTE 10 LEAD FREE OPTION	E	P02	P02
	D	P03	P03
	C	P03	P03
	B	P03	P03
	A	P02	P02

METRAL P/N	ROW	CONTACT CODE MOD. I	
		1	2
89099-X53 SEE NOTE 10 LEAD FREE OPTION	E	P05	P05
	D	P05	P05
	C	P06	P06
	B	P04	P04
	A	P04	P04

METRAL P/N	ROW	CONTACT CODE MOD. I	
		1	2
89099-X57 SEE NOTE 10 LEAD FREE OPTION	E	P03	P03
	D	P01	P01
	C	P01	P01
	B	P01	P01
	A	P03	P03

METRAL P/N	ROW	CONTACT CODE MOD. I	
		1	2
89099-X61 SEE NOTE 10 LEAD FREE OPTION	E	P03	P03
	D	P03	P03
	C	P02	P02
	B	P01	P01
	A	P01	P01

METRAL P/N	ROW	CONTACT CODE MOD. I	
		1	2
89099-X46 SEE NOTE 10 LEAD FREE OPTION	E	P03	P03
	D	P03	P03
	C	P01	P01
	B	P03	P03
	A	P01	P01

METRAL P/N	ROW	CONTACT CODE MOD. I	
		1	2
89099-X50 SEE NOTE 10 LEAD FREE OPTION	E	P01	P01
	D	P01	P01
	C	P03	P03
	B	P01	P01
	A	P01	P01

METRAL P/N	ROW	CONTACT CODE MOD. I	
		1	2
89099-X54 SEE NOTE 10 LEAD FREE OPTION	E	P02	P02
	D	P02	P02
	C	P03	P03
	B	P01	P01
	A	P01	P01

METRAL P/N	ROW	CONTACT CODE MOD. I	
		1	2
89099-X58 SEE NOTE 10 LEAD FREE OPTION	E	P01	P01
	D	P03	P03
	C	P01	P01
	B	P03	P03
	A	P01	P01

METRAL P/N	ROW	CONTACT CODE MOD. I	
		1	2
89099-X62 SEE NOTE 10 LEAD FREE OPTION	E	P06	P06
	D	P05	P05
	C	P05	P05
	B	P06	P06
	A	P05	P05

METRAL P/N	ROW	CONTACT CODE MOD. I	
		1	2
89099-X47 SEE NOTE 10 LEAD FREE OPTION	E	P01	P01
	D	P01	P01
	C	P02	P02
	B	P03	P03
	A	P02	P02

METRAL P/N	ROW	CONTACT CODE MOD. I	
		1	2
89099-X51 SEE NOTE 10 LEAD FREE OPTION	E	P01	P01
	D	P01	P01
	C	P16	P16
	B	P01	P01
	A	P01	P01

METRAL P/N	ROW	CONTACT CODE MOD. I	
		1	2
89099-X55 SEE NOTE 10 LEAD FREE OPTION	E	P02	P02
	D	P02	P02
	C	P02	P02
	B	P03	P03
	A	P03	P03

METRAL P/N	ROW	CONTACT CODE MOD. I	
		1	2
89099-X59 SEE NOTE 10 LEAD FREE OPTION	E	P16	P16
	D	P03	P03
	C	P03	P03
	B	P03	P03
	A	P03	P03

METRAL P/N	ROW	CONTACT CODE MOD. I	
		1	2
89099-X63 SEE NOTE 10 LEAD FREE OPTION	E	P01	P01
	D	P02	P02
	C	P01	P01
	B	P02	P02
	A	P03	P03

METRAL P/N	ROW	CONTACT CODE MOD. I	
		1	2
89099-X48 SEE NOTE 10 LEAD FREE OPTION	E	P04	P04
	D	P04	P04
	C	P06	P06
	B	P04	P04
	A	P04	P04

METRAL P/N	ROW	CONTACT CODE MOD. I	
		1	2
89099-X52 SEE NOTE 10 LEAD FREE OPTION	E	P03	P03
	D	P02	P02
	C	P03	P03
	B	P03	P03
	A	P03	P03

METRAL P/N	ROW	CONTACT CODE MOD. I	
		1	2
89099-X56 SEE NOTE 10 LEAD FREE OPTION	E	P05	P05
	D	P05	P05
	C	P05	P05
	B	P05	P05
	A	P04	P04

METRAL P/N	ROW	CONTACT CODE MOD. I	
		1	2
89099-X60 SEE NOTE 10 LEAD FREE OPTION	E	P01	P01
	D	P01	P01
	C	P03	P03
	B	P03	P03
	A	P01	P01

METRAL P/N	ROW	CONTACT CODE MOD. I	
		1	2
89099-X64 SEE NOTE 10 LEAD FREE OPTION	E	P02	P02
	D	P02	P02
	C	P01	P01
	B	P03	P03
	A	P01	P01

spec ref	*	dr	Terran Huang	2010/07/08	projection	mm	size	A4	scale	1:1
tolerance std	TOLERANCES UNLESS OTHERWISE SPECIFIED	eng	Andy Lu	2013/10/22			ecn no	ELX-DG-16119-1		
ISO 406		chr	Sun Richard	2013/10/24				rel level	Released	
ISO 1101		appr	Pei-Ming Zheng	2013/10/24	product family		METRAL		rev	
surface	3.200 inear			title		METRAL POWER HEADER		dwg no	89099	
	0.X ±0.3	www.fci.com		1 MOD, 5 ROW PRESS-FIT		Product - Customer Drw		rev	AW	
	0.XX ±0.13	cat. no.		-		sheet 5 of 6				
	0.XXX ±0.051									
	angular 0° ±2°									

ProjE File - REV C - 2009-06-09



Copyright FCI.

METRAL P/N	ROW	CONTACT CODE MOD. I	
		1	2
89099-X65 SEE NOTE 10 LEAD FREE OPTION	E	P17	P17
	D	P03	P03
	C	P03	P03
	B	P03	P03
	A	P03	P03

METRAL P/N	ROW	CONTACT CODE MOD. I	
		1	2
89099-X69 ----- 89099-X69LF	E	P03	P03
	D	P16	P16
	C	P16	P16
	B	P16	P16
	A	P03	P03

METRAL P/N	ROW	CONTACT CODE MOD. I	
		1	2
89099-X66 ----- 89099-X66LF	E	P17	P17
	D	P17	P17
	C	P02	P02
	B	P02	P02
	A	P17	P17

METRAL P/N	ROW	CONTACT CODE MOD. I	
		1	2
89099-X70 ----- 89099-X70LF	E	P01	P01
	D	P03	P01
	C	P03	P03
	B	P03	P03
	A	P03	P02

METRAL P/N	ROW	CONTACT CODE MOD. I	
		1	2
89099-X67 ----- 89099-X67LF	E	P01	P01
	D	P02	P02
	C	P02	P02
	B	P03	P03
	A	P03	P03

METRAL P/N	ROW	CONTACT CODE MOD. I	
		1	2
89099-X71 ----- 89099-X71LF	E	P03	P03
	D	P03	P03
	C	P03	P02
	B	P03	P02
	A	P03	P03

METRAL P/N	ROW	CONTACT CODE MOD. I	
		1	2
89099-X68 ----- 89099-X68LF	E	P01	P01
	D	P02	P02
	C	P02	P02
	B	P02	P02
	A	P03	P03

METRAL P/N	ROW	CONTACT CODE MOD. I	
		1	2
89099-X72 ----- 89099-X72LF	E	P01	P01
	D	P02	P02
	C	P16	P16
	B	-	-
	A	P02	P02

- NOTES:
- FOR DIM A AND B SEE SHEET 2 AND UP.
  - BODY MATERIAL: LIQUID CRYSTAL POLYMER 30 % GLASS. FLAME RETARDANT ACC. UL 94-V0.
  - PIN MATERIAL: PHOSPHOR BRONZE.
  - PLATING ON PRESS-FIT TAIL:  
89099 -XXX IS SnPb  
89099-XXYLF IS SN (LEAD FREE)  
PLATING ON CONTACT AREA CONFORMS TO PERFORMANCE LEVEL SHOWN IN TABLE.
  - PRODUCT MARKING:  
PART NUMBER DESIGNATION & BATCH I.D.
  - ALL PRODUCTS WITH PART NUMBERS SHOWN IN SUBSEQUENT TABLES WILL BE PACKAGED IN TUBES. IF TRAY PACKAGING IS REQUIRED, A SUFFIX "P" WILL BE ADDED TO THE END OF THE PART NUMBER. EXAMPLE: XXXXX-XXXP OR XXXXX-XXXPLF
  - PRODUCT SPECIFICATION GS-12-180 APPLICATION SPECIFICATION BUS-20-075
  - AFTER INSERTION INTO CIRCUIT BOARD WITH QUALIFIED TOOL.
  - THE PRODUCTS WHERE THE PART NUMBER ENDS IN LF MEET THE EUROPEAN UNION DIRECTIVES AND OTHER COUNTRY REGULATIONS AS DESCRIBED IN GS-22-008.
  - FOR LEAD FREE PART NUMBERS, ADD AN "LF" SUFFIX. EXAMPLE: 89099-X01LF
  - ALL PRODUCTS WILL WITHSTAND EXPOSURE TO 260°C FOR 60 SECONDS IN CONVECTION, INFAR-RED OR VAPOR PHASE REFLOW OVEN.

spec ref	*	dr	Terran Huang	2010/07/08	projection	mm	size	A4	scale	1:1
tolerance std	TOLERANCES UNLESS OTHERWISE SPECIFIED	eng	Andy Lu	2013/10/22			ecn no		ELX-DG-16119-1	
ISO 406		chr	Sun Richard	2013/10/24			product family		METRAL	
ISO 1101		appr	Pei-Ming Zheng	2013/10/24	product family		METRAL		rel level	Released
surface	3.200 linear			title		METRAL POWER HEADER		dwg no		89099
	0.X ±0.3	www.fci.com		I MOD, 5 ROW PRESS-FIT				rev		AW
	0.XX ±0.13			cat. no.		-		Product - Customer Drw		sheet 6 of 6
	0.XXX ±0.051									
	angular 0° ±2°									

Компания «Life Electronics» занимается поставками электронных компонентов импортного и отечественного производства от производителей и со складов крупных дистрибьюторов Европы, Америки и Азии.

С конца 2013 года компания активно расширяет линейку поставок компонентов по направлению коаксиальный кабель, кварцевые генераторы и конденсаторы (керамические, пленочные, электролитические), за счёт заключения дистрибьюторских договоров

Мы предлагаем:

- Конкурентоспособные цены и скидки постоянным клиентам.
- Специальные условия для постоянных клиентов.
- Подбор аналогов.
- Поставку компонентов в любых объемах, удовлетворяющих вашим потребностям.
- Приемлемые сроки поставки, возможна ускоренная поставка.
- Доставку товара в любую точку России и стран СНГ.
- Комплексную поставку.
- Работу по проектам и поставку образцов.
- Формирование склада под заказчика.
- Сертификаты соответствия на поставляемую продукцию (по желанию клиента).
- Тестирование поставляемой продукции.
- Поставку компонентов, требующих военную и космическую приемку.
- Входной контроль качества.
- Наличие сертификата ISO.

В составе нашей компании организован Конструкторский отдел, призванный помогать разработчикам, и инженерам.

Конструкторский отдел помогает осуществить:

- Регистрацию проекта у производителя компонентов.
- Техническую поддержку проекта.
- Защиту от снятия компонента с производства.
- Оценку стоимости проекта по компонентам.
- Изготовление тестовой платы монтаж и пусконаладочные работы.



Тел: +7 (812) 336 43 04 (многоканальный)

Email: [org@lifeelectronics.ru](mailto:org@lifeelectronics.ru)