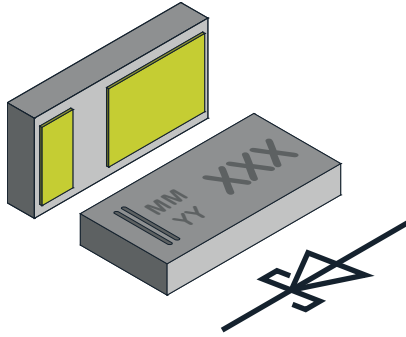


## Schottky Rectifier Surface Mount FlipKY® Gen 2



### FEATURES

- Schottky diode for high-speed switching
- Very low dimensions - 1.6 mm x 0.8 mm x 0.31 mm
- 2.0 A forward current
- Low forward voltage drop (typ. 500 mV at 2.0 A)
- Low reverse current (< 20  $\mu$ A at 10 V)
- Commercial grade
- Material categorization:  
for definitions of compliance please see [www.vishay.com/doc?99912](http://www.vishay.com/doc?99912)



### MECHANICAL DATA

Case: CLP1608-2L

Int. construction: single

PARTS TABLE							
PART	ORDERING CODE	INTERNAL CONSTRUCTION	PACKAGE NAME	TYPE CODE	WEIGHT	TAPED UNITS PER REEL (8 mm TAPE ON 7" REEL)	MINIMUM ORDER QUANTITY
VSKY20301608	VSKY20301608-G4-08	Single diode	CLP1608-2L	103	0.840 mg	5000	5000

ABSOLUTE MAXIMUM RATINGS ( $T_{amb} = 25\text{ }^{\circ}\text{C}$ , unless otherwise specified)					
PARAMETER	TEST CONDITION	SYMBOL	VALUE	UNIT	
Maximum repetitive peak reverse voltage		$V_{RRM}$	30	V	
Maximum average forward rectified current	$V_F = 0.5\text{ V}$ , $R_{th} = 100\text{ K/W}$	$I_{F(AV)}$	2	A	
Peak forward surge current	8.3 ms single half sine-wave	$I_{FSM}$	28	A	
Power dissipation	On FR-4 board 50 mm x 50 mm 35 $\mu$ m Cu single sided	$P_{tot}$	1000	mW	

THERMAL CHARACTERISTICS ( $T_{amb} = 25\text{ }^{\circ}\text{C}$ , unless otherwise specified)					
PARAMETER	TEST CONDITION	SYMBOL	VALUE	UNIT	
Thermal resistance junction to ambient air	On FR-4 board 50 mm x 50 mm 35 $\mu$ m Cu single sided	$R_{thJA}$	100	K/W	
Maximum operating junction temperature		$T_j$	125	$^{\circ}\text{C}$	
Storage temperature range		$T_{stg}$	-65 to +150	$^{\circ}\text{C}$	

ELECTRICAL CHARACTERISTICS ( $T_{amb} = 25\text{ }^{\circ}\text{C}$ , unless otherwise specified)						
PARAMETER	TEST CONDITION	SYMBOL	TYP.	MAX.	UNIT	
Leakage current	$V_R = 10\text{ V}$	$I_R$		20	$\mu$ A	
	$V_R = 30\text{ V}$	$I_R$		150	$\mu$ A	
Forward voltage	$I_F = 100\text{ mA}$	$V_F$	290	320	mV	
	$I_F = 1\text{ A}$	$V_F$	400	430	mV	
	$I_F = 2\text{ A}$	$V_F$	500	530	mV	
Diode capacitance	$V_R = 0\text{ V}$ , $f = 1\text{ MHz}$	$C_D$	375	pF		



**RATINGS AND CHARACTERISTICS CURVES** ( $T_A = 25\text{ }^\circ\text{C}$  unless otherwise noted)

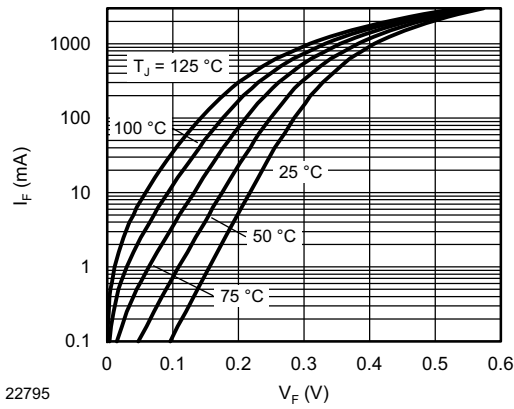


Fig. 1 - Typical Forward Current vs. Forward Voltage at Various Temperatures

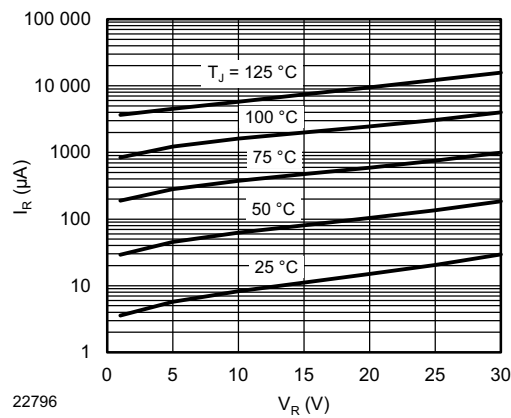


Fig. 2 - Typical Reverse Current vs. Reverse Voltage at Various Temperatures

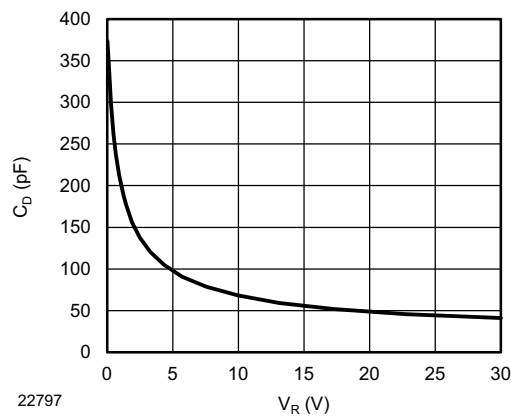
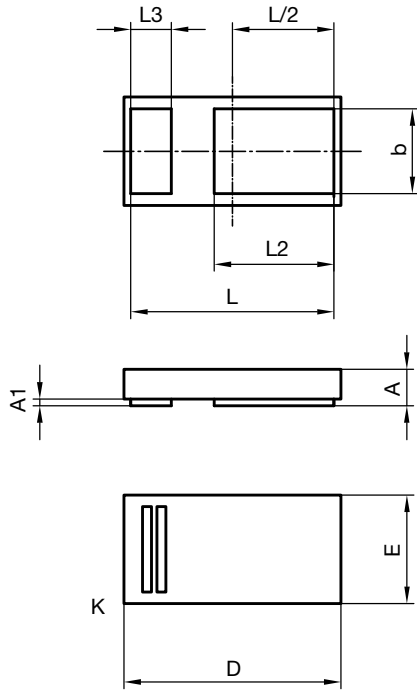


Fig. 3 - Typical Capacitance vs. Reverse Voltage

**PACKAGE DIMENSIONS** in millimeters: **CLP1608-2L**


		A	A1	b	D	E	L	L2	L3
mm	min.	0.25		0.58	1.6 nom.	0.8 nom.	1.42	0.85	0.25
	max.	0.31	0.02	0.65			1.52	0.93	0.33

Document no.: S8-V-3906.04-033 (4)

Created - Date: 10. Feb. 2014

Rev.1 - Date: 27. March 2015

22739

**Footprint and soldering recommendation:**

 please see Application Note: [www.vishay.com/doc?85917](http://www.vishay.com/doc?85917)



## Disclaimer

ALL PRODUCT, PRODUCT SPECIFICATIONS AND DATA ARE SUBJECT TO CHANGE WITHOUT NOTICE TO IMPROVE RELIABILITY, FUNCTION OR DESIGN OR OTHERWISE.

Vishay Intertechnology, Inc., its affiliates, agents, and employees, and all persons acting on its or their behalf (collectively, "Vishay"), disclaim any and all liability for any errors, inaccuracies or incompleteness contained in any datasheet or in any other disclosure relating to any product.

Vishay makes no warranty, representation or guarantee regarding the suitability of the products for any particular purpose or the continuing production of any product. To the maximum extent permitted by applicable law, Vishay disclaims (i) any and all liability arising out of the application or use of any product, (ii) any and all liability, including without limitation special, consequential or incidental damages, and (iii) any and all implied warranties, including warranties of fitness for particular purpose, non-infringement and merchantability.

Statements regarding the suitability of products for certain types of applications are based on Vishay's knowledge of typical requirements that are often placed on Vishay products in generic applications. Such statements are not binding statements about the suitability of products for a particular application. It is the customer's responsibility to validate that a particular product with the properties described in the product specification is suitable for use in a particular application. Parameters provided in datasheets and/or specifications may vary in different applications and performance may vary over time. All operating parameters, including typical parameters, must be validated for each customer application by the customer's technical experts. Product specifications do not expand or otherwise modify Vishay's terms and conditions of purchase, including but not limited to the warranty expressed therein.

Except as expressly indicated in writing, Vishay products are not designed for use in medical, life-saving, or life-sustaining applications or for any other application in which the failure of the Vishay product could result in personal injury or death. Customers using or selling Vishay products not expressly indicated for use in such applications do so at their own risk. Please contact authorized Vishay personnel to obtain written terms and conditions regarding products designed for such applications.

No license, express or implied, by estoppel or otherwise, to any intellectual property rights is granted by this document or by any conduct of Vishay. Product names and markings noted herein may be trademarks of their respective owners.

## Material Category Policy

**Vishay Intertechnology, Inc. hereby certifies that all its products that are identified as RoHS-Compliant fulfill the definitions and restrictions defined under Directive 2011/65/EU of The European Parliament and of the Council of June 8, 2011 on the restriction of the use of certain hazardous substances in electrical and electronic equipment (EEE) - recast, unless otherwise specified as non-compliant.**

**Please note that some Vishay documentation may still make reference to RoHS Directive 2002/95/EC. We confirm that all the products identified as being compliant to Directive 2002/95/EC conform to Directive 2011/65/EU.**

**Vishay Intertechnology, Inc. hereby certifies that all its products that are identified as Halogen-Free follow Halogen-Free requirements as per JEDEC JS709A standards. Please note that some Vishay documentation may still make reference to the IEC 61249-2-21 definition. We confirm that all the products identified as being compliant to IEC 61249-2-21 conform to JEDEC JS709A standards.**

Компания «Life Electronics» занимается поставками электронных компонентов импортного и отечественного производства от производителей и со складов крупных дистрибьюторов Европы, Америки и Азии.

С конца 2013 года компания активно расширяет линейку поставок компонентов по направлению коаксиальный кабель, кварцевые генераторы и конденсаторы (керамические, пленочные, электролитические), за счёт заключения дистрибьюторских договоров

Мы предлагаем:

- Конкурентоспособные цены и скидки постоянным клиентам.
- Специальные условия для постоянных клиентов.
- Подбор аналогов.
- Поставку компонентов в любых объемах, удовлетворяющих вашим потребностям.
- Приемлемые сроки поставки, возможна ускоренная поставка.
- Доставку товара в любую точку России и стран СНГ.
- Комплексную поставку.
- Работу по проектам и поставку образцов.
- Формирование склада под заказчика.
- Сертификаты соответствия на поставляемую продукцию (по желанию клиента).
- Тестирование поставляемой продукции.
- Поставку компонентов, требующих военную и космическую приемку.
- Входной контроль качества.
- Наличие сертификата ISO.

В составе нашей компании организован Конструкторский отдел, призванный помогать разработчикам, и инженерам.

Конструкторский отдел помогает осуществить:

- Регистрацию проекта у производителя компонентов.
- Техническую поддержку проекта.
- Защиту от снятия компонента с производства.
- Оценку стоимости проекта по компонентам.
- Изготовление тестовой платы монтаж и пусконаладочные работы.



Тел: +7 (812) 336 43 04 (многоканальный)  
Email: [org@lifeelectronics.ru](mailto:org@lifeelectronics.ru)