
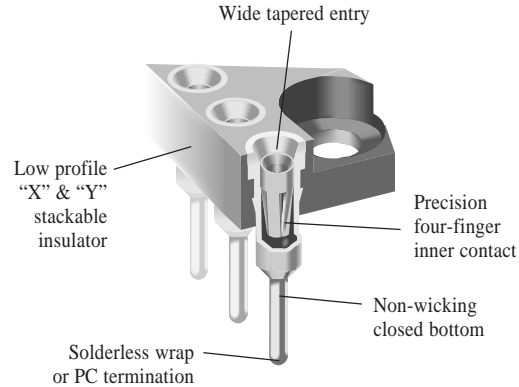


500 Series *DIP Socket with Four-Fingered Contact & Solid Insulator*

A




528-AG11D-ES



FEATURES:

The Thomas & Betts 500 Series Socket features a precision four-finger inner contact to produce the industry standard for high reliability screw machine sockets.

- Precision four-finger inner contact provides concentric funnel entry for easy flat and round lead insertion
- Machined (Premium Series) and stamped (Economy Series) contacts are available
- "X" & "Y" stackable
- Non-wicking, closed bottom sleeve gives 100% protection against flux and solder contamination. Choice of solderless wrap or PC termination
- Accommodates 6 through 40 pin DIPS, rectangular or round leads
-  Recognized under the Component Program of Underwriters Laboratories, Inc. file no. E111362
- Beryllium copper inner contact for maximum mechanical and electrical performance
- For extreme conditions involving shock and vibration, Thomas & Betts's high retention series is available

APPLICATION DIMENSIONS:

- PCB Thickness Range: Standard .062" and .092" (1,57 and 2,34)
- PCB Hole Size Range: .035" ± .002" (0,89 ± 0,05) PC tail, .055" ± .003" (1,40 ± 0,08) solderless wrap
- IC Pin Dimension Range: .009" x .015" (0,23 x 0,38) through .011" x .020" (0,28 x 0,51) round lead, .016" to .021" (0,41 to 0,53) round lead, .105" (2,67) min. length

MATERIAL SPECIFICATIONS:

Insulator Thermoplastic polyester, UL rated 94V-0
 Sleeve Machined brass/formed copper
 Contact Beryllium copper
 Sleeve Plating Tin/lead or gold
 Contact Plating Premium or Economy Series (ES) - gold or tin/lead
 Economy Series (ESL) - low gold

Vapor Phase/IR Compatible

Thomas & Betts

PERFORMANCE SPECIFICATIONS:

MECHANICAL

Vibration Passed MIL-STD-1344, Method 2005.1, Condition II, 10 G's
 Shock Passed MIL-STD-1344, Method 2004.1, Condition C, 100 G's
 Durability Passed MIL-STD-1344, Method 2016
 Normal Force 125 Grams (4.4 oz.) average with .018" (0,46) dia. polished steel pin (Premium Series)
 200 Grams (7.1 oz.) average with .018" (0,46) dia. polished steel pin (Economy Series)
 Inner Contact Retention
 in Sleeve 7.5 Lbs. per line average
 Sleeve Retention
 in Plastic 3.0 Lbs. per line minimum
 Solderability Passed MIL-STD-202F, Method 208
 Insertion Force Premium - 134 Grams (4.7 oz.) average with a .018" (0,46) dia. polished steel pin
 Economy - 179 Grams (6.3 oz.) average with a .018" (0,46) dia. polished steel pin
 Withdrawal Force 63 Grams (2.2 oz.) average with a .018" (0,46) (Premium and Economy) dia. polished steel pin

ELECTRICAL

Contact Resistance 10 Milliohms max.
 Contact Rating 3 Amps
 Capacitance 1.0 pF per MIL-STD-202, Method 305 (contact to contact)
 Insulation Resistance 5,000 Megohms min. @ 500 VDC per MIL-STD-1344, Method 3003.1
 Dielectric Withstanding
 Voltage 1,000 Volts RMS per MIL-STD-1344, Method 3001.1

ENVIRONMENTAL

Humidity Passed MIL-STD-1344, Method 1002.2, Cond. II
 Thermal Shock Passed MIL-STD-1344, Method 1003.1, Cond. A
 Operation Temperature .. Gold inner contact -55°C to +125°C,
 Tin/lead inner contact -55°C to +105°C

DIP Socket with Four-Fingered Contact & Solid Insulator 500 Series

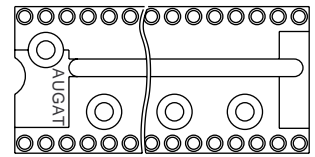


Figure 2

STANDARD CONFIGURATIONS

| Number of Contacts | A | B* | C | Number of Contacts | A | B* | C |
|--------------------|---------------|--------------|--------------|--------------------|---------------|--------------|--------------|
| 6 | .300 (7,62) | .300 (7,62) | .400 (10,16) | 24 | 1.200 (30,48) | .400 (10,16) | .500 (12,70) |
| 8 | .400 (10,16) | | | 24 | 1.200 (30,48) | .600 (15,24) | .700 (45,72) |
| 14 | .700 (17,78) | | | 28 | 1.400 (35,56) | | |
| 16 | .800 (20,32) | | | 32 | 1.600 (40,64) | | |
| 18 | .900 (22,86) | | | 36 | 1.800 (47,72) | | |
| 20 | 1.000 (25,40) | | | 40 | 2.000 (50,80) | | |
| 22 | 1.150 (29,21) | .400 (10,16) | .500 (12,70) | | | | |

* Dimension B ± .005 (0,13)

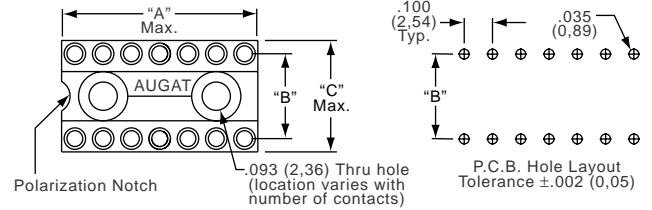
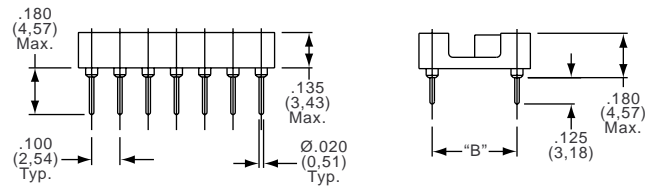


Figure 1



PART NUMBERS

| Economy Series | Premium | Figure | Position | Centerline | Contact | Sleeve | Economy Series | Premium | Figure | Position | Centerline | Contact | Sleeve |
|----------------|-----------|--------|----------|--------------|----------|----------|---|-----------|--------|----------|--------------|----------|----------|
| 506-AG10D-ES | 506-AG10D | 1 | 6 | .300 (7,62) | Gold | Gold | 524-AG65D-ES | 524-AG65D | 2 | 24 | .400 (10,16) | Gold | Gold |
| 506-AG10D-ESL | | | 6 | | Low Gold | Gold | 524-AG65D-ESL | | | 24 | | Low Gold | Gold |
| 506-AG11D-ES | 506-AG11D | | 6 | | Gold | Tin/Lead | 524-AG66D-ES | 524-AG66D | | 24 | | Gold | Tin/Lead |
| 506-AG11D-ESL | | | 6 | | Low Gold | Tin/Lead | 524-AG66D-ESL | | | 24 | | Low Gold | Tin/Lead |
| 506-AG12D-ES | 506-AG12D | | 6 | | Tin/Lead | Tin/Lead | 524-AG13D-ES | 524-AG13D | | 24 | | Tin/Lead | Tin/Lead |
| | | | | | | | | | | | | | |
| 508-AG10D-ES | 508-AG10D | 1 | 8 | .300 (7,62) | Gold | Gold | 524-AG10D-ES | 524-AG10D | 2 | 24 | .600 (15,24) | Gold | Gold |
| 508-AG10D-ESL | | | 8 | | Low Gold | Gold | 524-AG10D-ESL | | | 24 | | Low Gold | Gold |
| 508-AG11D-ES | 508-AG11D | | 8 | | Gold | Tin/Lead | 524-AG11D-ES | 524-AG11D | | 24 | | Gold | Tin/Lead |
| 508-AG11D-ESL | | | 8 | | Low Gold | Tin/Lead | 524-AG11D-ESL | | | 24 | | Low Gold | Tin/Lead |
| 508-AG12D-ES | 508-AG12D | | 8 | | Tin/Lead | Tin/Lead | 524-AG12D-ES | 524-AG12D | | 24 | | Tin/Lead | Tin/Lead |
| | | | | | | | | | | | | | |
| 514-AG10D-ES | 514-AG10D | 1 | 14 | .300 (7,62) | Gold | Gold | 528-AG10D-ES | 528-AG10D | 2 | 28 | .600 (15,24) | Gold | Gold |
| 514-AG10D-ESL | | | 14 | | Low Gold | Gold | 528-AG10D-ESL | | | 28 | | Low Gold | Gold |
| 514-AG11D-ES | 514-AG11D | | 14 | | Gold | Tin/Lead | 528-AG11D-ES | 528-AG11D | | 28 | | Gold | Tin/Lead |
| 514-AG11D-ESL | | | 14 | | Low Gold | Tin/Lead | 528-AG11D-ESL | | | 28 | | Low Gold | Tin/Lead |
| 514-AG12D-ES | 514-AG12D | | 14 | | Tin/Lead | Tin/Lead | 528-AG12D-ES | 528-AG12D | | 28 | | Tin/Lead | Tin/Lead |
| | | | | | | | | | | | | | |
| 516-AG10D-ES | 516-AG10D | 1 | 16 | .300 (7,62) | Gold | Gold | 532-AG10D-ES | 532-AG10D | 2 | 32 | .600 (15,24) | Gold | Gold |
| 516-AG10D-ESL | | | 16 | | Low Gold | Gold | 532-AG10D-ESL | | | 32 | | Low Gold | Gold |
| 516-AG11D-ES | 516-AG11D | | 16 | | Gold | Tin/Lead | 532-AG11D-ES | 532-AG11D | | 32 | | Gold | Tin/Lead |
| 516-AG11D-ESL | | | 16 | | Low Gold | Tin/Lead | 532-AG11D-ESL | | | 32 | | Low Gold | Tin/Lead |
| 516-AG12D-ES | 516-AG12D | | 16 | | Tin/Lead | Tin/Lead | 532-AG12D-ES | 532-AG12D | | 32 | | Tin/Lead | Tin/Lead |
| | | | | | | | | | | | | | |
| 518-AG10D-ES | 518-AG10D | 1 | 18 | .300 (7,62) | Gold | Gold | 536-AG10D-ES | 536-AG10D | 2 | 36 | .600 (15,24) | Gold | Gold |
| 518-AG10D-ESL | | | 18 | | Low Gold | Gold | 536-AG10D-ESL | | | 36 | | Low Gold | Gold |
| 518-AG11D-ES | 518-AG11D | | 18 | | Gold | Tin/Lead | 536-AG11D-ES | 536-AG11D | | 36 | | Gold | Tin/Lead |
| 518-AG11D-ESL | | | 18 | | Low Gold | Tin/Lead | 536-AG11D-ESL | | | 36 | | Low Gold | Tin/Lead |
| 518-AG12D-ES | 518-AG12D | | 18 | | Tin/Lead | Tin/Lead | 536-AG12D-ES | 536-AG12D | | 36 | | Tin/Lead | Tin/Lead |
| | | | | | | | | | | | | | |
| 520-AG10D-ES | 520-AG10D | 1 | 20 | .300 (7,62) | Gold | Gold | 540-AG10D-ES | 540-AG10D | 2 | 40 | .600 (15,24) | Gold | Gold |
| 520-AG10D-ESL | | | 20 | | Low Gold | Gold | 540-AG10D-ESL | | | 40 | | Low Gold | Gold |
| 520-AG11D-ES | 520-AG11D | | 20 | | Gold | Tin/Lead | 540-AG11D-ES | 540-AG11D | | 40 | | Gold | Tin/Lead |
| 520-AG11D-ESL | | | 20 | | Low Gold | Tin/Lead | 540-AG11D-ESL | | | 40 | | Low Gold | Tin/Lead |
| 520-AG12D-ES | 520-AG12D | | 20 | | Tin/Lead | Tin/Lead | 540-AG12D-ES | 540-AG12D | | 40 | | Tin/Lead | Tin/Lead |
| | | | | | | | | | | | | | |
| 522-AG10D-ES | 522-AG10D | 1 | 22 | .400 (10,16) | Gold | Gold | Note: Part numbers in this chart and in detail shown refer to a .125" PC Tail Pin | | | | | | |
| 522-AG10D-ESL | | | 22 | | Low Gold | Gold | | | | | | | |
| 522-AG11D-ES | 522-AG11D | | 22 | | Gold | Tin/Lead | | | | | | | |
| 522-AG11D-ESL | | | 22 | | Low Gold | Tin/Lead | | | | | | | |
| 522-AG12D-ES | 522-AG12D | | 22 | | Tin/Lead | Tin/Lead | | | | | | | |
| | | | | | | | | | | | | | |

ECONOMY AND PREMIUM SERIES - .180" PC TAIL PINS

- 5XX-AG44D-XXX - Gold contact, tin/lead sleeve
- 5XX-AG45D-XXX - Gold contact, gold sleeve
- 5XX-AG143D-XXX - Tin/lead contact, tin/lead sleeve

HIGH RETENTION SERIES

- 5XX-AG34D - Gold contact, tin/lead sleeve
- 5XX-AG33D - Gold contact, gold sleeve
- 5XX-AG138D - Tin/lead contact, tin/lead sleeve

For wire wrap sockets or 24 position on .400" (10,16) in high retention or .180 (4,57) tails, please consult factory.

Need more technical information?

Consult your Thomas & Betts sales office listed on the back cover

Thomas & Betts
1555 Lynnfield Road
Memphis, TN 38119
(901) 682-8221 FAX (901) 537-8805

Компания «Life Electronics» занимается поставками электронных компонентов импортного и отечественного производства от производителей и со складов крупных дистрибьюторов Европы, Америки и Азии.

С конца 2013 года компания активно расширяет линейку поставок компонентов по направлению коаксиальный кабель, кварцевые генераторы и конденсаторы (керамические, пленочные, электролитические), за счёт заключения дистрибьюторских договоров

Мы предлагаем:

- Конкурентоспособные цены и скидки постоянным клиентам.
- Специальные условия для постоянных клиентов.
- Подбор аналогов.
- Поставку компонентов в любых объемах, удовлетворяющих вашим потребностям.
- Приемлемые сроки поставки, возможна ускоренная поставка.
- Доставку товара в любую точку России и стран СНГ.
- Комплексную поставку.
- Работу по проектам и поставку образцов.
- Формирование склада под заказчика.
- Сертификаты соответствия на поставляемую продукцию (по желанию клиента).
- Тестирование поставляемой продукции.
- Поставку компонентов, требующих военную и космическую приемку.
- Входной контроль качества.
- Наличие сертификата ISO.

В составе нашей компании организован Конструкторский отдел, призванный помогать разработчикам, и инженерам.

Конструкторский отдел помогает осуществить:

- Регистрацию проекта у производителя компонентов.
- Техническую поддержку проекта.
- Защиту от снятия компонента с производства.
- Оценку стоимости проекта по компонентам.
- Изготовление тестовой платы монтаж и пусконаладочные работы.



Тел: +7 (812) 336 43 04 (многоканальный)

Email: org@lifeelectronics.ru