




Wirewound Resistors, Molded Style, Current Shunts, Very Low Value, Four Terminal



FEATURES

- Molded four-terminal resistors for specialized applications
- Extremely low resistance values for current sensing applications
- Precision resistance tolerance
- Low temperature coefficients
- Complete welded construction



STANDARD ELECTRICAL SPECIFICATIONS					
GLOBAL MODEL	HISTORICAL MODEL	POWER RATING ⁽¹⁾ <i>P</i> _{25 °C} W	RESISTANCE RANGE Ω	TOLERANCE ± %	WEIGHT (typical) g
SPU050	SPU-50	1	0.001 to 0.060	1	2.5
SPU051	SPU-51	2	0.001 to 0.060	1	3.7
SPU052	SPU-52	4	0.001 to 0.200	1	4.8
SPU053	SPU-53	5	0.010 to 0.500	1	10.8

Notes

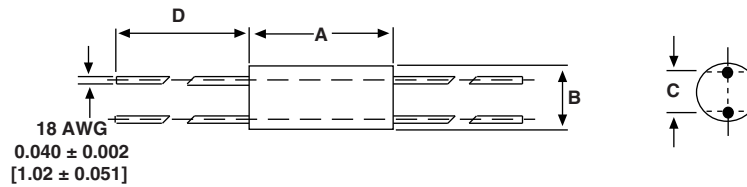
- Standard resistance tolerances available are 0.5 %, 1.0 %, 3.0 %, and 5.0 %.
- ⁽¹⁾ Wattage rating is limited to 25 A maximum

TECHNICAL SPECIFICATIONS		
PARAMETER	UNIT	SPU MOLDED STYLE RESISTOR CHARACTERISTICS
Temperature Coefficient	ppm/°C	± 100 (- 10 °C to + 80 °C)
Dielectric Withstanding Voltage	V _{AC}	500 minimum
Short Time Overload	-	5 x power for 5 s, limited to 25 A maximum
Maximum Working Voltage	V	(<i>P</i> x <i>R</i>) ^{1/2}
Insulation Resistance	Ω	10 000 MΩ minimum dry
Operating Temperature Range	°C	SPU050 and SPU051 = - 55 to + 175, SPU052 and SPU053 = - 55 to + 275

GLOBAL PART NUMBER INFORMATION				
Global Part Numbering example: SPU052R10000FD				
S	P	U	0	5
2	R	1	0	0
0	0	0	F	D
GLOBAL MODEL	RESISTANCE VALUE	TOLERANCE CODE	PACKAGING	SPECIAL
SPU050 SPU051 SPU052 SPU053	L = mΩ (below 0.01 Ω) R = Decimal 5L0000 = 0.005 Ω R10000 = 0.10 Ω	D = ± 0.5 % F = ± 1.0 % H = ± 3.0 % J = ± 5.0 %	E ⁽²⁾ = Lead (Pb)-free, bulk D = Tin/lead, bulk	(Dash Number) (up to 2 digits) From 1 to 99 as applicable
Historical Part Numbering example: SPU-52 0.1 Ω 1 % S51				
SPU-52	0.100 Ω	1 %	S51	
HISTORICAL MODEL	RESISTANCE VALUE	TOLERANCE CODE	PACKAGING	

Note

- ⁽²⁾ Lead (Pb)-free termination

DIMENSIONS in inches [millimeters]


GLOBAL MODEL	DIMENSIONS in inches [millimeters]			
	A	B	C	D
SPU050	0.660 ± 0.010 [16.76 ± 0.25]	0.312 ± 0.010 [7.92 ± 0.25]	0.200 ± 0.015 [5.08 ± 0.38]	1.000 + 0.25 - 0.125 [25.40 + 6.35 - 3.17]
SPU051	0.790 ± 0.010 [20.06 ± 0.25]	0.375 ± 0.010 [9.52 ± 0.25]	0.200 ± 0.015 [5.08 ± 0.38]	1.000 + 0.25 - 0.125 [25.40 + 6.35 - 3.17]
SPU052	1.000 ± 0.010 [25.40 ± 0.25]	0.375 ± 0.010 [9.52 ± 0.25]	0.125 ± 0.015 [3.17 ± 0.38]	1.000 minimum [25.40 minimum]
SPU053	1.870 ± 0.010 [47.50 ± 0.25]	0.437 ± 0.010 [11.10 ± 0.25]	0.125 ± 0.015 [3.17 ± 0.38]	1.000 minimum [25.40 minimum]

MATERIAL SPECIFICATIONS

Element: Nickel-chromium alloy or copper-manganese alloy, depending on resistance value

Molding Material: SPU050/051 thermo-set epoxy
SPU052/053 thermo-set silicone

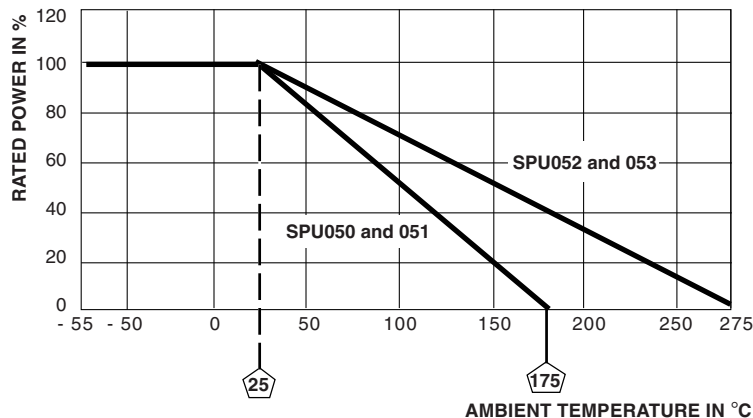
Standard Terminals: SPU050/051: 100 % Sn or 60/40 Sn/Pb coated Copperweld®

SPU052/053: 100 % Sn or 60/40 Sn/Pb coated copper

Part Marking: DALE, model, wattage, value, tolerance, date code

AMBIENT TEMPERATURE DERATING

Derating is required for ambient temperature above 25 °C per the following graph

DERATING




Disclaimer

ALL PRODUCT, PRODUCT SPECIFICATIONS AND DATA ARE SUBJECT TO CHANGE WITHOUT NOTICE TO IMPROVE RELIABILITY, FUNCTION OR DESIGN OR OTHERWISE.

Vishay Intertechnology, Inc., its affiliates, agents, and employees, and all persons acting on its or their behalf (collectively, "Vishay"), disclaim any and all liability for any errors, inaccuracies or incompleteness contained in any datasheet or in any other disclosure relating to any product.

Vishay makes no warranty, representation or guarantee regarding the suitability of the products for any particular purpose or the continuing production of any product. To the maximum extent permitted by applicable law, Vishay disclaims (i) any and all liability arising out of the application or use of any product, (ii) any and all liability, including without limitation special, consequential or incidental damages, and (iii) any and all implied warranties, including warranties of fitness for particular purpose, non-infringement and merchantability.

Statements regarding the suitability of products for certain types of applications are based on Vishay's knowledge of typical requirements that are often placed on Vishay products in generic applications. Such statements are not binding statements about the suitability of products for a particular application. It is the customer's responsibility to validate that a particular product with the properties described in the product specification is suitable for use in a particular application. Parameters provided in datasheets and/or specifications may vary in different applications and performance may vary over time. All operating parameters, including typical parameters, must be validated for each customer application by the customer's technical experts. Product specifications do not expand or otherwise modify Vishay's terms and conditions of purchase, including but not limited to the warranty expressed therein.

Except as expressly indicated in writing, Vishay products are not designed for use in medical, life-saving, or life-sustaining applications or for any other application in which the failure of the Vishay product could result in personal injury or death. Customers using or selling Vishay products not expressly indicated for use in such applications do so at their own risk. Please contact authorized Vishay personnel to obtain written terms and conditions regarding products designed for such applications.

No license, express or implied, by estoppel or otherwise, to any intellectual property rights is granted by this document or by any conduct of Vishay. Product names and markings noted herein may be trademarks of their respective owners.

Material Category Policy

Vishay Intertechnology, Inc. hereby certifies that all its products that are identified as RoHS-Compliant fulfill the definitions and restrictions defined under Directive 2011/65/EU of The European Parliament and of the Council of June 8, 2011 on the restriction of the use of certain hazardous substances in electrical and electronic equipment (EEE) - recast, unless otherwise specified as non-compliant.

Please note that some Vishay documentation may still make reference to RoHS Directive 2002/95/EC. We confirm that all the products identified as being compliant to Directive 2002/95/EC conform to Directive 2011/65/EU.

Vishay Intertechnology, Inc. hereby certifies that all its products that are identified as Halogen-Free follow Halogen-Free requirements as per JEDEC JS709A standards. Please note that some Vishay documentation may still make reference to the IEC 61249-2-21 definition. We confirm that all the products identified as being compliant to IEC 61249-2-21 conform to JEDEC JS709A standards.

Компания «Life Electronics» занимается поставками электронных компонентов импортного и отечественного производства от производителей и со складов крупных дистрибьюторов Европы, Америки и Азии.

С конца 2013 года компания активно расширяет линейку поставок компонентов по направлению коаксиальный кабель, кварцевые генераторы и конденсаторы (керамические, пленочные, электролитические), за счёт заключения дистрибьюторских договоров

Мы предлагаем:

- Конкурентоспособные цены и скидки постоянным клиентам.
- Специальные условия для постоянных клиентов.
- Подбор аналогов.
- Поставку компонентов в любых объемах, удовлетворяющих вашим потребностям.
- Приемлемые сроки поставки, возможна ускоренная поставка.
- Доставку товара в любую точку России и стран СНГ.
- Комплексную поставку.
- Работу по проектам и поставку образцов.
- Формирование склада под заказчика.
- Сертификаты соответствия на поставляемую продукцию (по желанию клиента).
- Тестирование поставляемой продукции.
- Поставку компонентов, требующих военную и космическую приемку.
- Входной контроль качества.
- Наличие сертификата ISO.

В составе нашей компании организован Конструкторский отдел, призванный помогать разработчикам, и инженерам.

Конструкторский отдел помогает осуществить:

- Регистрацию проекта у производителя компонентов.
- Техническую поддержку проекта.
- Защиту от снятия компонента с производства.
- Оценку стоимости проекта по компонентам.
- Изготовление тестовой платы монтаж и пусконаладочные работы.



Тел: +7 (812) 336 43 04 (многоканальный)

Email: org@lifeelectronics.ru