

Reflective Object Sensor

OPB708, OPB709

OPB740 Series, OPB740WZ Series



Features:

- Focused for maximum sensitivity
- Phototransistor or photodarlington output
- Crosstalk does not exceed specified ICEO
- 24" (610 mm) wire length
- 26 AWG wire size

Description:

Each reflective object sensor in the **OPB708, OPB709, OPB740** through **OPB746** and **OPB740WZ** through **OPB746WZ** series consists of an infrared emitting diode and a NPN silicon phototransistor or a photodarlington. The **OPB747WZ** and **OPB748WZ** consist of a Red visible LED and a low light level rejection (R_{BE}) NPN silicon phototransistor. The Red LED allows better contrast ratio when detecting Black marks on a White surface. All these devices are mounted side-by-side on converging optical axes in a black plastic housing focusing on a small area and depth of field.

OPB7 __ WZ series are wired (UL approved wire) devices that offer various lens options, including no windows, blue polysulfone windows for dust protection or opaque aperture windows with offset openings for improved target resolution.

On each sensor included in this data sheet, the photosensor responds to radiation only when a reflective object passes within its field of view.

Custom IC(ON) current binning, special wire lengths and connectorization is available through your OPTEK rep.

Applications:

- Non-contact reflective object sensor
- Assembly line automation
- Machine automation
- Machine safety
- End of travel sensor
- Door sensor
- Thermal Paper Mark

CONTAINS POLYSULFONE
 To avoid stress cracking, we suggest using ND Industries' **Vibra-Tite** for thread-locking. **Vibra-Tite** evaporates fast without causing structural failure in OPTEK's molded plastics.
Applies to: OPB460, OPB470, OPB480, OPB490.



| Part Number | LED Peak Wavelength | Sensor | Reflection Distance Inch (mm) | Lead Length/Wire Type | |
|-------------|---------------------|---------------------|--|-----------------------|-------------------|
| OPB708 | 935 nm | Transistor | Min=0.08" [2.04mm] Typ=0.15" [3.81mm] Max=0.30" [7.62mm] | 0.150" Minimum | |
| OPB709 | | Darlington | | | |
| OPB740 | 890 nm | Transistor | | | |
| OPB741 | | | | | |
| OPB742 | | | | | |
| OPB743 | | | | | |
| OPB744 | | | | | |
| OPB745 | | | | | Darlington |
| OPB740WZ | | | | Transistor | |
| OPB741WZ | | | | | |
| OPB742WZ | | | | | |
| OPB743WZ | | | | | |
| OPB744WZ | | | | | |
| OPB745WZ | Darlington | | | | |
| OPB746WZ | 935 nm | R_{BE} Transistor | | | 24" / 26 AWG Wire |
| OPB747WZ | 645nm | | | | |
| OPB748WZ | | Transistor | | | |

General Note
 TT Electronics reserves the right to make changes in product specification without notice or liability. All information is subject to TT Electronics' own data and is considered accurate at time of going to print.

OPTEK Technology, Inc.
 1645 Wallace Drive, Carrollton, TX 75006 | Ph: +1 972 323 2200
 www.optekinc.com | www.ttelectronics.com

Reflective Object Sensor

OPB708, OPB709

OPB740 Series, OPB740WZ Series



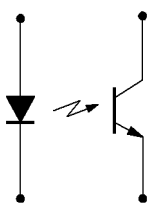
**OPB708, OPB709, OPB740, OPB741,
OPB742, OPB743, OPB744, OPB745**



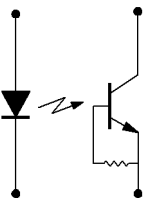
**OPB740WZ, OPB741WZ, OPB742WZ, OPB743WZ,
OPB744WZ, OPB745WZ, OPB746WZ, OPB747WZ,
OPB748WZ**



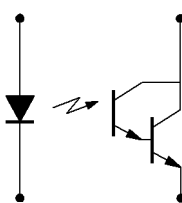
**OPB708
OPB740 thru OPB744
OPB740WZ thru OPB744WZ**



**OPB746WZ,
OPB747WZ,
OPB748WZ**



**OPB709,
OPB745,
OPB745WZ**



| Color-PIN # | LED | Color-PIN # | Transistor |
|-------------|---------|-------------|------------|
| Orange-1 | Anode | White-4 | Collector |
| Green-2 | Cathode | Blue-3 | Emitter |

Package Style

| Part Number | Lens Configuration |
|-------------|--------------------|
| OPB708 | D - No windows |
| OPB709 | D - No windows |
| OPB740 | A - No windows |
| OPB740WZ | A - No windows |
| OPB741 | B - Blue windows |
| OPB741WZ | B - Blue windows |
| OPB742 | C - Offset windows |
| OPB742WZ | C - Offset windows |
| OPB743 | A - No windows |
| OPB743WZ | A - No windows |
| OPB744 | B - Blue windows |
| OPB744WZ | B - Blue windows |
| OPB745 | C - Offset windows |
| OPB745WZ | C - Offset windows |
| OPB746WZ | B - Blue windows |
| OPB747WZ | C - Offset windows |
| OPB748WZ | C - Offset windows |

General Note

TT Electronics reserves the right to make changes in product specification without notice or liability. All information is subject to TT Electronics' own data and is considered accurate at time of going to print.

OPTEK Technology, Inc.
1645 Wallace Drive, Carrollton, TX 75006 | Ph: +1 972 323 2200
www.optekinc.com | www.ttelectronics.com

Reflective Object Sensor

OPB708, OPB709

OPB740 Series, OPB740WZ Series



| Absolute Maximum Ratings ($T_A = 25^\circ\text{C}$ unless otherwise noted) | |
|--|--|
| Operating and Storage Temperature Range OPB708, OP709, OPB740, OPB741, OPB742, OPB743, OPB744, OPB745 | -40° C to +85° C |
| OPB741WZ, OPB742WZ, OPB743WZ, OPB744WZ, OPB745WZ, OPB746WZ, OPB747WZ, OPB748WZ | -40° C to +80° C |
| Lead Soldering Temperature [1/16 inch (1.6mm) from the case for 5 sec. with soldering iron] ⁽¹⁾ | 260°C |
| Input Diode (See OP165 (935 nm), OP265 (890 nm) or OVLAS6CB8 (645 nm) for additional information) | |
| Forward DC Current | 40 mA |
| Reverse DC Voltage | 2 V |
| Power Dissipation ⁽²⁾ | 100 mW |
| Sensor Output (See OP505 (Transistor), OP705 (R_{BE} Transistor) or OP535 (Darlington) for additional Information) | |
| Collector-Emitter Voltage OPB708 OPB709 OPB740, OPB741, OPB742, OPB743, OPB744 OPB740WZ, OPB741WZ, OPB742WZ, OPB743WZ, OPB744WZ OPB748WZ OPB745 OPB745WZ OPB746WZ, OPB747WZ | 30 V 15 V 30 V 30 V 15 V 15 V 24 V |
| Emitter-Collector Voltage OPB708 through OPB745, OPB748 OPB746 through OPB747 | 5.0 V 0.4 V |
| Power Dissipation ⁽²⁾ | 100 mW |

Notes:

1. RMA flux is recommended. Duration can be extended to 10 seconds maximum when flow soldering.
2. Derate linearly 1.33 mW° C above 25° C.

| Electrical Characteristics ($T_A = 25^\circ\text{C}$ unless otherwise noted) | | | | | | |
|--|-----------------|-----|-----|-----|---------------|----------------------|
| SYMBOL | PARAMETER | MIN | TYP | MAX | UNITS | TEST CONDITIONS |
| 645 nm LED (See OVLAS6CB8 for generic information — for reference only) | | | | | | |
| V_F | Forward Voltage | - | - | 2.6 | V | $I_F = 20\text{ mA}$ |
| I_R | Reverse Current | - | - | 100 | μA | $V_R = 2\text{ V}$ |
| 890 nm LED (See OP265 for additional information — for reference only) | | | | | | |
| V_F | Forward Voltage | - | - | 1.8 | V | $I_F = 40\text{ mA}$ |
| I_R | Reverse Current | - | - | 100 | μA | $V_R = 2\text{ V}$ |
| 935 nm LED (See OP165 for additional information — for reference only) | | | | | | |
| V_F | Forward Voltage | - | - | 1.7 | V | $I_F = 40\text{ mA}$ |
| I_R | Reverse Current | - | - | 100 | μA | $V_R = 2\text{ V}$ |

General Note

TT Electronics reserves the right to make changes in product specification without notice or liability. All information is subject to TT Electronics' own data and is considered accurate at time of going to print.

OPTEK Technology, Inc.
1645 Wallace Drive, Carrollton, TX 75006 | Ph: +1 972 323 2200
www.optekinc.com | www.ttelectronics.com

Reflective Object Sensor

OPB708, OPB709

OPB740 Series, OPB740WZ Series



Electrical Characteristics ($T_A = 25^\circ\text{C}$ unless otherwise noted)

| SYMBOL | PARAMETER | MIN | TYP | MAX | UNITS | TEST CONDITIONS |
|--|--|--|---|---|---------------|--|
| Output R_{BE} Phototransistor (See OP705 for general information — for reference only) | | | | | | |
| $V_{(BR)CEO}$ | Collector-Emitter Breakdown Voltage | 24 | - | - | V | $I_C = 100\ \mu\text{A}$ |
| I_{CEO} | Collector Dark Current | - | - | 100 | nA | $V_{CE} = 10\ \text{V}, I_F = 0, E_E = 0$ |
| Output Phototransistor (See OP505 for general information — for reference only) | | | | | | |
| $V_{(BR)CEO}$ | Collector-Emitter Breakdown Voltage | 30 | - | - | V | $I_C = 100\ \mu\text{A}$ |
| $V_{(BR)ECO}$ | Emitter-Collector Breakdown Voltage | 5 | - | - | V | $I_E = 100\ \mu\text{A}$ |
| I_{CEO} | Collector Dark Current | - | - | 100 | nA | $V_{CE} = 10\ \text{V}, I_F = 0, E_E = 0$ |
| Output Photodarlington (See OP535 for general information — for reference only) | | | | | | |
| $V_{(BR)CEO}$ | Collector-Emitter Breakdown Voltage | 15 | - | - | V | $I_C = 100\ \mu\text{A}$ |
| $V_{(BR)ECO}$ | Emitter-Collector Breakdown Voltage | 5 | - | - | V | $I_E = 100\ \mu\text{A}$ |
| I_{CEO} | Collector-Emitter Dark Current OPB709, OPB745, OPB745WZ | - | - | 25 | μA | $V_{CE} = 5\ \text{V}, I_F = 0, E_E = 0$ |
| Coupled | | | | | | |
| $V_{CE(SAT)}$ | Saturation Voltage OPB708 OPB709 | - - | - - | 0.40 1.10 | V | $I_F = 40\ \text{mA}, I_C = 3\ \mu\text{A}, d = 0.15''^{(1)(2)}$ |
| $I_{C(ON)}^{(1)(2)}$ | On-State Collector Current OPB708 OPB709 OPB740, OPB740WZ OPB741, OPB741WZ OPB742, OPB742WZ OPB743, OPB743WZ OPB744, OPB744WZ OPB745, OPB745WZ OPB746WZ OPB747WZ OPB748WZ | 0.01 1.00 0.05 0.05 0.01 0.20 0.20 5.00 0.50 0.01 0.01 | - - - - - - - - - - - | 3.00 - 2.50 2.50 0.70 2.00 2.00 26.0 2.50 0.70 0.70 | mA | $V_{CE} = 5\ \text{V}, I_F = 40\ \text{mA}, d = 0.15'' (3.810\ \text{mm})$ |
| $I_{CX}^{(3)}$ | Crosstalk OPB708, OPB709, OPB740, OPB740WZ OPB741, OPB741WZ OPB742, OPB742WZ OPB743, OPB743WZ OPB744, OPB744WZ OPB745, OPB745WZ OPB746WZ OPB747WZ OPB748WZ | - - - - - - - - - - - | - - - - - - - - - - - | - 10.0 10.0 1.0 20.0 20.0 25.0 1.0 1.0 1.0 | μA | $V_{CC} = 5\ \text{V}, I_F = 40\ \text{mA}$ |

Notes:

- The distance from the assembly face to the reflective surface is "d".
- Reflective surface is Eastman Kodak (Catalog #190 3061) neutral white test card with 90% diffuse reflectance as a reflecting surface.
- Crosstalk is the photocurrent measured with current to the input diode, no reflective surface and no ambient light ($E_E = 0$).

General Note

TT Electronics reserves the right to make changes in product specification without notice or liability. All information is subject to TT Electronics' own data and is considered accurate at time of going to print.

OPTEK Technology, Inc.
1645 Wallace Drive, Carrollton, TX 75006 | Ph: +1 972 323 2200
www.optekinc.com | www.ttelectronics.com

Reflective Object Sensor

OPB708, OPB709

OPB740 Series, OPB740WZ Series



Transistor Output vs Distance



LED Forward Voltage vs Forward Current vs Temperature



Transistor Output vs Forward Current vs Temperature



General Note
 TT Electronics reserves the right to make changes in product specification without notice or liability. All information is subject to TT Electronics' own data and is considered accurate at time of going to print.

OPTEK Technology, Inc.
 1645 Wallace Drive, Carrollton, TX 75006 | Ph: +1 972 323 2200
www.optekinc.com | www.ttelectronics.com

Reflective Object Sensor

OPB708, OPB709

OPB740 Series, OPB740WZ Series



Darlington Output vs Distance



LED Forward Voltage vs Forward Current vs Temperature



Darlington Output vs Forward Current vs Temperature



General Note
TT Electronics reserves the right to make changes in product specification without notice or liability. All information is subject to TT Electronics' own data and is considered accurate at time of going to print.

OPTEK Technology, Inc.
1645 Wallace Drive, Carrollton, TX 75006 | Ph: +1 972 323 2200
www.optekinc.com | www.ttelectronics.com

Компания «Life Electronics» занимается поставками электронных компонентов импортного и отечественного производства от производителей и со складов крупных дистрибьюторов Европы, Америки и Азии.

С конца 2013 года компания активно расширяет линейку поставок компонентов по направлению коаксиальный кабель, кварцевые генераторы и конденсаторы (керамические, пленочные, электролитические), за счёт заключения дистрибьюторских договоров

Мы предлагаем:

- Конкурентоспособные цены и скидки постоянным клиентам.
- Специальные условия для постоянных клиентов.
- Подбор аналогов.
- Поставку компонентов в любых объемах, удовлетворяющих вашим потребностям.
- Приемлемые сроки поставки, возможна ускоренная поставка.
- Доставку товара в любую точку России и стран СНГ.
- Комплексную поставку.
- Работу по проектам и поставку образцов.
- Формирование склада под заказчика.
- Сертификаты соответствия на поставляемую продукцию (по желанию клиента).
- Тестирование поставляемой продукции.
- Поставку компонентов, требующих военную и космическую приемку.
- Входной контроль качества.
- Наличие сертификата ISO.

В составе нашей компании организован Конструкторский отдел, призванный помогать разработчикам, и инженерам.

Конструкторский отдел помогает осуществить:

- Регистрацию проекта у производителя компонентов.
- Техническую поддержку проекта.
- Защиту от снятия компонента с производства.
- Оценку стоимости проекта по компонентам.
- Изготовление тестовой платы монтаж и пусконаладочные работы.



Тел: +7 (812) 336 43 04 (многоканальный)
Email: org@lifeelectronics.ru