

Surface Mount Fuse, 7.4 x 3.1 mm, Time-Lag T, 125 VAC, 125 VDC



Exemplary part photo depending on part no.

UL 248-14 · 125 VAC · 125 VDC · Time-Lag T

See below:

[Approvals and Compliances](#)

Description

- Directly solderable on printed circuit boards

References

[Packaging Details](#)

Corresponding Fuseholder

Assembled Fuseholder

Weblinks

[pdf data sheet](#), [html datasheet](#), [General Product Information](#), [Packaging details](#), [Distributor-Stock-Check](#), [Detailed request for product](#)

Technical Data

Rated Voltage	125 VAC, 125 VDC
Rated current	0.25 - 6.3 A
Breaking Capacity	100 A
Characteristic	Time-Lag T
Mounting	PCB, SMT
Admissible Ambient Air Temp.	-40 °C to +85 °C
Climatic Category	40/085/21 acc. to IEC 60068-1
Material: Housing	Thermoplastic, UL 94V-0
Material: Terminals	Tin-Plated Copper Alloy
Unit Weight	0.01 g
Storage Conditions	0 °C to 40 °C, max. 70% r.h.
Product Marking	 Type, Rated current, Certification marks

Soldering Methods	Reflow, Wave Soldering Profile
Solderability	245 °C / 3 sec acc. to IEC 60068-2-58, Test Td
Resistance to Soldering Heat	260 +0/-5 °C / 40 sec acc. to IPC/JEDEC J-STD-020D, Level 1
Moisture Sensitivity Level	MSL 1, J-STD-020
Case Resistance	acc. to EIA/IS-722, Test 4.7 >100 MΩ (between leads and body)
Moisture Resistance Test	MIL-STD-202, Method 106 (50 cycles in a temp./mister chamber)
Mechanical Shock	MIL-STD-202, Method 213 Condition A
Resistance to Solvents	MIL-STD-202, Method 215
Terminal Strength	MIL-STD-202, Method 211A (Deflection of board 1 mm for 1 minute)

Approvals and Compliances

Detailed information on product approvals, code requirements, usage instructions and detailed test conditions can be looked up in [Details about Approvals](#)

SCHURTER products are designed for use in industrial environments. They have approvals from independent testing bodies according to national and international standards. Products with specific characteristics and requirements such as required in the automotive sector according to IATF 16949, medical technology according to ISO 13485 or in the aerospace industry can be offered exclusively with customer-specific, individual agreements by SCHURTER.

Approvals

The approval mark is used by the testing authorities to certify compliance with the safety requirements placed on electronic products.

Approval Reference Type: OMT 125

Approval Logo	Certificates	Certification Body	Description
	UL Approvals	UL	UL File Number: E41599

Product standards

Product standards that are referenced

Organization	Design	Standard	Description
	Designed according to	UL 248-14	Low voltage fuses - Part 14: Additional fuses
	Designed according to	CSA22.2 No. 248.14	Low-Voltage Fuses - Part 14: Supplemental Fuses

Application standards

Application standards where the product can be used

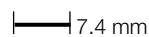
Organization	Design	Standard	Description
	Designed for applications acc.	IEC/UL 62368-1	IEC 62368-1 includes the basic requirements for safety of audio, video, information technology and office equipment.

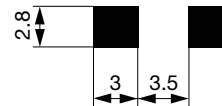
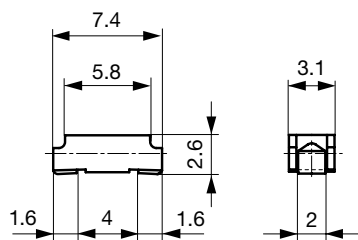
Compliances

The product complies with following Guide Lines

Identification	Details	Initiator	Description
	CE declaration of conformity	SCHURTER AG	The CE marking declares that the product complies with the applicable requirements laid down in the harmonisation of Community legislation on its affixing in accordance with EU Regulation 765/2008.
	RoHS	SCHURTER AG	Directive RoHS 2011/65/EU, Amendment (EU) 2015/863
	China RoHS	SCHURTER AG	The law SJ / T 11363-2006 (China RoHS) has been in force since 1 March 2007. It is similar to the EU directive RoHS.
	REACH	SCHURTER AG	On 1 June 2007, Regulation (EC) No 1907/2006 on the Registration, Evaluation, Authorization and Restriction of Chemicals 1 (abbreviated as "REACH") entered into force.

Dimension [mm]

 7.4 mm

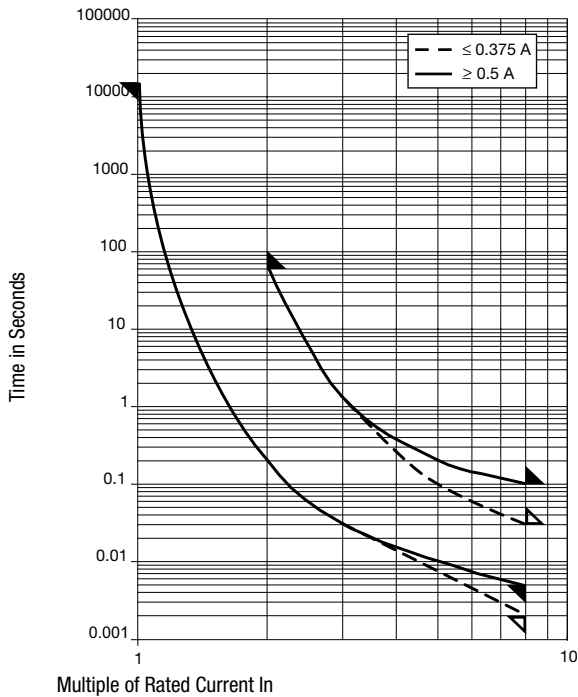


Soldering pads

Pre-Arcing Time

Rated Current I_n	1.0 x I_n min.	2.0 x I_n max.	8.0 x I_n min.	8.0 x I_n max.
0.25 A - 0.375 A	4 h	60 s	2 ms	30 ms
0.5 A - 6.3 A	4 h	60 s	5 ms	100 ms

Time-Current-Curves



All Variants

Rated Current [A]	Rated Voltage [VAC]	Rated Voltage [VDC]	Breaking Capacity	Voltage Drop 1.0 I _n typ. [mV]	Power Dissipation 1.0 I _n typ. [mW]	Melting I ² t 8.0 I _n typ. [A ² s]	U_{LUS}	Order Number
0.25	125	125	1)	142	35.5	0.02	●	3404.0110.11
0.25	125	125	1)	142	35.5	0.02	●	3404.0110.22
0.25	125	125	1)	142	35.5	0.02	●	3404.0110.24
0.375	125	125	1)	123	46.1	0.054	●	3404.0111.11
0.375	125	125	1)	123	46.1	0.054	●	3404.0111.22
0.375	125	125	1)	123	46.1	0.054	●	3404.0111.24
0.5	125	125	1)	95	47.5	0.16	●	3404.0112.11
0.5	125	125	1)	95	47.5	0.16	●	3404.0112.22
0.5	125	125	1)	95	47.5	0.16	●	3404.0112.24
0.75	125	125	1)	92	69	0.43	●	3404.0113.11
0.75	125	125	1)	92	69	0.43	●	3404.0113.22
0.75	125	125	1)	92	69	0.43	●	3404.0113.24
1	125	125	1)	88	88	0.77	●	3404.0114.11
1	125	125	1)	88	88	0.77	●	3404.0114.22
1	125	125	1)	88	88	0.77	●	3404.0114.24
1.5	125	125	1)	82	123	1.73	●	3404.0115.11
1.5	125	125	1)	82	123	1.73	●	3404.0115.22
1.5	125	125	1)	82	123	1.73	●	3404.0115.24
2	125	125	1)	75	150	3.58	●	3404.0116.11
2	125	125	1)	75	150	3.58	●	3404.0116.22
2	125	125	1)	75	150	3.58	●	3404.0116.24
2.5	125	125	1)	137	343	5.6	●	3404.0117.11
2.5	125	125	1)	137	343	5.6	●	3404.0117.22
2.5	125	125	1)	137	343	5.6	●	3404.0117.24
3	125	125	1)	128	384	8.06	●	3404.0118.11
3	125	125	1)	128	384	8.06	●	3404.0118.22
3	125	125	1)	128	384	8.06	●	3404.0118.24
3.5	125	125	1)	119	417	11.76	●	3404.0119.11

Rated Current [A]	Rated Voltage [VAC]	Rated Voltage [VDC]	Breaking Capacity	Voltage Drop 1.0 I _n typ. [mV]	Power Dissipation 1.0 I _n typ. [mW]	Melting I ² t 8.0 I _n typ. [A ² s]		Order Number
3.5	125	125	1)	119	417	11.76	●	3404.0119.22
3.5	125	125	1)	119	417	11.76	●	3404.0119.24
4	125	125	1)	77	308	12.3	●	3404.0120.11
4	125	125	1)	77	308	12.3	●	3404.0120.22
4	125	125	1)	77	308	12.3	●	3404.0120.24
5	125	125	1)	79	395	20.8	●	3404.0121.11
5	125	125	1)	79	395	20.8	●	3404.0121.22
5	125	125	1)	79	395	20.8	●	3404.0121.24
6.3	125	125	1)	82	516	25.4	●	3404.0122.11
6.3	125	125	1)	82	516	25.4	●	3404.0122.22
6.3	125	125	1)	82	516	25.4	●	3404.0122.24

Most Popular.

Availability for all products can be searched real-time: <https://www.schurter.com/en/Stock-Check/Stock-Check-SCHURTER>

1) 100 A @ 125 VAC / 100 A @ 125 VDC

Packaging Unit		
	.xx = .11	Plastic Bag (100 pcs.)
	.xx = .22	Blister Tape 18 cm Reel (750 pcs.)
	.xx = .24	Blister Tape 33 cm Reel (3000 pcs.)

Компания «Life Electronics» занимается поставками электронных компонентов импортного и отечественного производства от производителей и со складов крупных дистрибьюторов Европы, Америки и Азии.

С конца 2013 года компания активно расширяет линейку поставок компонентов по направлению коаксиальный кабель, кварцевые генераторы и конденсаторы (керамические, пленочные, электролитические), за счёт заключения дистрибьюторских договоров

Мы предлагаем:

- Конкурентоспособные цены и скидки постоянным клиентам.
- Специальные условия для постоянных клиентов.
- Подбор аналогов.
- Поставку компонентов в любых объемах, удовлетворяющих вашим потребностям.
- Приемлемые сроки поставки, возможна ускоренная поставка.
- Доставку товара в любую точку России и стран СНГ.
- Комплексную поставку.
- Работу по проектам и поставку образцов.
- Формирование склада под заказчика.
- Сертификаты соответствия на поставляемую продукцию (по желанию клиента).
- Тестирование поставляемой продукции.
- Поставку компонентов, требующих военную и космическую приемку.
- Входной контроль качества.
- Наличие сертификата ISO.

В составе нашей компании организован Конструкторский отдел, призванный помогать разработчикам, и инженерам.

Конструкторский отдел помогает осуществить:

- Регистрацию проекта у производителя компонентов.
- Техническую поддержку проекта.
- Защиту от снятия компонента с производства.
- Оценку стоимости проекта по компонентам.
- Изготовление тестовой платы монтаж и пусконаладочные работы.



Тел: +7 (812) 336 43 04 (многоканальный)
Email: org@lifeelectronics.ru