

3M™ Ultra-Thin Water Contact Indicator Tape 5559i

Product Description

3M™ Ultra-Thin Water Contact Indicator Tape 5559i is an ultra-thin, 5.0 mil (127 micron) thick tape used to indicate water contact. The tape turns from white to red upon direct water contact. It is designed for transparent substrates.

Features and Benefits

Paper Backing

- Highly absorbent, transports water to show indications

Acrylic Adhesive

- Very high bond strength to most surfaces including low surface energy plastics such as polypropylene and powder coatings

Total Construction

- Rotary die cuttable
- Thinner to enable slim electronics device design
- No film top layer
- “i” stands for inverted. It is designed transparent substrates to view indication from opposite side

Product Construction


3M™ Ultra-Thin Water Contact Indicator Tape 5559i	
Backing	Paper
Top Film	None
Adhesive	Acrylic, applied to top white surface
Color	White
Standard Roll Length	180 yards



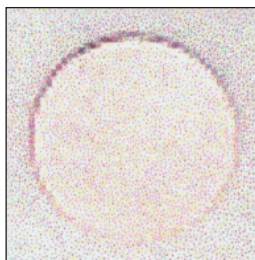
Typical Physical Properties

Note: The following technical information and data should be considered representative or typical only and should not be used for specification purposes. The adhesion data was generated using a 2 mil polyester film as a supplemental backing.

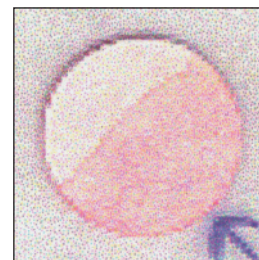
Property	Value	ASTM Test Method
Adhesion to Stainless Steel: (90° Peel Adhesion, 12 in/min peel rate, 20 min Dwell)	28 oz/in width (31 N/100 mm)	D-3330 (modified)
Adhesion to Stainless Steel: (90° Peel Adhesion, 12 in/min peel rate, 72 hr Dwell)	34 oz/in width (37 N/100 mm)	D-3330 (modified)
Adhesion to Polycarbonate: (90° Peel Adhesion, 12 in/min peel rate, 72 hr Dwell)	35 oz/in width (39 N/100 mm)	D-3330 (modified)
Tape Thickness:	5.0 mil (0.127 mm)	D-3652
Release Liner Thickness:	2.0 mil (0.051 mm)	D-3652
Humidity Resistance:*		



Control, t = 0 days



7 days @ 55°C, 95% R.H.




7 days @ 55°C, 95% R.H.
indicated w/1 drop H₂O for
one minute at arrow.

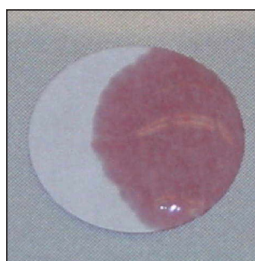
*Tape is applied to polycarbonate panel and hung vertically in heat/humidity chamber.

Indication Properties

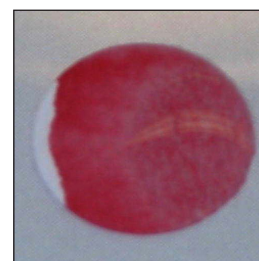
Note: The following technical information and data should be considered representative or typical only and should not be used for specification purposes. The adhesion data was generated using a 2 mil polyester film as a supplemental backing.



t = 0 sec.



t = 5 sec.



t = 60 sec.

1 drop of water placed at edge of 1/2" diameter circle @ t = 0 sec.

General Information

- Tape may be die cut using rotary die cutting process.
- Substrate should be smooth, clean, dry and oil-free to ensure good wet-out and adequate adhesion.
- Adhesive should not be applied at temperatures < 10°C (50°F) [best if room temperature or higher].
- Maximum roll length depends upon width.
- Maximum roll width = 12 in. (304.8 mm).
- Temperature resistance is -40°C to 65°C for days or weeks and up to 121°C for minutes or hours.

Application Ideas

- Use as a water contact indicator in handheld or portable electronic devices such as smart phones, tablets and phablets, laptop computers and keyboards, wearable electronic devices, gaming and MP3 players, two-way radios and cordless phones, digital and video cameras, Li-MH batteries and chargers.
- The ultra thin caliper, 5.0 mils total, is suitable for applications with very tight design tolerances.

Key Attributes

Features	Benefits
Paper Backing	Highly absorbent, quickly transports water to show FAST indication. Does not falsely indicate water contact in high humidity exposures. Performance not degraded by past high humidity exposures. Rotary die cuttable.
Acrylic Adhesive	3M™ Acrylic Adhesive 320 suitable for a wide variety of substrate materials.
2.0 mil Polyester Film Liner	Ideal for rotary die cutting.

Storage and Shelf Life

The shelf life of 3M™ Ultra-Thin Water Contact Indicator Tape 5559i is 18 months from the manufacture date when stored in original cartons at 21°C (71°F) and 50% relative humidity.

Regulatory

For regulatory information about this product, contact your 3M representative.

Technical Information

The technical information, recommendations and other statements contained in this document are based upon tests or experience that 3M believes are reliable, but the accuracy or completeness of such information is not guaranteed.

Product Use

Many factors beyond 3M's control and uniquely within user's knowledge and control can affect the use and performance of a 3M product in a particular application. Given the variety of factors that can affect the use and performance of a 3M product, user is solely responsible for evaluating the 3M product and determining whether it is fit for a particular purpose and suitable for user's method of application.

Warranty, Limited Remedy, and Disclaimer

Unless an additional warranty is specifically stated on the applicable 3M product packaging or product literature, 3M warrants that each 3M product meets the applicable 3M product specification at the time 3M ships the product. 3M MAKES NO OTHER WARRANTIES OR CONDITIONS, EXPRESS OR IMPLIED, INCLUDING, BUT NOT LIMITED TO, ANY IMPLIED WARRANTY OR CONDITION OF MERCHANTABILITY OR FITNESS FOR A PARTICULAR PURPOSE OR ANY IMPLIED WARRANTY OR CONDITION ARISING OUT OF A COURSE OF DEALING, CUSTOM OR USAGE OF TRADE. If the 3M product does not conform to this warranty, then the sole and exclusive remedy is, at 3M's option, replacement of the 3M product or refund of the purchase price.

Limitation of Liability

Except where prohibited by law, 3M will not be liable for any loss or damage arising from the 3M product, whether direct, indirect, special, incidental or consequential, regardless of the legal theory asserted, including warranty, contract, negligence or strict liability.



Electronics Materials Solutions Division

3M Center, Building 225-3S-06
St. Paul, MN 55144-1000
1-800-251-8634 phone
651-778-4244 fax
www.3M.com/electronics

3M is a trademark of 3M Company.
Please recycle.
© 3M 2014. All rights reserved.
60-5002-0159-9



Компания «Life Electronics» занимается поставками электронных компонентов импортного и отечественного производства от производителей и со складов крупных дистрибьюторов Европы, Америки и Азии.

С конца 2013 года компания активно расширяет линейку поставок компонентов по направлению коаксиальный кабель, кварцевые генераторы и конденсаторы (керамические, пленочные, электролитические), за счёт заключения дистрибьюторских договоров

Мы предлагаем:

- Конкурентоспособные цены и скидки постоянным клиентам.
- Специальные условия для постоянных клиентов.
- Подбор аналогов.
- Поставку компонентов в любых объемах, удовлетворяющих вашим потребностям.
- Приемлемые сроки поставки, возможна ускоренная поставка.
- Доставку товара в любую точку России и стран СНГ.
- Комплексную поставку.
- Работу по проектам и поставку образцов.
- Формирование склада под заказчика.
- Сертификаты соответствия на поставляемую продукцию (по желанию клиента).
- Тестирование поставляемой продукции.
- Поставку компонентов, требующих военную и космическую приемку.
- Входной контроль качества.
- Наличие сертификата ISO.

В составе нашей компании организован Конструкторский отдел, призванный помогать разработчикам, и инженерам.

Конструкторский отдел помогает осуществить:

- Регистрацию проекта у производителя компонентов.
- Техническую поддержку проекта.
- Защиту от снятия компонента с производства.
- Оценку стоимости проекта по компонентам.
- Изготовление тестовой платы монтаж и пусконаладочные работы.



Тел: +7 (812) 336 43 04 (многоканальный)

Email: org@lifeelectronics.ru

www.lifeelectronics.ru