

FEATURES AND SPECIFICATIONS



MPO Fiber Optic Loopback Assemblies

106005 Multi-Fiber Loopback Assemblies

For compact testing of QSFP optical transceivers or network optical links, Molex's MPO Loopback Assemblies offer a new, robust solution for Telecom and Datacom applications

Loopbacks for MT interconnect applications are driven by both network systems-solutions providers and the optical-device community that design and make transceivers or active components. Loopbacks are used primarily as a means to test optical links in networks or devices by "looping back" the connections from the TX (transmit) pairs to the RX (receive) pairs. By doing this, a complete optical link is formed, allowing the optical performance evaluation of a discrete component or a complete link in a network path covering one or more interfaces.


Molex's Loopback offers a female MTP-connector end that mates to any MPO or MTP adapter or device port. The Loopback also can be mated directly to a parallel optical device such as a Quad Small Form-factor Pluggable (QSFP) transceiver with a 4-lane configuration. For multimode applications, an attenuated version of the MPO Loopback is available to simulate longer links in a network, with up to 5dB attenuation. With standard or custom pinouts available for 8- to 12-fiber MT ferrules, the Loopback can accommodate specific optical-routing needs. The

small and compact housing design allows side-by-side mounting in dense board applications and tight spaces. This design makes it ideal for blades with multiple optical components on a face plate.

For burn-in and testing of MPO network components, Molex's MPO loopback offers a stable and compact solution for telecom and datacom requirements. Molex also offers a LC loopback (Series 106052) and will soon release a CXP loopback assembly. For more information on Molex's loopback offerings, visit: www.molex.com/link/loopbacks.html.

Features and Benefits

- Small, compact housing design allows side-by-side mounting in dense board applications
- Ruggedized enclosed body for easy removal protects the ribbon fibers when engaged repeatedly
- Available in attenuated versions for multimode applications offers the ability to simulate network distances within the device
- Offering pinouts for 8-and 12-fiber MT ferrules or QSFP transceivers provides a Loopback with pinouts that is factory ready to mate to components with appropriate routing
- Identification labels that provide data on return loss, mode (single or multi) and fiber type provides quick customer identification of device parameters for evaluation



SPECIFICATIONS

Reference Information

Packaging: PolyBag with test data

Mates With: MPO or MTP adapter (Series 106181 and 106114) with a male mating connector interface and any parallel optical device that uses an MTP/MPO interface

Use With: Any Molex MTP adapter (Series 106181 and 106114) and other manufacturers' optical devices

Designed In: Millimeters

Optical

Insertion Loss:

Single mode: .5dB per fiber

Multimode: .75 dB per fiber

Mechanical

Connector Insertion Force: 10N (2.250 lbf) typical
QSFP fiber-count compliant on part number 106005-1100 4TX, 4RX with 12 channel ferrule

Physical

Housing: PEI, UL94-V0

Connector: Female MPO interface 8 or 12 fiber

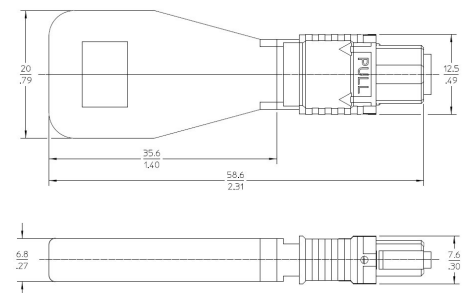
Operating Temperature: -5 to +40°C

Rear Housing:

Height: 6.80mm (.268")

Length: 35.60mm (1.402")

Width: 20.00mm (.787")






MPO Fiber Optic Loopback Assemblies

106005 Multi-Fiber Loopback Assemblies

- Telecommunications
 - Loopback testing for network cards
 - Testing on QSFP Modules



MPO Loopback with QSFP transceiver

ORDERING INFORMATION

Order No.	Fiber Count	Mode	Fiber Type	Attenuation	Plant No. for Samples
106005-1100	8	Multimode	50/125µm, QSFP pin out	-	8501
106005-1500		Single mode	9/125µm	-	
106005-1501		Multimode	50/125µm	-	
106005-1502			62.5/125µm	-	
106005-1503			50/125µm	5dB	
106005-1000	12	Single mode	9/125µm	-	
106005-1001		Multimode	50/125µm	-	
106005-1002			62.5/125µm	-	
106005-1003			50/125µm	5dB	

www.molex.com/link/mpoloopback.html

Americas Headquarters
 Lisle, Illinois 60532 U.S.A.
 1-800-78MOLEX
 amerinfo@molex.com

Asia Pacific North Headquarters
 Yamato, Kanagawa, Japan
 81-46-265-2325
 apninfo@molex.com

Asia Pacific South Headquarters
 Jurong, Singapore
 65-6268-6868
 apsinfo@molex.com

European Headquarters
 Munich, Germany
 49-89-413092-0
 eurinfo@molex.com

Corporate Headquarters
 2222 Wellington Ct.
 Lisle, IL 60532 U.S.A.
 P: 630-969-4550 F: 630-969-1352

Компания «Life Electronics» занимается поставками электронных компонентов импортного и отечественного производства от производителей и со складов крупных дистрибьюторов Европы, Америки и Азии.

С конца 2013 года компания активно расширяет линейку поставок компонентов по направлению коаксиальный кабель, кварцевые генераторы и конденсаторы (керамические, пленочные, электролитические), за счёт заключения дистрибьюторских договоров

Мы предлагаем:

- Конкуренеспособные цены и скидки постоянным клиентам.
- Специальные условия для постоянных клиентов.
- Подбор аналогов.
- Поставку компонентов в любых объемах, удовлетворяющих вашим потребностям.
- Приемлемые сроки поставки, возможна ускоренная поставка.
- Доставку товара в любую точку России и стран СНГ.
- Комплексную поставку.
- Работу по проектам и поставку образцов.
- Формирование склада под заказчика.
- Сертификаты соответствия на поставляемую продукцию (по желанию клиента).
- Тестирование поставляемой продукции.
- Поставку компонентов, требующих военную и космическую приемку.
- Входной контроль качества.
- Наличие сертификата ISO.

В составе нашей компании организован Конструкторский отдел, призванный помогать разработчикам, и инженерам.

Конструкторский отдел помогает осуществить:

- Регистрацию проекта у производителя компонентов.
- Техническую поддержку проекта.
- Защиту от снятия компонента с производства.
- Оценку стоимости проекта по компонентам.
- Изготовление тестовой платы монтаж и пусконаладочные работы.



Тел: +7 (812) 336 43 04 (многоканальный)

Email: org@lifeelectronics.ru