

3M™ Fiber Interconnect Solutions



The Network of Networks

High Performance Fiber Connections





The future is fiber.

And 3M fiber interconnect solutions are leading the way.

A complete family of high-performance products.

3M meets the increasing demand for speed and reliability with a wide variety of innovative solutions. Choose from a broad range of ferruled fiber connectors and adapters, mechanical splices, cable assemblies and accessories designed for the interconnection of fiber optic networks. 3M provides a full line of singlemode and multimode LC, SC, ST and FC connectors. 3M™ Hot Melt Connectors, 3M™ Crimplok™ Connectors and 3M™ No Polish Connectors are very popular among contractors and installers because of their reliability and ease of use. And the 3M™ Crimplok™+ line is the first-known, commercially available,

field-mounted connector for FTTX indoor and outdoor use with no splice, no gel and no adhesive. The 3M™ Fibrlok™ Optical Splice is one of the leading mechanical splices and is now specified in fiber-to-the-home projects as a substitute for fusion splicing. Develop a high-performance network with 3M fiber interconnect solutions.

Connect with 3M experience.

With more than 70 years of adhesive expertise, 40 years of ceramic technology leadership, 30 years of fiber optic experience, and 100 years of cumulative telecom experience, 3M provides an ideal offering of convenient, reliable and easy-to-install connectors for fiber networks.

A full line of products from a full-service company.





3M is an innovation company. Our products, systems and services are optimized for constructing and rehabilitating networks for faster, more reliable performance. That means delivering products that conform to industry standards and that are as reliable as they are intermateable. 3M maintains a strong reputation for service by collaborating with other industry leaders to develop meaningful goals and standards. We strive to exceed those standards in everything we do.



Selecting the Right Connector or Splice

The first step in the selection process is to determine whether a field installable connector or a mechanical splice will best meet your needs.



| | | Pros | Cons |
|-----------|---|---|--|
| Splice | Mechanical  | Fast installation Low tooling cost Easy to use | Higher part cost Slightly higher loss No field testing |
| | Fusion  | Low insertion loss and reflection Low material cost | High equipment cost Requires power Higher skill level required |
| Connector | Factory-terminated  | No tooling required Very easy to install Plug-n-play | Higher cost Cable management issue Replacement of damaged connectors |
| | Field-terminated  | Custom cable installation Low inventory costs Easy to install Lower material costs | Slightly higher loss Tooling required Some skill required |

3M™ Field Installable Connectors

3M offers a complete line of fiber connectors with ceramic ferrules. Our 3M™ Hot Melt Connectors, 3M™ Crimplok™ Connectors, 3M™ Crimplok™+ Connectors and 3M™ No Polish Connectors (NPCs) are popular among contractors because of their reliability and ease of use. 3M field installable connectors maximize termination yield through ease of mounting and high performance installation tools. 3M field installable connectors are available in SC, LC, ST and FC product families. 3M also provides field installable FC/APC, SC/APC and LC/APC angle polish connectors.



3M™ Fiber Connector Family

Fiber Connector Selection Charts

| 3M Connector | LC | | SC | | ST | | FC | |
|--------------|------------|----------|------------|----------|------------|----------|------------|----------|
| | 250/900 μm | Jacketed | 250/900 μm | Jacketed | 250/900 μm | Jacketed | 250/900 μm | Jacketed |
| Crimplok+ | | | ✓ | | | | | |
| No Polish | ✓ | ✓ | ✓ | ✓ | ✓ | | | |
| Hot Melt | ✓ | ✓ | ✓ | ✓ | ✓ | ✓ | ✓ | ✓ |
| Crimplok | | | ✓ | ✓ | ✓ | ✓ | | |
| Epoxy | | | ✓ | ✓ | ✓ | ✓ | ✓ | ✓ |

| 3M Connector | Installation Method | Performance* | Application | Recommended connectors installed per location† | Tools Required | Tool Price | Connector Price | Training Required |
|-------------------|---|--------------------------------|--------------------------------------|--|---|------------|-----------------|-------------------|
| Crimplok+ | Crimp and field polish | Outdoor wide temperature range | Service provider/ enterprise cabling | Less than 10 | Quality cleaver/ Nano finisher/ Install tool provided | \$\$\$ | \$\$\$ | \$ |
| No Polish | Mechanical splice with gel/ no field polish | Outdoor wide temperature range | Service provider/ enterprise cabling | Less than 10 | Quality cleaver/ Install tool provided | \$\$\$ | \$\$\$ | \$ |
| Hot Melt | Pre-loaded adhesive/ field polish | Controlled environment | Enterprise cabling | Greater than 10 | Electric oven/ Polish tools | \$\$\$ | \$\$ | \$\$ |
| Crimplok | Crimp and field polish | Controlled environment | Enterprise cabling | Less than 10 | Scribe and actuator/ Polish tools | \$\$ | \$\$ | \$\$ |
| Epoxy (2-part) | Field inject adhesive/ field polish | Outdoor wide temperature range | Cable assembly house | Greater than 100 | Adhesive syringe/ Polish tools | \$\$ | \$ | \$\$\$ |
| Epoxy (Anaerobic) | Field inject adhesive/ field polish | Controlled environment | Enterprise cabling | Greater than 10 | Adhesive syringe/ Polish tools | \$\$ | \$ | \$\$\$ |

* Outdoor wide temperature range meets Telcordia standards of -40°C to 75°C (-40°F to 167°F). Controlled environment meets TIA 568B.3 requirements for structured cabling.

† 3M™ No Polish Connectors, 3M™ Crimplok™+ Connectors, and 3M™ Crimplok™ Connectors use mechanical technology that is quick to set up to install a few connectors. 3M™ Hot Melt Connectors and 3M™ Epoxy Connectors installation processes are optimal for a larger number of connectors installed at one location.

3M™ Crimplok™+ Connectors

3M™ Crimplok™+ Connectors provide fast, easy field installation of 250 μm and 900 μm singlemode and multimode fiber without a splice, gel or adhesive.

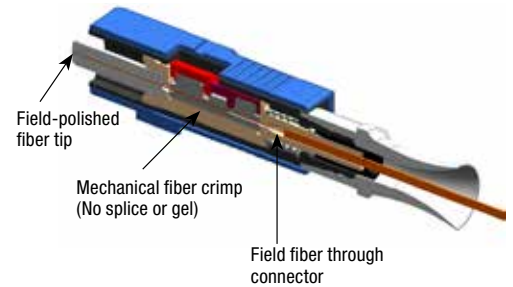
The connectors are SC compatible with a metallic element that mechanically locks the fiber in place. To install, the fiber is cleaved, inserted through the connector and locked in place using the 3M™ Crimplok™+ Protrusion Setting Tool and the fiber tip polished with the 3M™ Crimplok™+ Nano Finishing Tool. This hand tool utilizes a polishing film and an orbital mechanism that polishes with a single turn of the handle. Once completed, the connector is cleaned and ready for use.

Crimplok+ Connectors have a thermally balanced design that is tested for premises and FTTP applications for indoor and outdoor conditions from -40°F to 167°F. The connectors have a streamlined boot attached to the body, minimizing the chance of losing or forgetting to install it during the termination process. After installation, the boot helps keep the fiber from kinking, even during side pull.

The Crimplok+ Connectors and Tools are RoHS compliant.*



3M™ Crimplok™+ Connector Family



Features and Benefits

| 3M™ Crimplok™+ Connectors | |
|-------------------------------------|--|
| No splice, gel or adhesive | Eliminates splice interface/potential optical loss point |
| Simple assembly tools | Fast, easy installation without electrical power |
| Thermally balanced design | Excellent optical performance from -40°F to 167°F |
| Polishing film with every connector | Always have new polishing film |
| One-piece, pre-assembled design | No small, loose parts |
| Field installation | Always the right cable length with no cable slack to store |
| SC/APC angle polish | Low reflection, <-60 dB for outdoor temperatures |



3M™ Crimplok™+ Connector Ordering Information

| Product Number | Description | Packaging | Min. Order | UPC |
|------------------|---|------------|------------|----------------|
| 8700-UPC | Crimplok+ Connector SC/UPC SM 250/900 µm | 12/package | 12 each | 80-6113-8067-8 |
| 8700-PS/UPC | Crimplok+ Connector SC/UPC SM 250/900 µm with Protrusion Setting Tool | 60/package | 60 each | 80-6113-8750-9 |
| 8700-APC | Crimplok+ Connector SC/APC SM 250/900 µm | 12/package | 12 each | 80-6113-8068-6 |
| 8700-PS/APC | Crimplok+ Connector SC/APC SM 250/900 µm with Protrusion Setting Tool | 60/package | 60 each | 80-6113-8751-7 |
| 6700-50 | Crimplok+ Connector SC MM 50 µm 250/900 µm | 12/package | 12 each | 80-6114-7902-5 |
| 6700-PS/50 | Crimplok+ Connector SC MM 50 µm 250/900 µm with Protrusion Setting Tool | 60/package | 60 each | 80-6114-7905-8 |
| 6700-50/LOMMF | Crimplok+ Connector SC MM 50 µm LOMMF 250/900 µm | 12/package | 12 each | 80-6114-7903-3 |
| 6700-PS/50/LOMMF | Crimplok+ Connector SC MM 50 µm LOMMF 250/900 µm with Protrusion Setting Tool | 60/package | 60 each | 80-6114-7906-6 |
| 6700-62.5 | Crimplok+ Connector SC MM 62.5 µm 250/900 µm | 12/package | 12 each | 80-6114-7904-1 |
| 6700-PS/62.5 | Crimplok+ Connector SC MM 62.5 µm 250/900 µm with Protrusion Setting Tool | 60/package | 60 each | 80-6114-7907-4 |

3M™ Crimplok™+ Connector SC Series Specifications

| Product Number | Multimode | | | Singlemode | |
|--|--|--|--|---|---|
| | 6700-50 | 6700-50/LOMMF | 6700-62.5 | 8700-UPC | 8700-APC |
| Reflection (dB) Typical | <-30 | <-30 | <-25 | <-40 | <-65 |
| Insertion loss (dB) Typical | 0.2 | 0.2 | 0.2 | 0.2 | 0.2 |
| Connector durability, after 500 matings | <0.1 dB change | <0.1 dB change | <0.1 dB change | <0.2 dB change | <0.2 dB change |
| Operating temperature | -10°C to 60°C (14°F to 140°F) | -10°C to 60°C (14°F to 140°F) | -10°C to 60°C (14°F to 140°F) | -40°C to 75°C (-40°F to 167°F) | -40°C to 75°C (-40°F to 167°F) |
| Cable tension (in service) | | | | | |
| Straight pull | <0.1 dB increase at 5N (1.1 lb) for 900 µm* | <0.1 dB increase at 5N (1.1 lb) for 900 µm* | <0.1 dB increase at 5N (1.1 lb) for 900 µm* | <0.5 dB increase at 6.9N (1.54 lb) for 900 µm* | <0.5 dB increase at 6.9N (1.54 lb) for 900 µm* |
| Side pull | <0.1 dB increase at 2N (0.4 lb) for 900 µm | <0.1 dB increase at 2N (0.4 lb) for 900 µm | <0.1 dB increase at 2N (0.4 lb) for 900 µm | <0.5 dB increase at 6.9N (1.54 lb) for 900 µm | <0.5 dB increase at 6.9N (1.54 lb) for 900 µm |
| Housing/Boot color | Black/White | Aqua/White | Beige/White | Blue/White | Green/White |
| Material | | | | | |
| Connector ferrule | Zirconia ceramic | Zirconia ceramic | Zirconia ceramic | Zirconia ceramic | Zirconia ceramic |
| Connector housing and body | Engineered resin | Engineered resin | Engineered resin | Engineered resin | Engineered resin |
| Boot | Thermoplastic elastomer | Thermoplastic elastomer | Thermoplastic elastomer | Thermoplastic elastomer | Thermoplastic elastomer |
| Flame retardancy | UL-94V-0 | UL-94V-0 | UL-94V-0 | UL-94V-0 | UL-94V-0 |
| Protusion setting tool | 8765-PS/UPC | 8765-PS/UPC | 8765-PS/UPC | 8765-PS/UPC | 8765-PS/APC |
| Nano finishing tool | 8765-NF/UPC | 8765-NF/UPC | 8765-NF/UPC | 8765-NF/UPC | 8765-NF/APC |
| Field termination kit | 8765-UPC | 8765-UPC | 8765-UPC | 8765-UPC | 8765-APC |

* Connectors tested under load.



3M™ No Polish SC Connector Family



3M™ No Polish LC Connector Family



3M™ No Polish SC (left) and LC Connector for Jacketed Cable



3M™ No Polish ST Connector Family

3M™ No Polish Connectors (NPC)

3M No Polish Connectors help enable fast, on-site installation of 250 μm and 900 μm singlemode and multimode fiber utilizing a one-piece, pre-assembled design that eliminates field polishing and loose parts. For jacketed bend-insensitive fiber cable, the SC and LC No Polish Connectors can be installed without an assembly tool.

A twist-on boot clamps onto the cable jacket and aramid fiber to provide excellent strain relief. It is ideal for FTTP drop terminations as well as LAN structured cabling backbone, and fiber-to-the-enclosure applications. With a factory-polished ferrule assembly and a mechanical splice, the connector can be quickly installed — without electrical power — using a simple field tool that is included in every box of 60 connectors (when required).

For excellent mechanical performance, the NPC has internal gripping elements for the strain relief of the 900 μm buffer along with a unique, bell-shaped boot. The boot is attached to the connector body, minimizing the chance of losing or forgetting to install it during the termination process. After installation, the boot helps keep the fiber from kinking, even during side pull. For jacketed cable, a twist-on, hard shell boot clamps onto the cable jacket and aramid fiber to provide excellent strain relief.

The SC/APC and LC/APC compatible connectors are available with a standard, flat splice configuration or with a keyed, angle splice for excellent back reflection of <-60 dB across temperature extremes. To maximize installation yield, the splice in the connector can be opened and reused with a cap lifter. The assembly tool and cap lifter are included in every box of 60 connectors (when required).

Features and Benefits

| 3M™ No Polish Connectors | |
|---|---|
| Field installation | Right cable length with no cable slack to store |
| Simple assembly tool | Fast, easy installation |
| 900 μm buffer/cable jacket strain relief | Excellent pull out strength |
| Factory-polished fiber stub in ferrule | No on-site polish or adhesives required |
| Keyed, angle cleave splice for APC | Low reflection, <-60 dB across temperature extremes |
| Reusable | Maximize installation yield |

3M™ No Polish LC Connector Specifications

| Connector Type | Multimode | | | Singlemode | | |
|--|--|--|--|---|---|---|
| | LC | LC | LC | LC | LC/APC | LC/APC |
| Product Number | 6830-50 | 6830-50LOMMF | 6830-62.5 | 8830 | 8830-APC/FS | 8830-APC/AS |
| Applications | Data | Data | Data | Data, IPTV | Data, IPTV | Data, IPTV, Analog TV |
| Shell color | Black | Aqua | Beige | Blue | Green | Green |
| Boot color | White | White | White | White | White | Green |
| Fiber type | 50 μm MM | 50 μm 10 Gig MM | 62.5 μm MM | SM | SM | SM |
| Cleave | Flat | Flat | Flat | Flat | Flat | Angle |
| Assembly tool | 8835-AT | 8835-AT | 8835-AT | 8835-AT | 8835-AT | 8835-AT |
| Insertion loss (dB) Typical | 0.1 | 0.1 | 0.1 | 0.3 | 0.3 | 0.3 |
| Reflection (dB) Typical | <-25 | <-25 | <-25 | <-40 | <-55 | <-65 |
| Reflection (dB) Max at -40°C to 75°C (-40°F to 167°F) | <-20 | <-20 | <-20 | <-35 | <-35 | <-60 |
| Connector durability | <0.2 dB after 500 matings | <0.2 dB after 500 matings | <0.2 dB after 500 matings | <0.2 dB after 200 matings | <0.2 dB after 100 matings | <0.2 dB after 100 matings |
| Operating temperature Connector only (cable dependent) | -40°C to 75°C (-40 to 167°F) | -40°C to 75°C (-40 to 167°F) | -40°C to 75°C (-40 to 167°F) | -40°C to 75°C (-40 to 167°F) | -40°C to 75°C (-40 to 167°F) | -40°C to 75°C (-40 to 167°F) |
| Storage temperature | -40°C to 85°C (-40 to 185°F) | -40°C to 85°C (-40 to 185°F) | -40°C to 85°C (-40 to 185°F) | -40°C to 85°C (-40 to 185°F) | -40°C to 85°C (-40 to 185°F) | -40°C to 85°C (-40 to 185°F) |
| Cable tension Straight pull | <0.1 dB increase at 4.9N (1.1lb) for 900 μm* | <0.1 dB increase at 4.9N (1.1lb) for 900 μm* | <0.1 dB increase at 4.9N (1.1lb) for 900 μm* | <0.5 dB increase; 4.9N (1.1lb) for 250 μm & 6.9N (1.54lb) for 900 μm* | <0.5 dB increase; 4.9N (1.1lb) for 250 μm & 6.9N (1.54lb) for 900 μm* | <0.5 dB increase; 4.9N (1.1lb) for 250 μm & 6.9N (1.54lb) for 900 μm* |
| Side pull | <0.1 dB increase at 4.9N (1.1lb) for 900 μm | <0.1 dB increase at 4.9N (1.1lb) for 900 μm | <0.1 dB increase at 4.9N (1.1lb) for 900 μm | <0.1 dB increase at 4.9N (1.1lb) for 900 μm | <0.1 dB increase at 4.9N (1.1lb) for 900 μm | <0.1 dB increase at 4.9N (1.1lb) for 900 μm |
| Material | | | | | | |
| Connector ferrule | Zirconia ceramic | Zirconia ceramic | Zirconia ceramic | Zirconia ceramic | Zirconia ceramic | Zirconia ceramic |
| Connector housing and body | Engineered resin | Engineered resin | Engineered resin | Engineered resin | Engineered resin | Engineered resin |
| Boot | Thermoplastic elastomer | Thermoplastic elastomer | Thermoplastic elastomer | Thermoplastic elastomer | Thermoplastic elastomer | Thermoplastic elastomer |
| Flame retardancy | UL-94 V-0 | UL-94 V-0 | UL-94 V-0 | UL-94 V-0 | UL-94 V-0 | UL-94 V-0 |
| Field termination kit (no power needed) | 8865-C | 8865-C | 8865-C | 8865-C | 8865-C | 2565 |
| Wavelengths (nm) | 850, 1300 | 850, 1300 | 850, 1300 | 1310, 1490, 1550, 1625 | 1310, 1490, 1550, 1625 | 1310, 1490, 1550, 1625 |
| Water immersion 43°C (109°F), 3 days | — | — | — | <0.2 dB increase after 24 hour dry time | <0.2 dB increase after 24 hour dry time | <0.2 dB increase after 24 hour dry time |

*Connectors tested under load.

Note: The LC Multimode No Polish Connector meets EIA/TIA 568-B.3 and IEC requirements.

3M™ No Polish SC Connector Specifications

| Connector Type | Multimode | | | Singlemode | | |
|--|--|--|--|--|---|---|
| | SC | SC | SC | SC | SC/APC | SC/APC |
| Product Number | 6800-50 | 6800-50LOMMF | 6800-62.5 | 8800 | 8800-APC/FS | 8800-APC/AS |
| Applications | Data | Data | Data | Data, IPTV | Data, IPTV | Data, IPTV, Analog TV |
| Shell color | Black | Aqua | Beige | Blue | Green | Green |
| Boot color | White | White | White | White | White | Green |
| Fiber type | 50 μm MM | 50 μm 10 Gig MM | 62.5 μm MM | SM | SM | SM |
| Cleave | Flat | Flat | Flat | Flat | Flat | Angle |
| Assembly tool | 8865-AT | 8865-AT | 8865-AT | 8865-AT | 8865-AT | 8865-AT |
| Insertion loss (dB) Typical | 0.2 | 0.2 | 0.2 | 0.3 | 0.3 | 0.3 |
| Reflection (dB) Typical | <-30 | <-30 | <-25 | <-40 | <-55 | <-65 |
| Reflection (dB) Max at -40°C to 75°C (-40°F to 167°F) | <-20 | <-20 | <-20 | <-35 | <-35 | <-60 |
| Connector durability | <0.1 dB after 500 matings | <0.1 dB after 500 matings | <0.1 dB after 500 matings | <0.2 dB after 100 matings | <0.2 dB after 100 matings | <0.2 dB after 100 matings |
| Operating temperature Connector only (cable dependent) | -40°C to 75°C (-40 to 167°F) | -40°C to 75°C (-40 to 167°F) | -40°C to 75°C (-40 to 167°F) | -40°C to 75°C (-40 to 167°F) | -40°C to 75°C (-40 to 167°F) | -40°C to 75°C (-40 to 167°F) |
| Storage temperature | -40°C to 85°C (-40 to 185°F) | -40°C to 85°C (-40 to 185°F) | -40°C to 85°C (-40 to 185°F) | -40°C to 85°C (-40 to 185°F) | -40°C to 85°C (-40 to 185°F) | -40°C to 85°C (-40 to 185°F) |
| Cable tension Straight pull | <0.1 dB increase at 2.2N (0.5lb) for 900 μm* | <0.1 dB increase at 2.2N (0.5lb) for 900 μm* | <0.1 dB increase at 2.2N (0.5lb) for 900 μm* | <0.1 dB increase; 4.9N (1.1lb) for 250μm & 6.9N (1.54lb) for 900 μm* | <0.5 dB increase; 6.9N (1.54lb) for 900 μm* | <0.5 dB increase; 6.9N (1.54lb) for 900 μm* |
| Side pull | <0.1 dB increase at 2.2N (0.5lb) for 900 μm | <0.1 dB increase at 2.2N (0.5lb) for 900 μm | <0.1 dB increase at 2.2N (0.5lb) for 900 μm | <0.5 dB increase; 2.2N (0.5lb) for 900 μm | <0.5 dB increase; 2.2N (0.5lb) for 900 μm | <0.5 dB increase; 2.2N (0.5lb) for 900 μm |
| Material | | | | | | |
| Connector ferrule | Zirconia ceramic | Zirconia ceramic | Zirconia ceramic | Zirconia ceramic | Zirconia ceramic | Zirconia ceramic |
| Connector housing and body | Engineered resin | Engineered resin | Engineered resin | Engineered resin | Engineered resin | Engineered resin |
| Boot | Thermoplastic elastomer | Thermoplastic elastomer | Thermoplastic elastomer | Thermoplastic elastomer | Thermoplastic elastomer | Thermoplastic elastomer |
| Flame retardancy | UL-94 V-0 | UL-94 V-0 | UL-94 V-0 | UL-94 V-0 | UL-94 V-0 | UL-94 V-0 |
| Field termination kit (no power needed) | 8865-C | 8865-C | 8865-C | 8865-C | 8865-C | 2565 |
| Wavelengths (nm) | 850, 1300 | 850, 1300 | 850, 1300 | 1310, 1490, 1550, 1625 | 1310, 1490, 1550, 1625 | 1310, 1490, 1550, 1625 |
| Water immersion 43°C (109°F), 3 days | — | — | — | <0.2 dB increase after 24 hour dry time | <0.2 dB increase after 24 hour dry time | <0.2 dB increase after 24 hour dry time |

*Connectors tested under load

Note: The SC Multimode No Polish Connector meets EIA/TIA 568-B.3 and IEC requirements.

3M™ No Polish Connector SC/UPC Jacket Specifications

| Product Number | Multimode | | | Singlemode |
|---|--|--|--|--|
| | 6802-T/50/1.6-3 | 6802-T/50/LOMMF/1.6-3 | 6802-T/62.5/1.6-3 | 8802-T/1.6-3 |
| Reflection (dB) Typical | <-30 | <-30 | <-25 | <-40 |
| Insertion loss (dB) Typical | 0.2 | 0.2 | 0.2 | 0.3 |
| Connector durability, after 500 matings | <0.1 dB change | <0.1 dB change | <0.1 dB change | <0.1 dB change |
| Operating temperature | -10°C to 60°C (14°F to 140°F) | -10°C to 60°C (14°F to 140°F) | -10°C to 60°C (14°F to 140°F) | -40°C to 75°C (-40°F to 167°F) |
| Cable tension (jacket cable) | | | | |
| Straight pull | <0.1 dB increase at 50N (11.24 lb)* | <0.1 dB increase at 50N (11.24 lb)* | <0.1 dB increase at 50N (11.24 lb)* | <0.2 dB increase at 24.5N (5.5 lb)* |
| Side pull | <0.1 dB increase at 19.4N (4.4 lb) | <0.1 dB increase at 19.4N (4.4 lb) | <0.1 dB increase at 19.4N (4.4 lb) | |
| Housing/Boot color | Black/Black | Aqua/Black | Beige/Black | Blue/Black |
| Material | | | | |
| Connector ferrule | Zirconia ceramic | Zirconia ceramic | Zirconia ceramic | Zirconia ceramic |
| Connector housing and boot | Engineered resin | Engineered resin | Engineered resin | Engineered resin |
| Field termination kit | 8865-C | 8865-C | 8865-C | 8865-C |
| *Connectors tested under load. Note: The SC Multimode No Polish Connector Jacket meets EIA/TIA 568-8.3. Compatible with SC mate standards. | | | | |

3M™ No Polish Connector LC/UPC Jacket Specifications

| Product Number | Multimode | | | Singlemode |
|--|---------------------------------------|---------------------------------------|---------------------------------------|---------------------------------------|
| | 6832-T/50/1.6-2 | 6832-T/50/LOMMF/1.6-2 | 6832-T/62.5/1.6-2 | 8832-T/1.6-2 |
| Reflection (dB) Typical | <-30 | <-30 | <-25 | <-40 |
| Insertion loss (dB) Typical | 0.2 | 0.2 | 0.2 | 0.3 |
| Connector durability, after 500 matings | <0.1 dB change | <0.1 dB change | <0.1 dB change | <0.2 dB change |
| Operating temperature | -10°C to 60°C (14°F to 140°F) | -10°C to 60°C (14°F to 140°F) | -10°C to 60°C (14°F to 140°F) | -10°C to 60°C (14°F to 140°F) |
| Cable tension (jacket cable) | | | | |
| Straight pull | <0.1 dB increase at 33.4N (7.5 lb) | <0.1 dB increase at 33.4N (7.5 lb) | <0.1 dB increase at 33.4N (7.5 lb) | <0.2 dB increase at 33.4N (7.5 lb) |
| Side pull | <0.1 dB increase at 12.9N (2.9 lb) | <0.1 dB increase at 12.9N (2.9 lb) | <0.1 dB increase at 12.9N (2.9 lb) | <0.2 dB increase at 12.9N (2.9 lb) |
| Housing/Boot color | Black/White | Aqua/White | Beige/White | Blue/White |
| Material | | | | |
| Connector ferrule | Zirconia ceramic | Zirconia ceramic | Zirconia ceramic | Zirconia ceramic |
| Connector housing and boot | Engineered resin | Engineered resin | Engineered resin | Engineered resin |
| Field termination kit | 8865-C | 8865-C | 8865-C | 8865-C |
| Note: The LC No Polish Connector Jacket meets EIA/TIA 568-8.3. | | | | |

3M™ No Polish ST Connector Specifications

| Product Number | Multimode | | | Singlemode |
|--|----------------------------------|----------------------------------|----------------------------------|----------------------------------|
| | 6840-50 | 6840-50/LOMMF | 6840-62.5 | 8840 |
| Reflection (dB) Typical | <-30 | <-30 | <-25 | <-40 |
| Insertion loss (dB) Typical | | | | |
| @ 1300 nm | 0.2 | 0.2 | 0.2 | — |
| @ 1310, 1490, 1550, 1625 nm | — | — | — | 0.3 |
| Connector durability, after 500 matings | <0.1 dB change | <0.1 dB change | <0.1 dB change | <0.2 dB change |
| Operating temperature | -10°C to 60°C (14°F to 140°F) | -10°C to 60°C (14°F to 140°F) | -10°C to 60°C (14°F to 140°F) | -10°C to 60°C (14°F to 140°F) |
| Cable retention (900 µm buffered fiber)* | | | | |
| Straight pull | <0.1 dB Δ IL at 5 N (1.12 lbf) | <0.1 dB Δ IL at 5 N (1.12 lbf) | <0.1 dB Δ IL at 5 N (1.12 lbf) | <0.1 dB Δ IL at 5 N (1.12 lbf) |
| Side pull 90° | <0.1 dB Δ IL at 2 N (.45 lbf) | <0.1 dB Δ IL at 2 N (.45 lbf) | <0.1 dB Δ IL at 2 N (.45 lbf) | <0.1 dB Δ IL at 2 N (.45 lbf) |
| Housing/Boot Color | Black/White | Aqua/White | Beige/White | Blue/White |
| Material | | | | |
| Connector ferrule | Zirconia ceramic | Zirconia ceramic | Zirconia ceramic | Zirconia ceramic |
| Connector housing and body | Engineered resin | Engineered resin | Engineered resin | Engineered resin |
| Boot | Thermoplastic elastomer | Thermoplastic elastomer | Thermoplastic elastomer | Thermoplastic elastomer |
| Flame retardancy | UL-94-V-0 | UL-94-V-0 | UL-94-V-0 | UL-94-V-0 |
| Field Termination Kit | 8865-C | 8865-C | 8865-C | 8865-C |
| *Measurements taken before and after loading. Note: The ST No Polish Connector meets EIA/TIA 568-8.3. | | | | |

3M™ No Polish ST Connector Ordering Information

| Product Number | Description | Packaging | Min. Order | 3M ID |
|------------------|---|------------|------------|----------------|
| 6840-50 | No Polish ST Connector MM 50 µm, 250/900 buffer, 60 pack (black housing) with assembly tool | 60/package | 60 each | 80-6113-9511-4 |
| 6840-50/12 | No Polish ST Connector MM 50 µm, 250/900 buffer, 12 pack (black housing) | 12/package | 12 each | 80-6113-9514-8 |
| 6840-50/LOMMF | No Polish ST Connector MM 50 µm LO, 250/900 buffer, 60 pack (aqua housing) with assembly tool | 60/package | 60 each | 80-6113-9512-2 |
| 6840-50/LOMMF/12 | No Polish ST Connector MM 50 µm LO, 250/900 buffer, 12 pack (aqua housing) | 12/package | 12 each | 80-6113-9515-5 |
| 6840-62.5 | No Polish ST Connector MM 62.5 µm, 250/900 buffer, 60 pack (beige housing) with assembly tool | 60/package | 60 each | 80-6113-9513-0 |
| 6840-62.5/12 | No Polish ST Connector MM 62.5 µm, 250/900 buffer, 12 pack (beige housing) | 12/package | 12 each | 80-6113-9516-3 |
| 8840 | No Polish ST Connector SM, 250/900 buffer, 60 pack (blue housing) with assembly tool | 60/package | 60 each | 80-6113-9517-1 |
| 8840/12 | No Polish ST Connector SM, 250/900 buffer, 12 pack (blue housing) | 12/package | 12 each | 80-6113-9518-9 |
| 8845-AT | No Polish ST Connector Assembly Tool | 1 each | 1 each | 80-6113-9519-7 |

3M™ No Polish SC and LC Connector Ordering Information

| Product Number | Description | Packaging | Min. Order | 3M ID |
|----------------|---|------------------|------------|----------------|
| 6800-50 | MM No Polish SC Connector 50 µm | 1/bag, 60/carton | 60 each | 80-6113-2623-4 |
| 6800-50/LOMMF | MM No Polish SC Connector 50 µm laser optimized | 1/bag, 60/carton | 60 each | 80-6113-2624-2 |
| 6800-62.5 | MM No Polish SC Connector 62.5 µm | 1/bag, 60/carton | 60 each | 80-6113-2625-9 |
| 6830-50 | MM No Polish LC Connector 50 µm | 1/bag, 60/carton | 60 each | 80-6113-2773-7 |
| 6830-50/LOMMF | MM No Polish LC Connector 50 µm laser optimized | 1/bag, 60/carton | 60 each | 80-6113-2774-5 |
| 6830-62.5 | MM No Polish LC Connector 62.5 µm | 1/bag, 60/carton | 60 each | 80-6113-2775-2 |
| 8800 | SM No Polish SC/UPC Connector | 1/bag, 60/carton | 60 each | 80-6113-2622-6 |
| 8800-APC/AS | SM No Polish SC/APC Connector angle splice | 1/bag, 60/carton | 60 each | 80-6113-2627-5 |
| 8800-APC/FS | SM No Polish SC/APC Connector flat splice | 1/bag, 60/carton | 60 each | 80-6113-2626-7 |
| 8830 | SM No Polish LC/UPC Connector | 1/bag, 60/carton | 60 each | 80-6113-2776-0 |
| 8830-APC/AS | SM No Polish LC/APC Connector angle splice | 1/bag, 60/carton | 60 each | 80-6113-2777-8 |
| 8830-APC/FS | SM No Polish LC/APC Connector flat splice | 1/bag, 60/carton | 60 each | 80-6113-2778-6 |
| 8835-AT | No Polish LC Connector Assembly Tool | 1 each | 1 each | 80-6113-2797-6 |
| 8865-AT | No Polish SC Connector Assembly Tool | 1 each | 1 each | 80-6113-2630-9 |

Note: MM - Multimode; SM - Singlemode; LOMMF - Laser Optimized Multimode Fiber (OM3)
Every carton of 60 connectors contain the appropriate assembly tool.

3M™ No Polish Connector LC/UPC Jacket Ordering Information

| Product Number | Description | Packaging | Min. Order | 3M ID |
|-----------------------|---|-------------|------------|----------------|
| 8832-T/1.6-2 | No Polish LC/UPC Connector SM 50 µm 1.6-2.0 mm Jacket | 60/package | 60 each | 80-6113-9839-9 |
| 6832-T/50/1.6-2 | No Polish LC/UPC Connector MM 50 µm 1.6-2.0 mm Jacket | 60/package | 60 each | 80-6113-9840-7 |
| 6832-T/50/LOMMF/1.6-2 | No Polish LC/UPC Connector MM 50 µm LOMMF 1.6-2.0 mm Jacket | 60/package | 60 each | 80-6113-9841-5 |
| 6832-T/62.5/1.6-2 | No Polish LC/UPC Connector MM 62.5 µm 1.6-2.0 mm Jacket | 60/package | 60 each | 80-6113-9842-3 |
| 8802-FUR/900 | No Polish Connector Furcation Tube for 900 µm fiber (100/bag) | 600/package | 600 each | 80-6113-9845-6 |

3M™ No Polish Connector SC/UPC Jacket Ordering Information

| Product Number | Description | Packaging | Min. Order | 3M ID |
|-----------------------|--|-------------|------------|----------------|
| 6802-T/50/1.6-3 | No Polish SC/UPC Connector MM 50 µm 1.6-3.0 mm Jacket | 60/package | 60 each | 80-6113-9828-2 |
| 6802-T/50/LOMMF/1.6-3 | No Polish SC/UPC Connector MM 50 µm LOMMF 1.6-3.0 mm Jacket | 60/package | 60 each | 80-6113-9829-0 |
| 6802-T/62.5/1.6-3 | No Polish SC/UPC Connector MM 62.5 µm 1.6-3.0 mm Jacket | 60/package | 60 each | 80-6113-9830-8 |
| 8802-FUR/900 | No Polish SC Connector Furcation Tube for 900 µm fiber (100/bag) | 600/package | 600 each | 80-6113-9845-6 |
| 8802-T/1.6-3 | No Polish SC/UPC Connector SM 1.6-3.0 mm Jacket | 60/package | 60 each | 80-6113-3507-8 |

3M™ Easy Cleaver

Available in select packages of 3M connectors and splices

The 3M™ Easy Cleaver is the latest 3M fiber cleaving tool innovation enabling simple installation and lower up-front CapEx when terminating all 3M flat-cleave, field-installable connectors and splices. Unlike other blade-enabled fiber cleaving tools, the 3M™ Easy Cleaver requires no maintenance because of its diamond wire cleaving mechanism. The 3M™ Easy Cleaver is capable of creating smooth end faces repeatedly and designed to perform 120 cleaves per tool.

The cleaver is available only with select packages of 3M™ No Polish Connectors, 3M™ Crimplok™+ Connectors and 3M™ Fibrlok™ II Splices. See the ordering chart for specific details on packaging.



3M™ Easy Cleaver



3M™ Easy Cleaver

Features and Benefits

| 3M™ Easy Cleaver | |
|---|---|
| Life cycle counter | Conveniently helps users to keep track of cleaver life |
| Diamond wire shuttle | No maintenance or blade rotation required, which reduces downtime |
| Innovative fiber clamp design | Provides precise and repeatable cleaves |
| Strip and cleave length markings | Clear indication of specified strip lengths for 3M connector and splice installations |
| Lightweight and durable | Suitable for both indoor and outdoor work environments |

Specifications

| Feature | |
|--------------------------|--|
| Dimensions | 133 x 68 x 29.5 mm (5.24 x 2.68 x 1.16 in) approx. |
| Weight | 62 gm (2.2 oz) approx. |
| Compatible fibers | |
| Buffered | 250 µm / 900 µm tight buffer |
| Jacketed Cable | Up to 3 mm |
| Drop Cable | 1.6 x 2 mm and 2 x 3 mm FRP |
| Cleave angle | Typically less than 3° |
| Cleave lengths | 8 - 24 mm (Specific cleave length markings are 8, 10, 12.5, 19, 20 and 24 mm) |
| Strip lengths | 42 - 58 mm |
| Cleaver life | Approximately 120 cleaves* |
| Performance | Flat cleave: 3M field-installable connectors and splices perform to their individual specifications when terminated with the 3M™ Easy Cleaver. |

Cleave Length Guide

| 3M Products | Cleave Length (mm) | Fiber Strip length (mm) |
|----------------------------------|--------------------|-------------------------|
| 3M™ No Polish Connectors | 8 | 42 |
| 3M™ Fibrlok™ II Splices | 12.5 | 46 |
| 3M™ Crimplok™+ 250 µm Connectors | 19 | 52 |
| 3M™ Crimplok™+ 900 µm Connectors | 24 | 58 |

3M™ Easy Cleaver Ordering Information

| Product Number | Description | 3M ID | Packaging | Min. Order |
|---|---|----------------|------------------|------------|
| 3M™ No Polish Connectors | | | | |
| 8800-APC/FS/C | SM No Polish SC/APC Connector flat splice with Easy Cleaver | 80-6114-9412-3 | 120 each per box | 120 each |
| 8800/C | SM No Polish SC/UPC Connector with Easy Cleaver | 80-6114-9411-5 | 120 each per box | 120 each |
| 8802-T/1.6-3/C | SM No Polish SC/UPC Connector 1.6-3.0 mm Jacket with Easy Cleaver | 80-6114-8225-0 | 120 each per box | 120 each |
| 8802-T/APC/FS/1.6-3/C | SM No Polish SC/APC Connector 1.6-3.0 mm Jacket flat splice with Easy Cleaver | 80-6114-8226-8 | 120 each per box | 120 each |
| 6800-50/C_60 | MM No Polish SC Connector 50 µm with Easy Cleaver | 80-6114-9419-8 | 60 each per box | 60 each |
| 6800-50LOMMF/C_60 | MM No Polish SC Connector 50 µm laser optimized with Easy Cleaver | 80-6114-9420-6 | 60 each per box | 60 each |
| 6800-62.5/C_60 | MM No Polish SC Connector 62.5 µm with Easy Cleaver | 80-6114-9421-4 | 60 each per box | 60 each |
| 6802-T/50/1.6-3/C_60 | MM No Polish SC/UPC Connector 50 µm 1.6-3.0 mm Jacket with Easy Cleaver | 80-6114-9422-2 | 60 each per box | 60 each |
| 6802-T/50LOMMF/1.6-3/C_60 | MM No Polish SC/UPC Connector 50 µm LOMMF 1.6-3.0 mm Jacket with Easy Cleaver | 80-6114-9423-0 | 60 each per box | 60 each |
| 6802-T/62.5/1.6-3/C_60 | MM No Polish SC/UPC Connector 62.5 µm 1.6-3.0 mm Jacket with Easy Cleaver | 80-6114-9424-8 | 60 each per box | 60 each |
| 8830-APC/FS/C | SM No Polish LC/APC Connector flat splice with Easy Cleaver | 80-6114-9416-4 | 120 each per box | 120 each |
| 8830/C | SM No Polish LC/UPC Connector with Easy Cleaver | 80-6114-9415-6 | 120 each per box | 120 each |
| 8832-T/1.6-2/C | SM No Polish LC/UPC Connector 50 µm 1.6-2.0 mm Jacket with Easy Cleaver | 80-6114-9417-2 | 120 each per box | 120 each |
| 6830-50/C_60 | MM No Polish LC Connector 50 µm with Easy Cleaver | 80-6114-9425-5 | 60 each per box | 60 each |
| 6830-50LOMMF/C_60 | MM No Polish LC Connector 50 µm laser optimized with Easy Cleaver | 80-6114-9426-3 | 60 each per box | 60 each |
| 6830-62.5/C_60 | MM No Polish LC Connector 62.5 µm with Easy Cleaver | 80-6114-9427-1 | 60 each per box | 60 each |
| 6832-T/50/1.6-2/C_60 | MM No Polish LC/UPC Connector 50 µm 1.6-2.0 mm Jacket with Easy Cleaver | 80-6114-9428-9 | 60 each per box | 60 each |
| 6832-T/50LOMMF/1.6-2/C_60 | MM No Polish LC/UPC Connector 50 µm LOMMF 1.6-2.0 mm Jacket with Easy Cleaver | 80-6114-9429-7 | 60 each per box | 60 each |
| 6832-T/62.5/1.6-2/C_60 | MM No Polish LC/UPC Connector 62.5 µm 1.6-2.0 mm Jacket with Easy Cleaver | 80-6114-9430-5 | 60 each per box | 60 each |
| 8840/C | SM No Polish ST Connector 250/900 µm buffer, with assembly tool and Easy Cleaver | 80-6114-9418-0 | 120 each per box | 120 each |
| 6840-50/C_60 | MM No Polish ST Connector 50 µm, 250/900 µm buffer, with assembly tool and Easy Cleaver | 80-6114-9431-3 | 60 each per box | 60 each |
| 6840-50LOMMF/C_60 | MM No Polish ST Connector 50 µm LO, 250/900 µm buffer, with assembly tool and Easy Cleaver | 80-6114-9432-1 | 60 each per box | 60 each |
| 6840-62.5/C_60 | MM No Polish ST Connector 62.5 µm, 250/900 µm buffer, with assembly tool and Easy Cleaver | 80-6114-9433-9 | 60 each per box | 60 each |
| 3M™ Crimplok™ + Connectors | | | | |
| 8700-PS/APC/C | 3M Crimplok+ Connector SC/APC SM 250/900 µm with Protrusion Setting Tool and Easy Cleaver | 80-6114-9435-4 | 120 each per box | 120 each |
| 8700-PS/UPC/C | 3M Crimplok+ Connector SC/UPC SM 250/900 µm with Protrusion Setting Tool and Easy Cleaver | 80-6114-9434-7 | 120 each per box | 120 each |
| 6700-PS/50/C_60 | 3M Crimplok+ Connector SC MM 50 µm 250/900 µm with Protrusion Setting Tool and Easy Cleaver | 80-6114-9436-2 | 60 each per box | 60 each |
| 6700-PS/50LOMMF/C_60 | 3M Crimplok+ Connector SC MM 50 µm LOMMF 250/900 µm with Protrusion Setting Tool and Easy Cleaver | 80-6114-9437-0 | 60 each per box | 60 each |
| 6700-PS/62.5/C_60 | 3M Crimplok+ Connector SC MM 62.5 µm 250/900 µm with Protrusion Setting Tool and Easy Cleaver | 80-6114-9438-8 | 60 each per box | 60 each |
| 3M™ Fibrlok™ II Universal Optical Fiber Splice | | | | |
| 2529/C_60 | 3M Fibrlok II Universal Optical Fiber Splice for 250/900 µm fiber with Easy Cleaver | 80-6114-9439-6 | 60 each per box | 60 each |

3M™ Hot Melt Connectors

3M Hot Melt Connectors come pre-loaded with advanced 3M hot melt adhesive. There is no need for epoxy mixing and application so the termination time averages just two minutes. The 3M hot melt connector's reliability, high performance and ease of use, in both indoor and outdoor LANs worldwide, have made it an industry favorite.

The 3M™ Hot Melt LC Connector in both singlemode and multimode has all the advantages of our pre-loaded hot melt technology — and at half the size of our SC connector. With its high-performance adhesive and precision-centered ferrule polishing, it meets TIA 568B.3 requirements for a broad range of applications.



3M™ Hot Melt SC Connector



3M™ Hot Melt LC Connector

Features and Benefits

| 3M™ Hot Melt LC, SC, ST and FC Connectors | |
|---|---|
| Pre-loaded hot melt adhesive | Extended shelf life as compared to epoxy versions; fewer consumables (cost effective); no epoxy to mix; no syringe needed; shorter set-up time; no mess; no waste |
| No waiting for epoxy to cure | Termination in approximately two minutes increases productivity; short heat and cool cycle; saves time |
| Single-step polish for multimode | Only one abrasive to buy; faster polishing (cost effective) |
| Extended adhesive shelf life | Reduces outdated epoxy inventory and stock rotation requirements |
| Pre-radiused PC ferrule | Designed to provide contact of fibers; consistent performance |
| Zirconia ceramic ferrule | Durability; stability through temperature change; quality performance |
| Meets TIA/EIA 568-B.3 specifications | Rugged, reliable performance |

3M Hot Melt Connector Specifications

| Connector Type | Multimode | | | | Singlemode | | | |
|--|-----------------------------------|-----------------------------------|-----------------------------------|-----------------------------------|-----------------------------------|-----------------------------------|--------------------------------|--------------------------------|
| | ST | FC | SC | LC | ST | FC | SC | LC |
| Product Number | 6100 | 6200 | 6300 | 6600 | 8100YS | 8200 | 8300 | 8600 |
| Fiber size (µm) | 125 | 125 | 125 | 125 | 125 | 125 | 125 | 125 |
| Insertion loss (dB) Typical | <0.2 | <0.2 | <0.2 | <0.2 | <0.2 | <0.2 | <0.2 | <0.2 |
| Reflection (dB) Typical | -25 | -25 | -25 | -25 | -40 | -40 | -40 | -55 |
| Connection durability (dB) Change after 500 matings | <0.2 | <0.2 | <0.2 | <0.2 | <0.2 | <0.2 | <0.2 | <0.2 |
| Operating temperature Connector only (cable dependent) | -10° to 60°C (14° to 140°F) | -10° to 60°C (14° to 140°F) | -10° to 60°C (14° to 140°F) | -10° to 60°C (14° to 140°F) | -10° to 60°C (14° to 140°F) | -10° to 60°C (14° to 140°F) | -10° to 60°C (14° to 140°F) | -10° to 60°C (14° to 140°F) |

3M™ Hot Melt Connector Specifications (continued)

| Connector Type | Multimode | | | | Singlemode | | | |
|-------------------------------|---------------------------------|------------------------------------|--------------------------------------|---------------------------------|---------------------------------|--------------------------------------|---|---------------------------------|
| | ST | FC | SC | LC | ST | FC | SC | LC |
| Product Number | 6100 | 6200 | 6300 | 6600 | 8100YS | 8200 | 8300 | 8600 |
| Storage temperature | -40° to 85°C (-40° to 185°F) | -40° to 85°C (-40° to 185°F) | -40° to 85°C (-40° to 185°F) | -40° to 85°C (-40° to 185°F) | -40° to 85°C (-40° to 185°F) | -40° to 85°C (-40° to 185°F) | -40° to 85°C (-40° to 185°F) | -40° to 85°C (-40° to 185°F) |
| Cable tension | | | | | | | | |
| Straight pull | — | <0.5 dB increase at 20.5 lbs | <0.5 dB increase at 11.24 lbs. | — | — | <0.5 dB increase at 11.24 lbs. | <0.5 dB increase at 11.24 lbs. | — |
| Side pull | — | <0.5 dB increase at 3.0 lbs | <0.5 dB increase at 3 lbs. | — | — | <0.5 dB increase at 11.24 lbs. | <0.1 dB increase at 0.5 lbs. for 900 µm | — |
| Testing specifications | TIA* | TIA* | TIA* | TIA* | TIA* | TIA* | TIA* | TIA* |
| Material | | | | | | | | |
| Connector ferrule | Zirconia ceramic | Zirconia ceramic | Zirconia ceramic | Zirconia ceramic | Zirconia ceramic | Zirconia ceramic | Zirconia ceramic | Zirconia ceramic |
| Connector housing and body | Engineered resin | Engineered resin | Engineered resin | Engineered resin | Engineered resin | Engineered resin | Engineered resin | Engineered resin |
| Boot | Thermoplastic elastomer | Thermoplastic elastomer | Thermoplastic elastomer | Thermoplastic elastomer | Thermoplastic elastomer | Thermoplastic elastomer | Thermoplastic elastomer | Thermoplastic elastomer |
| Flame retardancy | UL-94 V-0 | UL-94 V-0 | UL-94 V-0 | UL-94 V-0 | UL-94 V-0 | UL-94 V-0 | UL-94 V-0 | UL-94 V-0 |
| Field termination kit | | | | | | | | |
| 120 V | 6366 | 6366 | 6366 | + | 6366 | 6366 | 6366 | + |
| 220 V | 6362 | 6362 | 6362 | | 6362 | 6362 | 6362 | |

*TIA =v TIA/EIA 568-B.3; Telcordia GR-326-CORE

+ LC hot melt connectors require the 6650-LC expansion kit plus either the 6366 or 6362

3M Hot Melt Connector Ordering Information

| Product Number | Description | Packaging | Min. Order | 3M ID |
|----------------|---|------------------|------------|----------------|
| 6100-B | MM Hot Melt ST ceramic, black boot | 1/bag, 60/carton | 60 each | 80-6111-2754-1 |
| 6100-R | MM Hot Melt ST ceramic, red boot | 1/bag, 60/carton | 60 each | 80-6111-2755-8 |
| 6100-W | MM Hot Melt ST ceramic, white boot | 1/bag, 60/carton | 60 each | 80-6111-2753-3 |
| 6200 | MM Hot Melt FC ceramic, white boot | 1/bag, 60/carton | 60 each | 80-6111-2758-2 |
| 6300-W | MM Hot Melt SC ceramic, white boot | 1/bag, 60/carton | 60 each | 80-6111-2757-4 |
| 6600-S | MM Hot Melt LC simplex 900 BTW white boot | 1/bag, 60/carton | 60 each | 80-6113-1429-7 |
| 6602-S | MM Hot Melt LC simplex 1.6-2.0 cable white boot | 1/bag, 60/carton | 60 each | 80-6113-1349-7 |
| 6603-S | MM Hot Melt LC simplex 2.4-3.0 cable white boot | 1/bag, 60/carton | 60 each | 80-6113-1430-5 |
| 6601-D | MM Hot Melt LC duplex 900 buffer white/beige boots | 1/bag, 60/carton | 60 each | 80-6113-1431-3 |
| 6602-D | MM Hot Melt LC duplex 1.6-2.0 cable white/beige boots | 1/bag, 60/carton | 60 each | 80-6113-1350-5 |
| 6603-D | MM Hot Melt LC duplex 2.4-3.0 cable white/beige boots | 1/bag, 60/carton | 60 each | 80-6113-1432-1 |
| 6604-D | MM Hot Melt LC duplex 900 buffer red/black boots | 1/bag, 60/carton | 60 each | 80-6113-1433-9 |
| 6605-D | MM Hot Melt LC duplex 1.6-2.0 cable red/black boots | 1/bag, 60/carton | 60 each | 80-6113-1434-7 |
| 6606-D | MM Hot Melt LC duplex 2.4-3.0 cable red/black boots | 1/bag, 60/carton | 60 each | 80-6113-1435-4 |
| 8100-YS | SM Hot Melt ST ceramic, yellow boot | 1/bag, 60/carton | 60 each | 80-6111-2762-4 |
| 8200-W | SM Hot Melt FC ceramic, white boot | 1/bag, 60/carton | 60 each | 80-6111-7612-6 |
| 8300 | SM Hot Melt SC ceramic, white boot | 1/bag, 60/carton | 60 each | 80-6111-2765-7 |
| 8600-S | SM Hot Melt LC simplex 900 BTW white boot | 1/bag, 60/carton | 60 each | 80-6113-1436-2 |
| 8602-S | SM Hot Melt LC simplex 1.6-2.0 cable white boot | 1/bag, 60/carton | 60 each | 80-6113-1351-3 |
| 8603-S | SM Hot Melt LC simplex 2.4-3.0 cable white boot | 1/bag, 60/carton | 60 each | 80-6113-1437-0 |
| 8601-D | SM Hot Melt LC duplex 900 buffer white/beige boots | 1/bag, 60/carton | 60 each | 80-6113-1438-8 |
| 8602-D | SM Hot Melt LC duplex 1.6-2.0 cable white/beige boots | 1/bag, 60/carton | 60 each | 80-6113-1352-1 |
| 8603-D | SM Hot Melt LC duplex 2.4-3.0 cable white/beige boots | 1/bag, 60/carton | 60 each | 80-6113-1439-6 |

Note: MM – Multimode; SM – Singlemode

3M™ Crimplok™ Connectors

3M™ Crimplok™ Connectors need no adhesive, providing the speed of non-adhesive connectors with the optical performance of 3M™ Hot Melt Connectors. 3M Crimplok connectors combine the speed of non-adhesive connectors with the performance to meet TIA 568B.3. By using proven malleable metal element fiber-gripping technology, these connectors are designed to be easily installed virtually anywhere without the need for electrical power. Termination time is less than one minute, making Crimplok connectors ideal for quick fiber connections to the desk.



3M™ Crimplok™ ST Connector

Features and Benefits

| 3M™ Crimplok™ Connectors | |
|--------------------------------------|---|
| Non-adhesive, non-splice design | Clean and simple terminations |
| No tool set-up required | Improved efficiency |
| No waiting for epoxy to cure | Termination in less than one minute with fully prepared fiber |
| No power or electricity required | Installation practically anywhere |
| Meets TIA/EIA 568-B.3 specifications | Rugged, reliable performance |

3M Crimplok Connector Specifications

| Connector Type | Multimode | | Singlemode | |
|---|---|---|--|--|
| | SC | ST | SC | ST |
| Product Number | 6900 | 6901 | 8900 | 8901 |
| Fiber size (µm) | 125 | 125 | 125 | 125 |
| Insertion loss (dB) Typical | <0.2 | <0.2 | <0.2 | <0.2 |
| Reflection (dB) Typical | -27 | -25 | -40 | -40 |
| Connector durability (dB) Change after 500 matings | <0.2 | <0.3 | <0.2 | <0.3 |
| Operating temperature | -10° to 60°C (14° to 140°F) | -10° to 60°C (14° to 140°F) | -10° to 60°C (14° to 140°F) | -10° to 60°C (14° to 140°F) |
| Storage temperature | -40° to 85°C (-40° to 185°F) | -40° to 85°C (-40° to 185°F) | -40° to 80°C (-40° to 176°F) | -40° to 85°C (-40° to 185°F) |
| Cable tension | | | | |
| Straight pull | <0.5 dB increase at 11.24 lbs. | — | <0.5 dB increase at 11.24 lbs. | — |
| Side pull | <0.5 dB increase at 3 lbs. | — | <0.5 dB increase at 3 lbs. | — |
| Material | | | | |
| Connector ferrule | Zirconia ceramic | Zirconia ceramic | Zirconia ceramic | Zirconia ceramic |
| Connector housing | Engineered resin | Thermoplastic polymer | Engineered resin | Thermoplastic polymer |
| Boot | Thermoplastic elastomer | Thermoplastic elastomer | Thermoplastic elastomer | Thermoplastic elastomer |
| Flame retardancy | UL-94 V-0 | UL-94 V-0 | UL-94 V-0 | UL-94 V-0 |
| Connector identification | Black Body Beige Shell Black Boot | Black Body Beige Shell Beige Boot | Black Body Blue Shell Black Boot | Black Body Beige Shell Blue Boot |
| Field termination kit | | | | |
| No power needed | 6955 | 6955 | 6955 | 6955 |

3M Crimplok Connector Ordering Information

| Product Number | Connector Type | Package | Minimum Order | 3M ID |
|----------------|----------------------------------|-----------|---------------|----------------|
| 6900 | MM Crimplok SC Connector ceramic | 60/carton | 60 each | 80-6108-4525-9 |
| 6901 | MM Crimplok ST Connector ceramic | 60/carton | 60 each | 80-6108-4523-4 |
| 8900 | SM Crimplok SC Connector ceramic | 60/carton | 60 each | 80-6110-1257-8 |
| 8901 | SM Crimplok ST Connector ceramic | 60/carton | 60 each | 80-6110-1259-4 |

Note: MM - Multimode; SM - Singlemode

3M™ Epoxy Connectors

3M Epoxy Connectors feature a pre-radiused, zirconia ceramic PC ferrule designed to provide contact of fibers for low reflection and low insertion loss. The 3M epoxy SC and FC connectors are intermateable within NTT specifications. Singlemode epoxy connectors are tested to Telcordia GR-326-CORE. These connectors are built to exacting ferrule length tolerances for maximum machine polish yield and bulk packaged to maximize factory cable assembly efficiency. 3M Epoxy Connectors can also be used with an anaerobic adhesive for fast-cure interconnect applications.



3M™ Epoxy SC Connector

Features and Benefits

3M™ Epoxy SC, ST and FC Connectors

| | |
|-------------------------------------|---|
| Pre-radiused PC ferrule | Fiber centered in radius; improved performance; designed to provide contact of fibers; low reflection; consistent performance; excellent transmission performance |
| Zirconia ceramic ferrule | Durability; stability through temperature change; quality performance; reduces reflection problems; field polish \leq -45 dB reflection (singlemode epoxy only) |
| Pull-proof (independent) ferrule | Designed to maintain optical contact (FC, SC) |
| High strength thermoplastic housing | Virtually eliminates flaking; resists corrosion (FC, SC) |
| Tested to Telcordia (SM) | Rugged and reliable long-term performance (FC,SC) |



3M™ Epoxy Connector Specifications

| Connector Type Product Number | Multimode | | | Singlemode | | | |
|---|--------------------------------------|---------------------------------|-------------------------------------|--------------------------------------|---------------------------------|-------------------------------------|-------------------------------------|
| | SC 6306 | ST 6105 | FC 6202 | SC 8306 | ST 8106 | FC 8203 | SC & FC/APC 8306 8206/ APC |
| Fiber size (µm) | 125 | 125 | 125 | 126 | 126 | 126 | 126 |
| Insertion loss (dB) Typical field mount @ 1300 nm | <0.2 | <0.2 | <0.2 | <0.3 | <0.3 | <0.3 | <0.2 |
| Reflection (dB) Typical | -25 | -25 | -25 | -45 | -40 | -45 | -65 |
| Connection durability (dB) Change after 500 matings | <0.2 | <0.2 1000 matings | <0.2 | <0.2 | <0.2 | <0.2 | <0.2 |
| Operating temperature Connector only (cable dependent) | -40° to 85°C (-40° to 185°F) | -40° to 85°C (-40° to 185°F) | -40° to 85°C (-40° to 185°F) | -40° to 85°C (-40° to 185°F) | -40° to 85°C (-40° to 185°F) | -40° to 85°C (-40° to 185°F) | -40° to 85°C (-40° to 185°F) |
| Storage temperature | -40° to 85°C (-40° to 185°F) | -40° to 85°C (-40° to 185°F) | -40° to 85°C (-40° to 185°F) | -40° to 85°C (-40° to 185°F) | -40° to 85°C (-40° to 185°F) | -40° to 85°C (-40° to 185°F) | -40° to 85°C (-40° to 185°F) |
| Cable tension Straight pull | <0.5 dB increase at 11.24 lbs. | — | <0.5 dB increase at 20.5 lbs. | <0.5 dB increase at 11.24 lbs. | — | <0.5 dB increase at 20.5 lbs. | <0.5 dB increase at 20.5 lbs. |
| Side pull | <0.5 dB increase at 3 lbs. | — | <0.5 dB increase at 3 lbs. | <0.3 dB increase at 3 lbs. | — | <0.5 dB increase at 3 lbs. | <0.5 dB increase at 3 lbs. |
| Testing specifications | TIA* | TIA* | TIA* | Telcordia/TIA* | TIA* | Telcordia/TIA* | Telcordia/TIA* |
| Material Connector ferrule | Zirconia ceramic | Zirconia ceramic | Zirconia ceramic | Zirconia ceramic | Zirconia ceramic | Zirconia ceramic | Zirconia ceramic |
| Connector housing & body | Engineered resin | Nickel plated zinc | Engineered resin | Engineered resin | Nickel plated zinc | Nickel plated zinc | Engineered resin |
| Boot | Thermoplastic elastomer | Thermoplastic elastomer | Thermoplastic elastomer | Thermoplastic elastomer | Thermoplastic elastomer | Thermoplastic elastomer | Thermoplastic elastomer |
| Flame retardancy | UL-94 V-0 | UL-94 V-0 | UL-94 V-0 | UL-94 V-0 | UL-94 V-0 | UL-94 V-0 | UL-94 V-0 |

*Notes: TIA = TIA/EIA 568-B.3; Telcordia GR-326-CORE
Specifications listed above based on a 2-part epoxy application.
See "Termination Kits" section for 3M Epoxy Connector termination tools.

3M Epoxy Connector Ordering Information

| Product Number | Connector Type | Package | Minimum Order | 3M ID |
|----------------|-----------------------------------|------------------|---------------|----------------|
| 6306 | MM Epoxy SC Connector ceramic | 1/bag, 60/carton | 60 each | 80-6107-6501-0 |
| 6105 | MM Epoxy SC Connector ceramic | 1/bag, 60/carton | 60 each | 80-6107-4705-9 |
| 6202 | MM Epoxy SC Connector ceramic | 1/bag, 60/carton | 60 each | 80-6107-6540-8 |
| 8306 | SM Epoxy SC Connector ceramic | 1/bag, 60/carton | 60 each | 80-6107-6498-9 |
| 8306-SC/APC | SM Epoxy SC/APC Connector ceramic | 1/bag, 60/carton | 60 each | 80-6111-6899-0 |
| 8106 | SM Epoxy ST Connector ceramic | 1/bag, 60/carton | 60 each | 80-6103-1827-3 |
| 8203 | SM Epoxy FC Connector ceramic | 1/bag, 60/carton | 60 each | 80-6107-6537-4 |
| 8206-FC/APC | SM Epoxy FC/APC Connector ceramic | 1/bag, 60/carton | 60 each | 80-6111-6900-6 |

Note: MM - Multimode; SM - Singlemode

3M™ Termination Kits

3M Termination Kits provide the tools and materials necessary to terminate the major fiber optic connectors in the industry today. Kits are available to meet your needs in terminating a variety of connectors.

3M™ Crimplok™+ Connector Kits

3M™ Crimplok™+ Connector Kits 8765-UPC/8765-APC provide the tools needed to terminate 3M Crimplok+ Connectors 8700-UPC 6700 and 8700-APC series, respectively. Both kits contain the same fiber preparation tools including a high quality cleaver, a work surface and a case with an integrated hook for easy hanging. Each kit contains a specific 3M™ Crimplok™+ Protusion Setting Tool and 3M™ Crimplok™+ Nano Finishing Tool, depending upon the connector type. UPC tools provide a square finish while APC tools provide a 8° angled finish.



3M™ Crimplok™+ SC/UPC Connector Kit 8765-UPC for 3M™ Crimplok™+ Connectors 8700-UPC and 6700 Series



3M™ Crimplok™+ SC/APC Connector Kit 8765-APC for 3M™ Crimplok™+ Connectors 8700-APC

3M™ Crimplok™+ Connector Kit Ordering Information

| Product Number | Description | Packaging | 3M ID |
|----------------|--------------------------------|-----------|----------------|
| 8765-UPC | Crimplok+ SC/UPC Connector Kit | 1 kit | 80-6113-8067-8 |
| 8765-APC | Crimplok+ SC/APC Connector Kit | 1 kit | 80-6113-8073-6 |

Replacement Parts for 3M™ Crimplok™+ Connector Kits

| Product Number | Description | Packaging | 3M ID |
|----------------|---|-----------|----------------|
| 8765-PS/UPC | Crimplok+ SC/UPC Protusion Setting Tool | 1/package | 80-6113-8074-4 |
| 8765-PS/APC | Crimplok+ SC/APC Protusion Setting Tool | 1/package | 80-6113-8095-9 |
| 8765-NF/UPC | Crimplok+ SC/UPC Nano Finishing Tool | 1/package | 80-6113-8075-1 |
| 8765-NF/APC | Crimplok+ SC/APC Nano Finishing Tool | 1/package | 80-6113-8096-7 |
| 2534 | Fiber cleaver | 1/package | 80-6113-2377-7 |
| 6362-TH | Stripping tool | 1/package | 80-6113-3936-9 |
| 6365-KS | Fiber snips | 1/package | 80-6113-0462-9 |
| 8765-LFW | Crimplok+ lint-free wipes (60 count) | 1/package | 80-6113-8753-3 |
| 8765-CS | Crimplok+ cleaning swabs (100 count) | 1/package | 80-6113-8754-1 |

3M™ No Polish Connector Kits

3M™ No Polish Connector Kits provide the tools and materials needed to terminate singlemode and multimode SC and LC flat splice no polish connectors. The 3M™ No Polish Connector Premium Kit with Cleaver 8865-C/PR has the tools of the regular 8865-C kit, but in a larger case with a work surface, fiber shard container, tweezers, brush and lint-free wipes in a tub. The 3M™ Fiber Optic Angle Cleave Kit 2565 provides the tools necessary to terminate 3M™ No Polish LC/APC and SC/APC Angle Splice Connectors. The 3M™ Fibrlok™ Angle Splice Assembly Tool 2501-AS is also included to terminate 3M™ Fibrlok™ Angle Splices. Replacement parts are available.



3M™ Fiber Optic Angle Cleave Kit 2565



3M™ No Polish Connector Kit 8865-C



3M™ No Polish Connector Premium Kit with Cleaver 8865-C/PR

3M™ No Polish Connector Kit Ordering Information

| Product Number | Description | Package | 3M ID |
|----------------|--|---------|----------------|
| 8865-C | No Polish Connector Kit with cleaver | 1 kit | 80-6113-2379-3 |
| 8865 | No Polish Connector Kit (no cleaver) | 1 kit | 80-6113-2378-5 |
| 8865-C/PR | No Polish Connector Premium Kit with cleaver | 1 kit | 80-6113-8783-0 |
| 2565 | Fiber optic angle cleaver kit with angle cleaver | 1 kit | 80-6113-2508-7 |

Replacement Parts for 3M™ No Polish Connector Kit

| Product Number | Description | Package | 3M ID |
|----------------|--------------------------------------|------------|----------------|
| 2534 | Fiber Optic Cleaver | 1 each | 80-6113-2377-7 |
| 2535 | Fiber Optic Angle Cleaver | 1 each | 80-6113-2423-9 |
| 8835-AT | No Polish LC Connector Assembly Tool | 1 each | 80-6113-2797-6 |
| 8845-AT | No Polish ST Connector Assembly Tool | 1 each | 80-6113-9519-7 |
| 8865-AT | No Polish SC Connector Assembly Tool | 1 each | 80-6113-2630-9 |
| 6362-TH | Stripping tool | 1 each | 80-6113-3936-9 |
| 6365-KS | Fiber snips | 1 each | 80-6113-0462-9 |
| 05-00017 | Lint free cloths | 100 sheets | 80-6104-4324-6 |

3M™ Hot Melt Termination Kits

3M™ Hot Melt Termination Kits 6366 (120V oven) and 6362 (230V oven) contain the tools and materials necessary to terminate 3M™ Hot Melt SC, ST, and FC Connectors, both singlemode and multimode. The 3M™ LC Hot Melt Expansion Kit 6650-LC is used in addition to the 6366/6362 hot melt termination kits to terminate 3M™ Hot Melt LC Connectors.



3M™ Hot Melt Termination Kits 6366 and 6362-230V



3M™ Hot Melt LC Expansion Kit 6650-LC

Features and Benefits

3M™ Hot Melt Termination Kits

| | |
|--|---|
| Microscope with oblique and coaxial lighting | Better dual view of fiber end face inspection |
| Roll-up tool pouch | Tools are organized and accessible |
| Universal hot melt holders | Fewer parts to carry, holds cable more securely |
| Instruction CD | Organized into video segments for quick reference |

3M Hot Melt Termination Kit Ordering Information

| Product Number | Description | Packaging | 3M ID |
|----------------|---|-----------|----------------|
| 6366 | Hot Melt Termination Kit for ST, FC, SC Hot Melt Connectors, 120V | 1 each | 80-6113-2599-6 |
| 6362-230V | Hot Melt Termination Kit for ST, FC, SC Hot Melt Connectors, 230V | 1 each | 80-6113-2598-8 |
| 6650-LC | Hot Melt LC Expansion Kit | 1 each | 80-6113-1353-9 |

3M Hot Melt Accessories Ordering Information

| Product Number | Description | Packaging | 3M ID |
|----------------|--|------------|----------------|
| 6365-CC | Hot Melt Consumable Kit for ST, SC, FC | 1 each | 80-6113-0452-0 |
| | Lapping film, 2 µm (254X) | 200 sheets | |
| | Lapping film, (263X) final polish | 50 sheets | |
| | Lint free cloth tub | 200 sheets | 80-6104-4324-6 |
| 6191 | 8892 Universal Polishing Jig | 1 each | 80-6110-0932-7 |
| | Hot Melt Cooling Stand | 1 each | 80-6106-2569-3 |
| 6650-LS | LC Lapping Film Singlemode Consumable Kit (polishes 400 connectors) | 1 each | 80-6113-1472-7 |
| | Lapping film, 9 µm (461X) | 20 sheets | |
| | Lapping film, 2 µm (254X) | 100 sheets | |
| | Lapping film, 0.5 µm (661X) | 40 sheets | |
| | Lapping film, final polish (863XW) | 80 sheets | |
| 6650-LM | LC Lapping Film Multimode Consumable Kit (polishes 400 connectors) | 1 each | 80-6113-1473-5 |
| | Lapping film, 9 µm (461X) | 20 sheets | |
| | Lapping film, 2 µm (254X) | 100 sheets | |

3M™ Hot Melt Termination Kit 6366/6362 Kit Components

| Product Number | Description | Contents Qty. | Replacement MOQ | Package | 3M ID |
|----------------|--|---------------|-----------------|---------|----------------|
| 6312 | 120V 6-port oven with cooling plate (6366 Kit) | 1 | 1 | 1 | 80-6111-6872-7 |
| 6323 | 230V 6-port oven with cooling plate (6362 Kit) | 1 | 1 each | 1 | 80-6111-6873-5 |
| 6365-HH | Universal connector holders, ST, SC, FC | 6 | 1 pkg | 4/pkg | 80-6113-1476-8 |
| 6365-PP | Round polishing pad | 2 | 1 each | 1 | 80-6113-0456-1 |
| 6192-A | 2 µm lapping film (pale green) | 200 | 1 each | 500/pkg | 60-6500-2346-2 |
| 863XW-DISK | Final lapping film (frosted) | 20 | 50 | 50/pkg | 60-0200-0626-2 |
| 8892 | Polishing jig | 2 | 1 | 1 | 80-6110-0932-7 |
| 05-0002 | Cable jacket stripper | 1 | 1 | 1 | 80-6104-4314-7 |
| 6365-KS | Fiber snips | 1 | 1 | 1 | 80-6113-0462-9 |
| 6362-TH | Stripping tool | 1 | 1 | 1 | 80-6113-3936-9 |
| 6365-CT | Crimp tool | 1 | 1 | 1 | 80-6113-0454-6 |
| 6365-FS | Fiber scribe | 1 | 1 | 1 | 80-6113-0458-7 |
| 6365-VS | View scope (200X) | 1 | 1 | 1 | 80-6113-0459-5 |
| 6366-CW | Cleaning wipes with dispenser | 100/pkg | 12 pkgs | 100/pkg | 80-6113-2618-4 |
| | 120V power cord (6366 Kit) | 1 | — | — | — |
| | 230V UK power cord (6362 Kit) | 1 | — | — | — |
| | 230V EU power cord (6362 Kit) | 1 | — | — | — |
| | 3M™ Scotch-Weld™ adhesive | 1 | — | — | — |
| | Alcohol bottle (empty) | 1 | — | — | — |
| | Water bottle (empty) | 1 | — | — | — |
| | Fiber scrap can | 1 | — | — | — |
| | Roll up pouch | 1 | — | — | — |
| | Fiber marking pen | 1 | — | — | — |
| | Stripping template | 1 | — | — | — |
| | Training CD ROM | 1 | — | — | — |
| | Quick reference guide | 1 | — | — | — |
| | Instructions (paper) | 1 | — | — | — |



3M™ Hot Melt Oven 6312

3M™ Crimplok™ Termination Kit

The Crimplok Termination Kit and accessories provide the tools and materials necessary to terminate 3M™ Crimplok™ Fiber Optic Connectors. Replacement parts are available.



3M™ Crimplok™ Kit 6955(components displayed)



3M™ Crimplok™ Kit 6955 (components loaded in pouch)

3M Crimplok Termination Kit Ordering Information

| Product Number | Description | Packaging | 3M ID |
|----------------|--------------------------|-----------|----------------|
| 6955 | Crimplok termination kit | 1 kit | 80-6109-3664-5 |

3M Crimplok Accessories Ordering Information

| Product Number | Product Description | Packaging | 3M ID |
|----------------|---------------------------|-----------|----------------|
| 6955-HSC | Scoring head, Crimplok SC | 1 each | 78-8073-7664-1 |
| 6955-HST | Scoring head, Crimplok ST | 1 each | 78-8073-7676-5 |
| 05-00251 | Cleaning Wires, 12 pack | 12/pkg. | 80-6104-4345-1 |

3M Crimplok Termination Kit 6955 Kit Components

| Product Number | Product Description | Contents Qty. | Replacement MOQ | Packaging | 3M ID |
|----------------|--|---------------|-----------------|------------|----------------|
| SP-00503 | Lapping film, Crimplok 2 μm (254x) | 50 | 50 | 50 sheets | 80-6108-4532-5 |
| SM | Lapping film, Crimplok SM (263x) | 50 | 50 | 50 sheets | 80-6110-1312-1 |
| 6955-T | Activation tool, Crimplok with ST & SC scoring heads | 1 | 1 | 1 each | 80-6109-3662-9 |
| 6365-CT | Universal crimp tool | 1 | 1 | 1 each | 80-6113-0454-6 |
| 6955-P | Polishing tool, Crimplok | 1 | 1 | 1 each | 80-6109-3727-0 |
| 8892 | Universal polishing jig | 1 | 1 | 1 each | 80-6110-0932-7 |
| 05-00002 | Cable jacket stripper | 1 | 1 | 1 each | 80-6104-4314-7 |
| 6365-KS | Fiber snips | 1 | 1 | 1 each | 80-6113-0462-9 |
| 05-00017 | Lint free cloths | 100/pkg | 1 pkg | 100 sheets | 80-6104-4324-6 |
| | 100x view scope | 1 | — | — | — |
| | Buffer stripper | 1 | — | — | — |
| | Alcohol bottle (empty) | 1 | — | — | — |
| | Water bottle (empty) | 1 | — | — | — |
| | Scotch® brand tape | 1 | — | — | — |
| 6362-TH | Stripping tool | 1 | 1 | 1 each | 80-6113-3936-9 |

3M™ Epoxy Termination Tools

3M provides connectors with zirconia ceramic ferrules for use with two-part or anaerobic epoxy.

These very high quality connectors are ideal for use in factory assembly applications or in field-mount restorations where a broad temperature range and stringent performance standards are required. The following 3M materials are available to use with common termination tools available on the market.

It is important to use the proper syringe dispensing tip to assure proper placement of adhesives inside the connector ferrule and avoid overflow.

3M™ Epoxy SC/APC and FC/APC Connectors require the angle polishing puck included in the APC conversion kits.

3M™ Epoxy Termination Tools Ordering Information

Necessary and required for 3M connector design

| Product Number | Description | Packaging | Min. Order | 3M ID |
|----------------|--|-------------|-------------|----------------|
| 05-00255 | Syringe, 3 cc | 25 | 25 | 80-6104-4347-7 |
| FO-25DT | Dispensing tips (green) | 1 pkg of 25 | 1 pkg of 25 | 80-6107-7441-8 |
| 6365-CT | Universal crimp tool | 1 | 1 | 80-6113-0454-6 |
| 8365-PP | Soft polishing pad | 1 | 1 | 80-6113-0457-9 |
| 261X-5S | FO Polish film 5 µm AL OC 4.5x5.5" SHT | 500 | 500 | 60-0700-0508-1 |
| 262X-1S | FO Polish film 1 µm AL OC 4.5x5.5" SHT | 500 | 500 | 60-0700-0507-3 |
| 661X-1.5S | FO Polish film 1.5 µm diamond 4.5x5.5" SHT | 25 | 25 | 60-0700-0514-9 |

Recommended and available for cable preparation and connector finish

| Product Number | Description | Packaging | Min. Order | 3M ID |
|----------------|-------------------------------|-----------|------------|----------------|
| 8892 | Universal polishing jig | 1 | 1 | 80-6110-0932-7 |
| 6365-FS | Carbide fiber scribe | 1 | 1 | 80-6113-0458-7 |
| 6365-KS | Fiber snips | 1 | 1 | 80-6113-0462-9 |
| 6362-TH | Stripping tool | 1 | 1 | 80-6113-3936-9 |
| 6365-VS | 200x view scope | 1 | 1 | 80-6113-0459-5 |
| 6366-CW | Cleaning wipes with dispenser | 12 | 12 | 80-6113-2618-4 |
| 05-00017 | Lint free cloths 100-pack | 1 | 1 | 80-6104-4324-6 |





3M™ Fibrlok™ Optical Splice System

The 3M™ Fibrlok™ Optical Splice is one of the leading mechanical splices and is now specified in fiber-to-the-premises projects as a substitute for fusion splicing. It provides a precise, simple, and low-cost method of splicing single and multiple optical fibers without electrical power. The Fibrlok splicing system is designed to minimize the need for lengthy training, specialized skills or experience. Whether your application is aerial, buried, underground or pedestal; outside plant or inside building; Fibrlok splicing is the ideal solution.

3M™ Fibrlok™ Single Fiber Optical Splicing System 2500 Series

The 3M™ Fibrlok™ Single Fiber Optical Splicing System 2500 Series is designed to easily splice any combination of 250 or 900 micron coated fibers with inexpensive tooling and no electrical power. Fibrlok single fiber optical splices utilize a metallic splicing element held inside a molded plastic body and cap to provide a fast, permanent splice. Index matching gel at the fiber splice interface helps enable a low-loss splice that maintains transmission quality over the life of the network. Assembly of the inexpensive Fibrlok splice requires only removal of the fiber coating, cleaning and cleaving of the fiber.

3M offers three different configurations of single fiber splices to meet different application needs: Fibrlok II splicing for 250 μm or 900 μm fibers, Fibrlok 250 μm for splicing 250 μm fibers and Fibrlok II Splice/Holder which eliminates the need for a separate assembly tool by integrating the Fibrlok II splice, tool and tray together.

3M™ Fibrlok™ Multi-Fiber Optical Splicing System 2600 Series

The 3M™ Fibrlok™ Multi-fiber Optical Splicing System 2600 is designed to splice up to 12 fibers in less than five minutes. The Fibrlok multi-fiber optical splicing system uses field proven Fibrlok single splice technology to provide fast, efficient and permanent splicing of multiple optical fibers. Splices are available in 4-, 8-, and 12-fiber versions.



3M™ Fibrlok™ II Universal Optical Fiber Splice 2529

3M™ Fibrlok™ II Universal Optical Fiber Splice 2529

The 2529 optical fiber splice has successfully spliced combinations of 250 μm and 900 μm singlemode or multimode fibers for over 15 years. Utilizing the rugged, low cost 3M™ Fibrlok™ Assembly Tool 2501, the 2529 splice can be installed in most indoor or outdoor applications.



3M™ Fibrlok™ II Splice/Holder 2539

3M™ Fibrlok™ II Splice/Holder 2539

The 2539 splice/holder integrates the 3M Fibrlok II splice 2529, actuation tool, and holder all in one package. It helps enable fast, on-site installation without a separate assembly tool or splice tray. 3M™ VHB™ Tape on the bottom of the splice/holder permanently holds it at the splice location.



3M™ Fibrlok™ 250 μm Fiber Splice 2540G

3M™ Fibrlok™ 250 μm Fiber Splice 2540G

The 2540G splice helps enable fast, easy splicing of 250 μm singlemode and multimode fiber for most splice installations, including fiber-to-the-premises. Using the small, rugged 3M™ Fibrlok™ Assembly Tool 2504G, it can be installed in almost any environment, whether it is an aerial application or inside a building.



3M™ Fibrlok™ II Angle Fiber Splice 2529-AS

3M™ Fibrlok™ II Angle Fiber Splice 2529-AS

The 2529-AS splice was designed for the splicing of combinations of 250 μm and 900 μm fibers. The Fibrlok angle splices help enable fast, on-site installation of fiber with <-60 dB optical reflection across temperature extremes for excellent analog video transmission performance.



3M™ Fibrlok™ 250 μm Angle Fiber Splice 2540-AS

3M™ Fibrlok™ 250 μm Angle Fiber Splice 2540-AS

The 2540-AS splice specifically splices 250 μm fiber with a smaller form factor. The 2540-AS angle fiber splice helps enable fast, on-site installation with <-60 dB optical reflection across temperature extremes for excellent analog video transmission performance.

Features and Benefits

3M™ Fibrlok™ Single Fiber Optical Splices

| | |
|----------------------------------|--|
| < 0.1 dB insertion loss | High performance, permanent splices |
| 30 second installation time | Increased productivity |
| Minimum tooling requirements | Low capital cost |
| No epoxy or electricity required | Easy on-site installation |
| Simple, easy to use | Minimal training, lower installed cost |
| Strong fiber retention | No fiber movement |
| Keyed, angle cleave splice | Low reflection, <-60dB across temperature extremes |



3M™ Fibrlok™ Angle Splice Assembly Tool 2501-AS

3M™ Fibrlok™ Single Fiber Optical Splices Specifications

| Product Number | 2529/2529-AS | 2539 | 2540G/2540-AS |
|------------------------------|--|--|--|
| Dimensions | 3.8 mm x 6.4 mm x 38.1 mm (0.15" x 0.25" x 1.50") | 12.9 mm x 12.0 mm x 66.0 mm (0.51" x 0.47" x 2.60") | 4 mm x 4 mm x 36 mm (0.16" x 0.16" x 1.42") |
| Fiber diameter | 125 µm | 125 µm | 125 µm |
| Coating diameter | 250 or 900 µm | 250 or 900 µm Tight Buffer | 250 µm |
| Installation time | < 30 seconds after fiber preparation | < 30 seconds after fiber preparation | < 30 seconds after fiber preparation |
| Mean insertion loss | < 0.1 dB | < 0.1 dB | < 0.1 dB |
| Return loss | 2529: <-40 dB Typical 2529-AS: <-60 dB | <-40 dB Typical | 2540G: <-40 dB Typical 2540-AS: <-60 dB |
| Tensile strength | 4.4N (1.0 lbf) Minimum | 4.4N (1.0 lbf) Minimum | 4.4N (1.0 lbf) Minimum |
| Operating temperature | -40°C to 75°C (-40°F to 167°F) | -40°C to 75°C (-40°F to 167°F) | -40°C to 75°C (-40°F to 167°F) |
| Material | Engineering thermoplastic with aluminum alloy element & index matching gel | Engineering thermoplastic with aluminum alloy element, index matching gel & VHB tape | Engineering thermoplastic with aluminum alloy element & index matching gel |

3M™ Fibrlok™ Single Fiber Optical Splices Ordering Information

| Product Number | Description | Packaging | Min. Order | 3M ID |
|-----------------------|---|-------------------|------------|----------------|
| Splices | | | | |
| 2529 | Fibrlok II Universal Optical Fiber Splice for 250 and 900 µm fiber | 6/pkg. 10 pkg/cs. | 60 each | 80-6107-5589-6 |
| 2529-K | Fibrlok II 2529 Splices with Assembly Tool (60 splices, one 2501 assembly tool) | 1 kit/cs. | 1 kit | 80-6107-5830-4 |
| 2539 | Fibrlok II Splice/Holder, integrated actuation tool, and holder with tape | 1/pkg. 60 pkg/cs. | 60 each | 80-6113-2005-4 |
| 2540G | Fibrlok 250 µm Fiber Splice for 250 µm fiber | 5/pkg. 12 pkg/cs. | 60 each | JE-4200-9482-1 |
| 2529-AS | Fibrlok II Angle Fiber Splice | 60/package | 60 each | 80-6113-2737-2 |
| 2540-AS | Fibrlok 250 µm Angle Fiber Splice | 60/package | 60 each | JE-4200-8435-0 |
| Assembly Tools | | | | |
| 2501 | Required for Fibrlok II 2529 | 1/cs. | 1 each | 80-6105-8187-0 |
| 2504G | Required for Fibrlok 250 µm 2540G | 1/cs. | 1 each | JE-4200-8318-8 |
| 2501-AS | Required for Fibrloks 2529-AS and 2540-AS | 1/cs. | 1 each | 80-6113-2424-7 |



3M™ Fibrlok™ Splice Kit with Cleaver 2559-C



3M™ Cleaver 2534



3M™ Fiber Optic Angle Cleaver Kit 2565 includes 3M™ Fiber Optic Angle Cleaver 2535, 3M™ Fibrlok™ Angle Splice Assembly Tool 2501-AS and all tools necessary for 3M™ Fibrlok™ Angle Splices.

3M™ Fibrlok™ Splice Kits

The 3M Fibrlok Splice Kits for flat splices are available with (2559-C) and without (2559) a fiber cleaver and contain all the materials needed to terminate 3M™ Fibrlok™ Splices whether it be a singlemode or multimode splice. Detailed instructions are also provided. Included in the kits are the 3M™ Fibrlok™ II Assembly Tool 2501 and 3M™ Fibrlok™ 250 μm Assembly Tool 2504G, simple-to-use tools designed for fast and easy installation.

The 3M™ Fibrlok™ Splice Kit 2559-C contains:

- 2501 assembly tool for 3M™ Fibrlok™ II Splice 2529
- 2504G assembly tool for 3M™ Fibrlok™ 250 μm Splice 2540G
- 3M™ Fiber Cleaver 2534 (not included in 2559 kit)
- 3M™ Fiber Stripping Tool 6362-TH
- 3M™ Fiber Snips (scissors) 6365-KS
- Lint free cloths (100/pkg.)
- Cleaning alcohol bottle
- 3M™ Fibrlok™ II splice 2529 (6 each)
- 3M™ Fibrlok™ 250 μm 2540G (5 each)
- 3M™ Fibrlok™ II Splice/Holder 2539 (2 each)

The 3M™ Fiber Optic Angle Cleaver Kit 2565 provides all the tools to terminate the 3M Fibrlok Angle Splice 2529-AS and 2540-AS. Also included in the kits are the 3M™ No Polish Connector Assembly Tools 8865-AT and 8835-AT for terminating SC and LC angle splice connectors. Replacement parts are available.

3M Fibrlok Splice Kits and Accessories Ordering Information

| Product Number | Description | Packaging | Minimum Order | 3M ID |
|---|---|-----------|---------------|----------------|
| Kits | | | | |
| 2559-C | Fibrlok Splice Kit with fiber cleaver | 1/cs. | 1 each | 80-6113-2376-9 |
| 2559 | Fibrlok Splice Kit without fiber cleaver | 1/cs. | 1 each | 80-6113-2375-1 |
| 2565 | Fiber Optic Angle Cleave Kit with angle cleaver | 1/cs. | 1 each | 80-6113-2508-7 |
| Replacements for 3M Fibrlok Splice Kit | | | | |
| 2501 | Assembly tool required for Fibrlok II splice 2529 | 1/cs. | 1 each | 80-6105-8187-0 |
| 2504G | Assembly tool required for Fibrlok 250 μm 2540G | 1/cs. | 1 each | JE-4200-8318-8 |
| 2534 | Fiber cleaver | 1/cs. | 1 each | 80-6113-2377-7 |
| 6362-TH | Stripping tool | 1/cs. | 1 each | 80-6113-3936-9 |
| 6365-KS | Fiber snips | 1/cs. | 1 each | 80-6113-0462-9 |
| 05-00017 | Lint free cloths | 100/pkg. | 1 pkg. | 80-6104-4324-6 |
| 2535 | Fiber optic angle cleaver | 1/cs. | 1 each | 80-6113-2423-9 |
| 2501-AS | Fibrlok Angle Splice assembly tool | 1/cs. | 1 each | 80-6113-2424-7 |

3M™ Fibrlok™ Multi-Fiber Optical Splicing System 2600

The 2600 splice uses the same field-proven Fibrlok splice technology to provide fast, efficient and permanent splicing of multiple optical fibers. The Fibrlok multi-fiber splicing system consists of a consumable splice “module” and associated fiber preparation and splicing tools. Splices are available in 4-, 8-, and 12-fiber versions, for both fiber optic ribbon and “ribbonized” fibers, and can be assembled in less than five minutes. This makes the Fibrlok multi-fiber splice ideal for both new construction and cable restoration applications.



3M™ Fibrlok™ Multi-Fiber Optical Splicing System 2600

Features and Benefits

3M™ Fibrlok™ Multi-Fiber Optical Splicing System 2600

| | |
|--|--|
| 3M proprietary metallic splice element | High performance, permanent |
| Simple splice actuation tool | Fast – fiber optic splices |
| Minimum tooling requirements | Lowers capital costs |
| Requires no epoxy or electricity | Helps enable easy on-site installation |
| Completes splice in less than five minutes | Ideal for both new construction and cable restoration applications |
| Integrated fiber splice element and protective cover | Fibers aligned precisely and permanently in place |

3M™ Fibrlok™ Multi-Fiber Splice Preparation Kits

The 2600 splice preparation kit provides the components required to assemble the multi-fiber splice. The 3M™ Fibrlok™ Ribbon Construction Tool 2670 provides organization and “ribbonizing” of individual 250 µm coated fibers prior to splicing. The Fibrlok tooling is designed to minimize the required tooling investment.



3M™ Fibrlok™ Multi-Fiber Splice Preparation Kit 2600

3M Fibrlok Multi-Fiber Splice and Preparation Kit Ordering Information

| Product Number | Description | Packaging | Minimum Order | 3M ID |
|----------------|---|--------------------|---------------|----------------|
| 2600 | Fibrlok Multi-Fiber Optical Splice Prep Kit | 1/cs. | 1 each | 80-6106-1765-8 |
| 2604 | Fibrlok Multi-Fiber Optical Splice (4-fiber) | 1/pkg. 12 pkg./cs. | 12 each | 80-6106-1761-7 |
| 2608 | Fibrlok Multi-Fiber Optical Splice (8-fiber) | 1/pkg. 12 pkg./cs. | 12 each | 80-6107-4780-2 |
| 2612 | Fibrlok Multi-Fiber Optical Splice (12-fiber) | 1/pkg. 12 pkg./cs. | 12 each | 80-6106-1764-1 |
| 2620 | Multi-fiber optical splice actuator tool | 1/cs. | 1 each | 80-6106-1767-4 |
| 2670 | Multi-fiber ribbon construction tool kit | 1/cs. | 1 each | 80-6106-1788-0 |
| 2671 | Fiber optic ribbon construction tape | 1000/pkg. | 1 pkg. | 80-6107-4395-9 |
| 2631-A | Multi-fiber stripper wall plug transformer (230v) | 1/cs. | 1 each | xx-xxxx-xxxx-x |
| 2635 | Multi-fiber stripper tube guide (12-fiber, AT&T ASR ribbon) | 1/cs. | 1 each | 80-6107-4795-0 |
| 2652-B | Multi-fiber cleaver spacer gauge assembly | 1/cs. | 1 each | 80-6113-8416-7 |
| 2653 | Multi-fiber holder assembly (12-fiber, AT&T ASR ribbon) | 1/cs. | 1 each | 80-6107-7199-2 |
| 05-00017 | Lint free cloths | 100/pkg. | 1 pkg. | 80-6104-4324-6 |

Expertise in your application.

3M products are high-quality, versatile, easy to install, and facilitate high-speed deployment – giving you a smarter total solution. For years, customers have relied on 3M fiber optics technologies to leverage existing infrastructure or to install completely new networks. 3M continues to develop new and innovative products to extend our breadth of line, and help improve your bottom line.

The Network of Networks

The 3M Network of Networks is a world leader in communication technology, connecting products, people and companies by harnessing the power of more than 45 technology platforms to create customer-centric innovations. The Network of Networks connects smart grids to smart phones, datacenters to desktops, greenfield to brownfield, wireline to wireless and customers to their goals. To get the Network of Networks working for you, visit 3M.com/Telecom.

3M Fiber Optic Products

Fiber Optic Splices and Connectors

- 3M™ Crimplok™+ SC Connectors
- 3M™ No Polish SC/LC/ST Connectors
- 3M™ No Polish SC and LC Connectors for Jacketed Cable
- 3M™ Hot Melt LC/SC/ST/FC Connectors
- 3M™ Crimplok™ SC/ST Connectors
- 3M™ Fibrlok™ Single-Fiber Optical Splicing System 2500 Series
- 3M™ Fibrlok™ Multi-Fiber Optical Splicing System 2600 Series
- 3M™ Fiber Connector Termination Kits and Accessories

Fiber Optic Terminals and Closures

- 3M™ Fiber Dome Closures and Terminals
- 3M™ Fiber Optic Splice Case 2178 Series
- 3M™ Fiber Splice Closure System LL Series
- 3M™ SLiC™ Fiber Aerial Closures and Terminals

Fiber Pathways

- 3M™ One Pass Fiber Pathway (Hallway)
- 3M™ One Pass Mini Fiber Pathway

Fiber Distribution Terminals

- 3M™ Mini Cable Transition Box BTI
- 3M™ Sub-Compact Cable Transition Terminal CTB-FTB
- 3M™ Sub-Compact Fiber Distribution Terminal PBPOC 6-12
- 3M™ Sub-Compact Fiber Distribution Box PBPO 6-12
- 3M™ Compact Fiber Distribution Box PBO-T1

Locating and Marking Products

- 3M™ Dynatel™ Locators 2200 Series
- 3M™ Dynatel™ Locators 2200M/M-iD Series
- 3M™ Dynatel™ Marker Locator 1420-iD Series
- 3M™ Electronic Marker System (EMS)

Network Accessories

- 3M™ Fire Protection Products
- 3M™ Holding and Fastening Products
- 3M™ Identification Products
- 3M™ Reflective Tape
- 3M™ ScotchCode™ Marker and Label Products
- 3M™ and Scotch® Vinyl Electrical Tapes



3M, Fibrolk, VHB, SLiC, Dynatel, Scotch, Scotchcode, Scotch-Weld and Crimplok are trademarks of 3M Company.

Note: Product specifications and descriptions in this document are subject to change.

Important Notice

[*http://solutions.3m.com/wps/portal/3M/en_US/SD/Supplier/Direct/Resource/RoHS/](http://solutions.3m.com/wps/portal/3M/en_US/SD/Supplier/Direct/Resource/RoHS/)

All statements, technical information, and recommendations related to 3M's products are based on information believed to be reliable, but the accuracy or completeness is not guaranteed. Before using this product, you must evaluate it and determine if it is suitable for your intended application. You assume all risks and liability associated with such use. Any statements related to the product which are not contained in 3M's current publications, or any contrary statements contained on your purchase order shall have no force or effect unless expressly agreed upon, in writing, by an authorized officer of 3M.

Warranty; Limited Remedy; Limited Liability.

This product will be free from defects in material and manufacture for a period of 12 months from the time of purchase. 3M MAKES NO OTHER WARRANTIES INCLUDING, BUT NOT LIMITED TO, ANY IMPLIED WARRANTY OF MERCHANTABILITY OR FITNESS FOR A PARTICULAR PURPOSE. If this product is defective within the warranty period stated above, your exclusive remedy shall be, at 3M's option, to replace or repair the 3M product or refund the purchase price of the 3M product. Except where prohibited by law, 3M will not be liable for any loss or damage arising from this 3M product, whether indirect, special, incidental or consequential regardless of the legal theory asserted.

RoHS
Compliant
2011/65/EU



Communication Markets Division

6801 River Place Blvd.
Austin, TX 78726-9000
800/426 8688
Fax 800/626 0329
www.3M.com/Telecom

Please recycle. Printed in USA.
© 3M 2014. All rights reserved.
80-6113-8674-1

Компания «Life Electronics» занимается поставками электронных компонентов импортного и отечественного производства от производителей и со складов крупных дистрибьюторов Европы, Америки и Азии.

С конца 2013 года компания активно расширяет линейку поставок компонентов по направлению коаксиальный кабель, кварцевые генераторы и конденсаторы (керамические, пленочные, электролитические), за счёт заключения дистрибьюторских договоров

Мы предлагаем:

- Конкурентоспособные цены и скидки постоянным клиентам.
- Специальные условия для постоянных клиентов.
- Подбор аналогов.
- Поставку компонентов в любых объемах, удовлетворяющих вашим потребностям.
- Приемлемые сроки поставки, возможна ускоренная поставка.
- Доставку товара в любую точку России и стран СНГ.
- Комплексную поставку.
- Работу по проектам и поставку образцов.
- Формирование склада под заказчика.
- Сертификаты соответствия на поставляемую продукцию (по желанию клиента).
- Тестирование поставляемой продукции.
- Поставку компонентов, требующих военную и космическую приемку.
- Входной контроль качества.
- Наличие сертификата ISO.

В составе нашей компании организован Конструкторский отдел, призванный помогать разработчикам, и инженерам.

Конструкторский отдел помогает осуществить:

- Регистрацию проекта у производителя компонентов.
- Техническую поддержку проекта.
- Защиту от снятия компонента с производства.
- Оценку стоимости проекта по компонентам.
- Изготовление тестовой платы монтаж и пусконаладочные работы.



Тел: +7 (812) 336 43 04 (многоканальный)

Email: org@lifeelectronics.ru