


Ground modular terminal block - USLKG 2,5 N - 0441119

Please be informed that the data shown in this PDF Document is generated from our Online Catalog. Please find the complete data in the user's documentation. Our General Terms of Use for Downloads are valid (<http://download.phoenixcontact.com>)




Ground modular terminal block, Connection method: Screw connection, Cross section: 0.2 mm² - 4 mm², AWG 24 - 12, Width: 5.2 mm, Color: green-yellow, Mounting type: NS 35/7.5, NS 35/15, NS 32

Product description

Ground modular terminal block, Connection method: Screw connection, Cross section: 0.2 mm² - 4 mm², AWG 24 - 12, Width: 5.2 mm, Color: green-yellow, Mounting type: NS 35/7.5, NS 35/15, NS 32



Key commercial data

Packing unit	1
Minimum order quantity	50
Catalog page	Page 410 (CL1-2011)
GTIN	 4 017918 002183
Weight per piece (including packing)	0.0 GRM
Weight per Piece (excluding packing)	16.71 GRM
Country of origin	TURKEY

Technical data

General

Number of levels	1
Number of connections	2
Color	green-yellow
Insulating material	PA
Inflammability class according to UL 94	V0

Dimensions

Width	5.2 mm
Length	42.5 mm
Height NS 35/7.5	42 mm
Height NS 35/15	49.5 mm
Height NS 32	47 mm

Ground modular terminal block - USLKG 2,5 N - 0441119

Technical data

Technical data

Rated surge voltage	8 kV
Pollution degree	3
Surge voltage category	III
Insulating material group	I
Connection in acc. with standard	IEC 60947-7-2
Open side panel	nein

Connection data

Conductor cross section solid min.	0.2 mm ²
Conductor cross section solid max.	4 mm ²
Conductor cross section stranded min.	0.2 mm ²
Conductor cross section stranded max.	2.5 mm ²
Conductor cross section AWG/kcmil min.	24
Conductor cross section AWG/kcmil max	12
Conductor cross section stranded, with ferrule without plastic sleeve min.	0.25 mm ²
Conductor cross section stranded, with ferrule without plastic sleeve max.	2.5 mm ²
Conductor cross section stranded, with ferrule with plastic sleeve min.	0.25 mm ²
Conductor cross section stranded, with ferrule with plastic sleeve max.	1.5 mm ²
2 conductors with same cross section, solid min.	0.2 mm ²
2 conductors with same cross section, solid max.	1 mm ²
2 conductors with same cross section, stranded min.	0.2 mm ²
2 conductors with same cross section, stranded max.	1 mm ²
2 conductors with same cross section, stranded, TWIN ferrules with plastic sleeve, min.	0.5 mm ²
2 conductors with same cross section, stranded, TWIN ferrules with plastic sleeve, max.	1.5 mm ²
2 conductors with same cross section, stranded, ferrules without plastic sleeve, min.	0.25 mm ²
2 conductors with same cross section, stranded, ferrules without plastic sleeve, max.	1.5 mm ²
Connection method	Screw connection
Stripping length	7 mm
Screw thread	M3
Tightening torque, min	0.6 Nm
Tightening torque max	0.8 Nm

Classifications

eClass

eClass 4.0	27141120
eClass 4.1	27141120
eClass 5.0	27141120

Ground modular terminal block - USLKG 2,5 N - 0441119

Classifications

eclass

eClass 5.1	27141120
eClass 6.0	27141120

etim

ETIM 2.0	EC000901
ETIM 3.0	EC000901
ETIM 4.0	EC000901

unspsc

UNSPSC 6.01	30211811
UNSPSC 7.0901	39121410
UNSPSC 11	39121410
UNSPSC 12.01	39121410
UNSPSC 13.2	39121410

Approvals

Certificates

Certification

CSA / UL Recognized / KEMA-KEUR / cUL Recognized / GOST / LR / GL / BV / PRS / KR / CCA / DNV / GOST / cULus Recognized

Certification EX

IECEX / ATEX / FM approved

Certification submitted

Approval details

CSA	
mm ² /AWG/kcmil	28-12

UL Recognized	
mm ² /AWG/kcmil	30-12

KEMA-KEUR	
mm ² /AWG/kcmil	1.5

Ground modular terminal block - USLKG 2,5 N - 0441119

Approvals

cUL Recognized	
mm ² /AWG/kcmil	30-12

GOST

LR

GL

BV

PRS

KR

CCA	
mm ² /AWG/kcmil	2.5

DNV

GOST

cULus Recognized

Accessories

Accessories

Assembly

DIN rail - NS 35/ 7,5 CU UNPERF 2000MM - 0801762



DIN rail, material: Copper, unperforated, height 7.5 mm, width 35 mm, length: 2 m

Ground modular terminal block - USLKG 2,5 N - 0441119

Accessories

DIN rail - NS 32 CU/120QMM UNPERF 2000MM - 1201280



G-profile DIN rail, deep-drawn, material: Copper, unperforated, height 15 mm, width 32 mm, length 2 m

DIN rail - NS 35/15 UNPERF 2000MM - 1201714



DIN rail, material: Steel, unperforated, height 15 mm, width 35 mm, length: 2 m

DIN rail - NS 32 CU/35QMM UNPERF 2000MM - 1201358



G-profile DIN rail, material: Copper, unperforated, height 15 mm, width 32 mm, length 2 m

DIN rail - NS 32 AL UNPERF 2000MM - 1201028



G rail 32 mm (NS 32)

DIN rail - NS 32 UNPERF 2000MM - 1201015



G-profile DIN rail, material: Steel, unperforated, height 15 mm, width 32 mm, length 2 m

DIN rail - NS 32 PERF 2000MM - 1201002



G-profile DIN rail, material: Steel, perforated, height 15 mm, width 32 mm, length 2 m

Ground modular terminal block - USLKG 2,5 N - 0441119

Accessories

DIN rail - NS 35/15 CU UNPERF 2000MM - 1201895



DIN rail, material: Copper, unperforated, 1.5 mm thick, height 15 mm, width 35 mm, length: 2 m

DIN rail perforated - NS 35/15 PERF 2000MM - 1201730



DIN rail, material: steel galvanized and passivated with a thick layer, perforated, height 15 mm, width 35 mm, length: 2000 mm

DIN rail perforated - NS 35/ 7,5 PERF 2000MM - 0801733



DIN rail, material: steel galvanized and passivated with a thick layer, perforated, height 7.5 mm, width 35 mm, length: 2000 mm

DIN rail - NS 35/ 7,5 UNPERF 2000MM - 0801681



DIN rail, material: Steel, unperforated, height 7.5 mm, width 35 mm, length: 2 m

Marking

Zack marker strip - ZB 5:SO/CMS - 1050295



Zack marker strip, white, For terminal block width: 5 mm

Ground modular terminal block - USLKG 2,5 N - 0441119

Accessories

Marker cards - SBS 5:UNBEDRUCKT - 1007219

Marker cards, Card, white, Unlabeled, Can be labeled with: Plotter, Mounting type: Snap into tall marker groove, Snap into flange



Zack marker strip - ZB 5 :UNBEDRUCKT - 1050004

Zack marker strip, Strip, white, Unlabeled, Can be labeled with: Plotter, Mounting type: Snap into tall marker groove, For terminal block width: 5 mm



Zack marker strip - ZB 5/WH-100:UNBEDRUCKT - 5060906

Zack marker strip, Strip, white, Unlabeled, Can be labeled with: Plotter, Mounting type: Snap into tall marker groove, For terminal block width: 5 mm



Zack marker strip - ZB 5:SO/CMS - 1050295

Zack marker strip, white, For terminal block width: 5 mm



Marker pen - X-PEN 0,35 - 0811228

Marker pen without ink cartridge, for manual labeling of markers, labeling extremely wipe-proof, line thickness 0.35 mm



Tools

Ground modular terminal block - USLKG 2,5 N - 0441119

Accessories

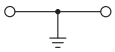
Screwdriver - SZS 0,6X3,5 - 1205053

Actuation tool, for ST terminal blocks, insulated, also suitable for use as a bladed screwdriver, size: 0.6 x 3.5 x 100 mm, 2-co



Drawings

Circuit diagram



© Phoenix Contact 2012 - all rights reserved
<http://www.phoenixcontact.com>

Компания «Life Electronics» занимается поставками электронных компонентов импортного и отечественного производства от производителей и со складов крупных дистрибьюторов Европы, Америки и Азии.

С конца 2013 года компания активно расширяет линейку поставок компонентов по направлению коаксиальный кабель, кварцевые генераторы и конденсаторы (керамические, пленочные, электролитические), за счёт заключения дистрибьюторских договоров

Мы предлагаем:

- Конкурентоспособные цены и скидки постоянным клиентам.
- Специальные условия для постоянных клиентов.
- Подбор аналогов.
- Поставку компонентов в любых объемах, удовлетворяющих вашим потребностям.
- Приемлемые сроки поставки, возможна ускоренная поставка.
- Доставку товара в любую точку России и стран СНГ.
- Комплексную поставку.
- Работу по проектам и поставку образцов.
- Формирование склада под заказчика.
- Сертификаты соответствия на поставляемую продукцию (по желанию клиента).
- Тестирование поставляемой продукции.
- Поставку компонентов, требующих военную и космическую приемку.
- Входной контроль качества.
- Наличие сертификата ISO.

В составе нашей компании организован Конструкторский отдел, призванный помогать разработчикам, и инженерам.

Конструкторский отдел помогает осуществить:

- Регистрацию проекта у производителя компонентов.
- Техническую поддержку проекта.
- Защиту от снятия компонента с производства.
- Оценку стоимости проекта по компонентам.
- Изготовление тестовой платы монтаж и пусконаладочные работы.



Тел: +7 (812) 336 43 04 (многоканальный)

Email: org@lifeelectronics.ru