

RoHS **HF** **LoRho™ Surface Mount Series**



**Description**

Littelfuse LoRho™ Surface Mount PPTC (Polymer Positive Temperature Coefficient) devices provide overcurrent protection for applications where ultra low internal resistance, ultra low voltage drop and automatic resettable protection are desired. This new series allows a higher hold current device in a smaller factor and lower profile as compared to a standard PPTC. It offers ultra low internal resistance while maintaining the high level electrical characteristics and performances of standard PPTC products. All devices are UL and TUV recognized and have maximum fault current of 50A. They are available in 0402 to 2920 sizes while the hold current ranges from 100mA to 7A. Littelfuse 0402 size LoRho™ SMD PPTC is the smallest size surface mounted PPTC device available in the market.

**Agency Approvals**

AGENCY	AGENCY FILE NUMBER
	E10480
	R50119118

**Features**

- Ultra low internal resistance
- Very thin profile
- Miniature size saves board space
- Allows a higher hold current device in a smaller factor and lower profile as compared to a standard PPTC
- Fast response to fault currents
- 0402 size available - the smallest PPTC in the market
- Compatible with high temperature solders
- Broadest range of Hold Current ratings (100mA to 7A)
- RoHS compliant, Lead Free and Halogen Free
- UL and TUV recognized
- 0603L150SL ideal for USB 3.0

**Applications**

- USB peripherals including new USB 3.0 / 2.0 ports
- Li-ion / Li-Polymer battery packs
- Smart phones
- Tablet and Notebook PCs
- E-readers
- LCD / LED HDTV
- Computer peripherals
- Digital cameras and video cameras
- Hard disk drives
- Game consoles

LoRho™ Series

**Electrical Characteristics**

Part Number	Marking	I <sub>hold</sub> (A)	I <sub>trip</sub> (A)	V <sub>max</sub> (Vdc)	I <sub>max</sub> (A)	P <sub>d</sub> typ. (W)	Maximum Time-To-Trip		Resistance		Agency Approvals	
							Current (A)	Time (Sec.)	R <sub>min</sub> (Ω)	R <sub>1max</sub> (Ω)		
0402L010SL		0.10	0.30	6	40	0.5	0.50	1.00	0.150	2.000	X	Pending
0402L020SL		0.20	0.50	6	40	0.5	1.00	1.00	0.100	1.250	X	Pending
0402L035SL		0.35	0.70	6	50	0.5	8.00	0.10	0.050	0.700	X	Pending
0402L050SL		0.50	1.00	6	50	0.5	8.00	0.10	0.040	0.400	X	Pending
0603L050SL	K	0.50	1.00	6	50	0.6	8.00	0.10	0.070	0.350	X	X
0603L075SL	N	0.75	1.50	6	50	0.6	8.00	0.20	0.005	0.250	X	X
0603L100SL	S	1.00	1.80	6	50	0.6	8.00	0.30	0.040	0.120	X	X
0603L150SL	T	1.50	3.00	6	50	0.6	8.00	0.50	0.007	0.080	X	X
0603L175SL	V	1.75	3.50	6	50	0.6	8.00	0.60	0.005	0.060	X	X
0805L075SL	-G	0.75	1.50	6	50	0.6	8.00	0.20	0.040	0.160	X	X
0805L110SL	-H	1.10	1.80	6	50	0.6	8.00	0.30	0.030	0.130	X	X
0805L150SL	-K	1.50	3.00	6	50	0.6	8.00	0.50	0.015	0.065	X	X
0805L175SL	-V	1.75	3.50	6	50	0.6	8.00	0.60	0.005	0.055	X	X
0805L200SLTH	-L	2.00	4.00	6	50	0.6	8.00	1.00	0.005	0.045	X	X
0805L260SLTH	-S	2.60	5.00	6	50	0.6	8.00	4.00	0.003	0.035	X	X
0805L300SL	-N	3.00	6.00	6	50	0.6	8.00	5.00	0.003	0.030	X	X
1206L075SL	-G	0.75	1.50	6	50	0.8	8.00	0.30	0.017	0.180	X	X
1206L110SL	-H	1.10	2.20	6	50	0.8	8.00	0.30	0.015	0.100	X	X
1206L150SL	-K	1.50	3.90	6	50	0.8	8.00	0.30	0.010	0.065	X	X
1206L110/12SL	-H1	1.10	2.20	12	50	0.8	8.00	0.30	0.015	0.130	X	X
1206L150/12SL	-K1	1.50	3.00	12	50	0.8	8.00	0.30	0.010	0.080	X	X
1206L175SL	-F	1.75	3.50	6	50	0.8	8.00	0.40	0.005	0.030	X	X
1206L200SL	-L	2.00	4.00	6	50	0.8	8.00	0.50	0.005	0.025	X	X
1206L260SLTH	-S	2.60	5.00	6	50	0.8	8.00	4.00	0.003	0.026	X	X
1206L300SLTH	-N	3.00	6.00	6	50	0.8	8.00	4.00	0.003	0.020	X	X
1206L350SLTH	-T	3.50	7.00	6	50	0.8	8.00	5.00	0.003	0.018	X	X
1206L380SLTH*	-V	2.82*	8.00	6	50	0.8	8.00	5.00	0.002	0.014	X	X
1206L400SL	-Y	4.00	8.00	6	50	0.8	20.00	2.00	0.001	0.014	X	X
1206L450SL	-Z	4.50	9.00	6	50	0.8	22.50	2.00	0.001	0.014	X	X
1210L175SL	-J	1.75	3.50	6	50	0.8	8.00	2.50	0.006	0.040	X	X
1210L200SL	-L	2.00	4.00	6	50	0.8	8.00	3.00	0.005	0.024	X	X
1210L260SL	-S	2.60	5.00	6	50	0.8	8.00	4.00	0.003	0.020	X	X
1210L300SL	-N	3.00	6.00	6	50	0.8	15.00	2.00	0.003	0.020	X	X
1210L350SL	-T	3.50	7.00	6	50	0.8	17.50	2.00	0.003	0.018	X	X
1210L380SL	-X	3.80	8.00	6	50	0.8	8.00	5.00	0.002	0.016	X	X
1210L400SL	-V	4.00	8.00	6	50	0.8	8.00	5.00	0.001	0.014	X	X
1210L450SL	-Y	4.50	9.00	6	50	1.0	22.50	2.00	0.001	0.014	X	X
1812L190SL	LF-19	1.90	4.90	6	50	1.0	9.50	4.50	0.003	0.025	X	X
1812L260SL	LF-26	2.60	6.00	6	50	1.0	13.00	2.00	0.003	0.024	X	X
1812L270SL	LF-27	2.70	6.20	6	50	1.0	13.50	2.00	0.003	0.022	X	X
1812L300SL	LF-30	3.00	7.00	6	50	1.0	8.00	5.00	0.003	0.021	X	X
1812L350SL**	LF-35	3.50	8.10	6	50	1.0	8.00	5.00	0.003	0.020**	X	X
1812L370SL	LF-37	3.70	9.10	6	50	1.0	18.50	2.00	0.003	0.018	X	X
2920L700SL***	LF700	7.00	14.00	6	50	2.2	35.00	0.20	0.001	0.007	X	X

**Notes:**

0805L150SL and 1206L150SL are ideal for overcurrent protection in VBUS of USB 3.0 / USB 2.0 ports.

\* 1206L380SLTH has I<sub>hold</sub> 2.82A for at least 15min @ 55°C. It is ideal for overcurrent protection in Li-ion / Li-Polymer battery packs of smartphones.

\*\* 1812L350SL Typical Time-To-Trip is 50A at 0.013-0.020 seconds. R1min=0.015ohm (resistance range 0.015-0.025ohm).

\*\*\* 2920L700SL is ideal for overcurrent protection in Li-ion / Li-Polymer battery packs of tablet PC.

I<sub>hold</sub> = Hold current: maximum current device will pass without tripping in 20°C still air.

I<sub>trip</sub> = Trip current: minimum current at which the device will trip in 20°C still air.

V<sub>max</sub> = Maximum voltage device can withstand without damage at rated current (I<sub>max</sub>)

I<sub>max</sub> = Maximum fault current device can withstand without damage at rated voltage (V<sub>max</sub>)

P<sub>d</sub> = Power dissipated from device when in the tripped state at 20°C still air.

R<sub>min</sub> = Minimum resistance of device in initial (un-soldered) state.

R<sub>1max</sub> = Maximum resistance of device at 20°C measured one hour after tripping or reflow soldering of 260°C for 20 sec.

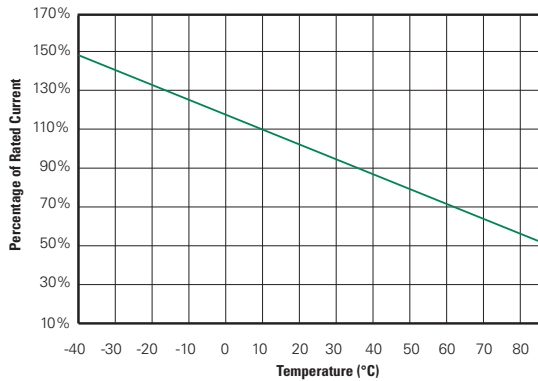
**Caution:** Operation beyond the specified rating may result in damage and possible arcing and flame.

**Temperature Derating**

Ambient Operation Temperature								
	-40°C	-20°C	0°C	20°C	40°C	60°C	70°C	85°C
Part Number	Hold Current (A)							
0402L010SL	0.15	0.13	0.12	0.10	0.09	0.07	0.06	0.05
0402L020SL	0.29	0.27	0.24	0.20	0.17	0.14	0.11	0.10
0402L035SL	0.51	0.47	0.41	0.35	0.30	0.25	0.20	0.18
0402L050SL	0.74	0.67	0.59	0.50	0.43	0.36	0.29	0.26
0603L050SL	0.82	0.73	0.63	0.50	0.41	0.39	0.24	0.14
0603L075SL	1.23	1.08	0.94	0.75	0.61	0.44	0.34	0.23
0603L100SL	1.55	1.37	1.19	1.00	0.83	0.62	0.50	0.31
0603L150SL	2.31	2.06	1.79	1.50	1.22	0.93	0.75	0.47
0603L175SL	2.57	2.33	2.07	1.75	1.49	1.24	1.00	0.91
0805L075SL	1.24	1.07	0.94	0.75	0.62	0.47	0.37	0.23
0805L110SL	1.93	1.65	1.38	1.10	0.83	0.55	0.41	0.21
0805L150SL	2.37	2.07	1.80	1.50	1.25	0.93	0.74	0.50
0805L175SL	2.57	2.33	2.07	1.75	1.49	1.24	1.00	0.91
0805L200SLTH	2.94	2.66	2.36	2.00	1.70	1.42	1.14	1.04
0805L260SLTH	3.82	3.46	3.07	2.60	2.21	1.85	1.48	1.35
0805L300SL	4.41	3.99	3.54	3.00	2.55	2.13	1.71	1.56
1206L075SL	1.10	1.00	0.89	0.75	0.64	0.53	0.43	0.39
1206L110SL	2.00	1.70	1.40	1.10	0.83	0.56	0.44	0.36
1206L150SL	2.67	2.32	1.95	1.50	1.15	0.78	0.64	0.52
1206L110/12SL	1.62	1.46	1.30	1.10	0.94	0.78	0.63	0.57
1206L150/12SL	2.21	2.00	1.77	1.50	1.28	1.07	0.86	0.78
1206L175SL	2.57	2.33	2.07	1.75	1.49	1.24	1.00	0.91
1206L200SL	3.30	2.90	2.50	2.00	1.62	1.16	0.90	0.52
1206L260SLTH	3.71	3.42	3.01	2.60	2.08	1.49	1.30	0.89
1206L300SLTH	4.41	3.99	3.54	3.00	2.55	2.13	1.71	1.56
1206L350SLTH	5.15	4.66	4.13	3.50	2.98	2.49	2.00	1.82
1206L380SLTH	5.59	5.05	4.48	3.80	3.23	2.70	2.17	1.98
1206L400SL	5.71	5.26	4.63	4.00	3.20	2.29	2.00	1.37
1206L450SL	6.62	5.99	5.31	4.50	3.83	3.20	2.57	2.34
1210L175SL	2.57	2.33	2.07	1.75	1.49	1.24	1.00	0.91
1210L200SL	3.26	2.87	2.50	2.00	1.70	1.29	1.09	0.78
1210L260SL	3.82	3.46	3.07	2.60	2.21	1.85	1.48	1.35
1210L300SL	4.41	3.99	3.54	3.00	2.55	2.13	1.71	1.56
1210L350SL	5.00	4.60	4.05	3.50	2.80	2.00	1.60	1.00
1210L380SL	6.00	5.28	4.52	3.80	3.15	2.39	2.09	1.60
1210L400SL	5.71	5.26	4.63	4.00	3.20	2.29	2.00	1.37
1210L450SL	6.62	5.99	5.31	4.50	3.83	3.20	2.57	2.34
1812L190SL	3.00	2.58	2.22	1.90	1.49	1.14	0.93	0.61
1812L260SL	3.82	3.46	3.07	2.60	2.21	1.85	1.48	1.35
1812L270SL	3.86	3.55	3.12	2.70	2.16	1.54	1.35	0.93
1812L300SL	4.41	3.99	3.54	3.00	2.55	2.13	1.71	1.56
1812L350SL	5.43	4.73	4.13	3.50	2.80	2.10	1.75	1.12
1812L370SL	5.44	4.92	4.37	3.70	3.15	2.63	2.11	1.92
2920L700SL	10.00	9.20	8.10	7.00	5.60	4.00	3.50	2.40

**Notes:** The temperature derating data is for reference only. Please contact Littelfuse technical support for detail temperature derating information.

### Temperature Derating Curve



### Physical Specifications

<b>Terminal Material</b>	Solder-Plated Copper (Solder Material: Matte Tin (Sn))
<b>Lead Solderability</b>	Meets EIA Specification RS186-9E, ANSI/J-STD-002, Category 3.

### Environmental Specifications

<b>Operating Temperature</b>	-40°C to +85°C
<b>Maximum Device Surface Temperature in Tripped State</b>	125°C
<b>Passive Aging</b>	+85°C, 1000 hours -/+10% typical resistance change
<b>Humidity Aging</b>	+85°C, 85% R.H., 100 hours -/+15% typical resistance change
<b>Thermal Shock</b>	MIL-STD-202, Method 107G +85°C/-40°C 20 times -30% typical resistance change
<b>Solvent Resistance</b>	MIL-STD-202, Method 215 No change
<b>Vibration</b>	MIL-STD-883C, Method 2007.1, Condition A No change
<b>Moisture Sensitivity Level</b>	Level 1, J-STD-020C

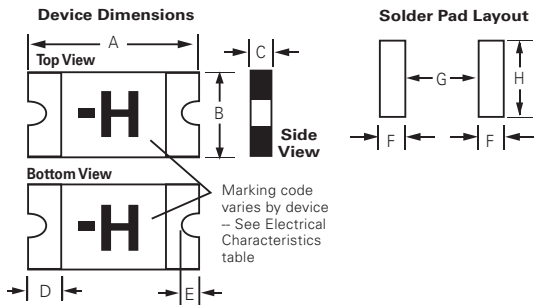
### Soldering Parameters

Profile Feature	Pb-Free Assembly	
Average Ramp-Up Rate ( $T_{S(max)}$ to $T_p$ )	3°C/second max	
Pre Heat:	Temperature Min ( $T_{s(min)}$ )	150°C
	Temperature Max ( $T_{s(max)}$ )	200°C
	Time (Min to Max) ( $t_s$ )	60 – 180 secs
Time Maintained Above:	Temperature ( $T_L$ )	217°C
	Temperature ( $t_L$ )	60 – 150 seconds
Peak / Classification Temperature ( $T_p$ )	260 <sup>+0/-5</sup> °C	
Time within 5°C of actual peak Temperature ( $t_p$ )	20 – 40 seconds	
Ramp-down Rate	6°C/second max	
Time 25°C to peak Temperature ( $T_p$ )	8 minutes Max.	



- All temperature refer to topside of the package, measured on the package body surface
- If reflow temperature exceeds the recommended profile, devices may not meet the performance requirements
- Recommended reflow methods: IR, vapor phase oven, hot air oven, N<sub>2</sub> environment for lead
- Recommended maximum paste thickness is 0.25mm (0.010 inch)
- Devices can be cleaned using standard industry methods and solvents
- Devices can be reworked using the standard industry practices

**Dimensions**



Part Number	Device Dimension																				Solder Pad					
	A				B				C				D				E				F		G		H	
	inch		mm		inch		mm		inch		mm		inch		mm		inch		mm		inch	mm	inch	mm	inch	mm
	Min	Max	Min	Max	Min	Max	Min	Max	Min	Max	Min	Max	Min	Max	Min	Max	Min	Max	Min	Max	Min	Max	Min	Max	Min	Max
0402L010SL	0.03	0.05	0.85	1.15	0.01	0.03	0.35	0.65	0.01	0.02	0.20	0.60	0.004	0.02	0.10	0.45	-	0.02	-	0.40	0.02	0.60	0.02	0.40	0.03	0.70
0402L020SL	0.03	0.05	0.85	1.15	0.01	0.03	0.35	0.65	0.01	0.02	0.20	0.60	0.004	0.02	0.10	0.45	-	0.02	-	0.40	0.02	0.60	0.02	0.40	0.03	0.70
0402L035SL	0.03	0.05	0.85	1.15	0.01	0.03	0.35	0.65	0.01	0.02	0.20	0.60	0.004	0.02	0.10	0.45	-	0.02	-	0.40	0.02	0.60	0.02	0.40	0.03	0.70
0402L050SL	0.03	0.05	0.85	1.15	0.01	0.03	0.35	0.65	0.01	0.02	0.20	0.60	0.004	0.02	0.10	0.45	-	0.02	-	0.40	0.02	0.60	0.02	0.40	0.03	0.70
0603L050SL	0.06	0.07	1.40	1.80	0.02	0.04	0.60	1.00	0.02	0.03	0.40	0.75	0.01	0.02	0.15	0.50	-	0.02	-	0.40	0.04	1.00	0.03	0.80	0.04	1.00
0603L075SL	0.06	0.07	1.40	1.80	0.02	0.04	0.60	1.00	0.02	0.03	0.40	0.75	0.01	0.02	0.15	0.50	-	0.02	-	0.40	0.04	1.00	0.03	0.80	0.04	1.00
0603L100SL	0.06	0.07	1.40	1.80	0.02	0.04	0.60	1.00	0.02	0.03	0.40	0.75	0.01	0.02	0.15	0.50	-	0.02	-	0.40	0.04	1.00	0.03	0.80	0.04	1.00
0603L150SL	0.06	0.07	1.40	1.80	0.02	0.04	0.60	1.00	0.02	0.04	0.40	1.00	0.01	0.02	0.15	0.50	-	0.02	-	0.40	0.04	1.00	0.03	0.80	0.04	1.00
0603L175SL	0.06	0.07	1.40	1.80	0.02	0.04	0.60	1.00	0.02	0.04	0.40	1.00	0.01	0.02	0.15	0.50	-	0.02	-	0.40	0.04	1.00	0.03	0.80	0.04	1.00
0805L075SL	0.08	0.09	2.00	2.20	0.05	0.06	1.20	1.50	0.02	0.03	0.40	0.75	0.01	0.02	0.20	0.55	0.002	0.02	0.05	0.45	0.04	1.00	0.05	1.20	0.06	1.50
0805L110SL	0.08	0.09	2.00	2.20	0.05	0.06	1.20	1.50	0.02	0.03	0.40	0.75	0.01	0.02	0.20	0.55	0.002	0.02	0.05	0.45	0.04	1.00	0.05	1.20	0.06	1.50
0805L150SL	0.08	0.09	2.00	2.20	0.05	0.06	1.20	1.50	0.02	0.03	0.40	0.75	0.01	0.02	0.20	0.55	0.002	0.02	0.05	0.45	0.04	1.00	0.05	1.20	0.06	1.50
0805L175SL	0.08	0.09	2.00	2.20	0.05	0.06	1.20	1.50	0.02	0.02	0.40	0.60	0.01	0.02	0.20	0.55	0.002	0.02	0.05	0.45	0.04	1.00	0.05	1.20	0.06	1.50
0805L200SLTH	0.08	0.09	2.00	2.20	0.05	0.06	1.20	1.50	0.02	0.03	0.40	0.75	0.01	0.02	0.20	0.55	0.002	0.02	0.05	0.45	0.04	1.00	0.05	1.20	0.06	1.50
0805L260SLTH	0.08	0.09	2.00	2.20	0.05	0.06	1.20	1.50	0.02	0.03	0.40	0.75	0.01	0.02	0.20	0.55	0.002	0.02	0.05	0.45	0.04	1.00	0.05	1.20	0.06	1.50
0805L300SL	0.08	0.09	2.00	2.20	0.05	0.06	1.20	1.50	0.02	0.06	0.60	1.40	0.01	0.02	0.20	0.55	0.002	0.02	0.05	0.45	0.04	1.00	0.05	1.20	0.06	1.50
1206L075SL	0.12	0.13	3.00	3.40	0.06	0.07	1.50	1.80	0.02	0.03	0.40	0.70	0.01	0.03	0.25	0.75	0.002	0.02	0.05	0.45	0.04	1.00	0.07	1.80	0.07	1.80
1206L110SL	0.12	0.13	3.00	3.40	0.06	0.07	1.50	1.80	0.02	0.03	0.40	0.75	0.01	0.03	0.25	0.75	0.002	0.02	0.05	0.45	0.04	1.00	0.07	1.80	0.07	1.80
1206L150SL	0.12	0.13	3.00	3.40	0.06	0.07	1.50	1.80	0.02	0.03	0.40	0.70	0.01	0.03	0.25	0.75	0.002	0.02	0.05	0.45	0.04	1.00	0.07	1.80	0.07	1.80
1206L110/12SL	0.12	0.13	3.00	3.40	0.06	0.07	1.50	1.80	0.02	0.03	0.50	0.85	0.01	0.03	0.25	0.75	0.002	0.02	0.05	0.45	0.04	1.00	0.07	1.80	0.07	1.80
1206L150/12SL	0.12	0.13	3.00	3.40	0.06	0.07	1.50	1.80	0.02	0.03	0.50	0.85	0.01	0.03	0.25	0.75	0.002	0.02	0.05	0.45	0.04	1.00	0.07	1.80	0.07	1.80
1206L175SL	0.12	0.13	3.00	3.40	0.06	0.07	1.50	1.80	0.02	0.02	0.40	0.60	0.01	0.03	0.25	0.75	0.002	0.02	0.05	0.45	0.04	1.00	0.07	1.80	0.07	1.80
1206L200SL	0.12	0.13	3.00	3.40	0.06	0.07	1.50	1.80	0.02	0.02	0.40	0.60	0.01	0.03	0.25	0.75	0.002	0.02	0.05	0.45	0.04	1.00	0.07	1.80	0.07	1.80
1206L260SLTH	0.12	0.13	3.00	3.40	0.06	0.07	1.50	1.80	0.02	0.03	0.40	0.70	0.01	0.03	0.25	0.75	0.002	0.02	0.05	0.45	0.04	1.00	0.07	1.80	0.07	1.80
1206L300SLTH	0.12	0.13	3.00	3.40	0.06	0.07	1.50	1.80	0.02	0.03	0.40	0.80	0.01	0.03	0.25	0.75	0.002	0.02	0.05	0.45	0.04	1.00	0.07	1.80	0.07	1.80
1206L350SLTH	0.12	0.13	3.00	3.40	0.06	0.07	1.50	1.80	0.02	0.03	0.40	0.75	0.01	0.03	0.25	0.75	0.002	0.02	0.05	0.45	0.04	1.00	0.07	1.80	0.07	1.80
1206L380SLTH	0.12	0.13	3.00	3.40	0.06	0.07	1.50	1.80	0.02	0.03	0.40	0.70	0.01	0.03	0.25	0.75	0.002	0.02	0.05	0.45	0.04	1.00	0.07	1.80	0.07	1.80
1206L400SL	0.12	0.13	3.00	3.40	0.06	0.07	1.50	1.80	0.02	0.06	0.60	1.40	0.01	0.03	0.25	0.75	0.002	0.02	0.05	0.45	0.04	1.00	0.07	1.80	0.07	1.80
1206L450SL	0.12	0.13	3.00	3.40	0.06	0.07	1.50	1.80	0.02	0.06	0.60	1.40	0.01	0.03	0.25	0.75	0.002	0.02	0.05	0.45	0.04	1.00	0.07	1.80	0.07	1.80
1210L175SL	0.12	0.14	3.00	3.43	0.09	0.11	2.35	2.80	0.02	0.03	0.40	0.70	0.01	0.03	0.25	0.75	0.004	0.02	0.10	0.50	0.04	1.00	0.08	2.00	0.10	2.50
1210L200SL	0.12	0.14	3.00	3.43	0.09	0.11	2.35	2.80	0.02	0.03	0.40	0.70	0.01	0.03	0.25	0.75	0.004	0.02	0.10	0.50	0.04	1.00	0.08	2.00	0.10	2.50
1210L260SL	0.12	0.14	3.00	3.43	0.09	0.11	2.35	2.80	0.02	0.03	0.40	0.70	0.01	0.03	0.25	0.75	0.004	0.02	0.10	0.50	0.04	1.00	0.08	2.00	0.10	2.50
1210L300SL	0.12	0.14	3.00	3.43	0.09	0.11	2.35	2.80	0.02	0.03	0.40	0.70	0.01	0.03	0.25	0.75	0.004	0.02	0.10	0.50	0.04	1.00	0.08	2.00	0.10	2.50
1210L350SL	0.12	0.14	3.00	3.43	0.09	0.11	2.35	2.80	0.02	0.04	0.60	1.00	0.01	0.03	0.25	0.75	0.00	0.02	0.10	0.50	0.04	1.00	0.08	2.00	0.10	2.50
1210L380SL	0.12	0.14	3.00	3.43	0.09	0.11	2.35	2.80	0.02	0.03	0.40	0.65	0.01	0.03	0.25	0.75	0.00	0.02	0.10	0.50	0.04	1.00	0.08	2.00	0.10	2.50
1210L400SL	0.12	0.14	3.00	3.43	0.09	0.11	2.35	2.80	0.02	0.04	0.60	1.00	0.01	0.03	0.25	0.75	0.00	0.02	0.10	0.50	0.04	1.00	0.08	2.00	0.10	2.50
1210L450SL	0.12	0.14	3.00	3.43	0.09	0.11	2.35	2.80	0.04	0.06	1.00	1.40	0.01	0.03	0.25	0.75	0.00	0.02	0.10	0.50	0.04	1.00	0.08	2.00	0.10	2.50
1812L190SL	0.17	0.19	4.37	4.73	0.12	0.13	3.07	3.41	0.02	0.03	0.40	0.70	0.01	0.05	0.30	1.20	0.01	0.03	0.15	0.65	0.07	1.78	0.14	3.45	0.12	3.15
1812L260SL	0.17	0.19	4.37	4.73	0.12	0.13	3.07	3.41	0.02	0.03	0.40	0.70	0.01	0.05	0.30	1.20	0.01	0.03	0.15	0.65	0.07	1.78	0.14	3.45	0.12	3.15
1812L270SL	0.17	0.19	4.37	4.73	0.12	0.13	3.07	3.41	0.02	0.03	0.40	0.70	0.01	0.05	0.30	1.20	0.01	0.03	0.15	0.65	0.07	1.78	0.14	3.45	0.12	3.15
1812L300SL	0.17	0.19	4.37	4.73	0.12	0.13	3.07	3.41	0.02	0.03	0.40	0.75	0.01	0.05	0.30	1.20	0.01	0.03	0.15	0.65	0.07	1.78	0.14	3.45	0.12	3.15
1812L350SL	0.17	0.19	4.37	4.73	0.12	0.13	3.07	3.41	0.02	0.03	0.40	0.70	0.01	0.05	0.30	1.20	0.01	0.03	0.15	0.65	0.07	1.78	0.14	3.45	0.12	3.15
1812L370SL	0.17	0.19	4.37	4.73	0.12	0.13	3.07	3.41	0.02	0.03	0.40	0.70	0.01	0.05	0.30	1.20	0.01	0.03	0.15	0.65	0.07	1.78	0.14	3.45	0.12	3.15
2920L700SL	0.26	0.31	6.73	7.98	0.19	0.21	4.80	5.44	0.02	0.03	0.40	0.65	0.01	0.10	0.30	2.50	0.01	0.08	0.25	2.00	0.08	2.00	0.18	4.60	0.21	5.30

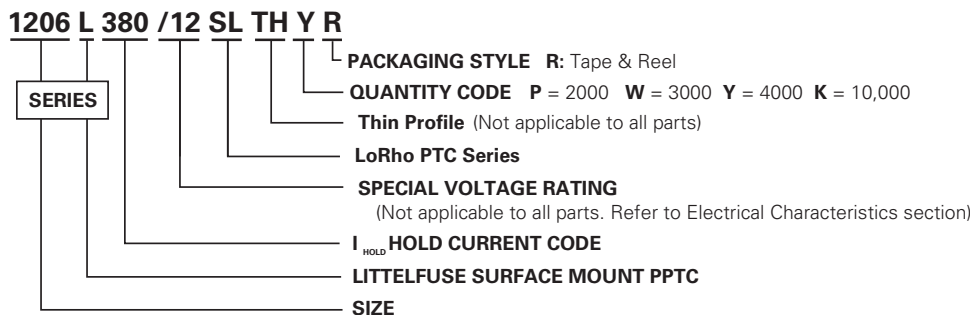
**LoRho™ Series**

**Packaging**

Part Number	Ordering Number	I <sub>hold</sub> (A)	I <sub>hold</sub> Code	Packaging Option	Quantity	Quantity & Packaging Codes
0402L010SL	0402L010SLKR	0.10	010	Tape & Reel	10,000	KR
0402L020SL	0402L020SLKR	0.20	020		10,000	KR
0402L035SL	0402L035SLKR	0.35	035		10,000	KR
0402L050SL	0402L050SLKR	0.50	050		10,000	KR
0603L050SL	0603L050SLYR	0.50	050		4,000	YR
0603L075SL	0603L075SLYR	0.75	075		4,000	YR
0603L100SL	0603L100SLYR	1.00	100		4,000	YR
0603L150SL	0603L150SLYR	1.50	150		4,000	YR
0603L175SL	0603L175SLYR	1.75	175		4,000	YR
0805L075SL	0805L075SLYR	0.75	075		4,000	YR
0805L110SL	0805L110SLYR	1.10	110		4,000	YR
0805L150SL	0805L150SLYR	1.50	150		4,000	YR
0805L175SL	0805L175SLYR	1.75	175		4,000	YR
0805L200SLTH	0805L200SLTHYR	2.00	200		4,000	YR
0805L260SLTH	0805L260SLTHYR	2.60	260		4,000	YR
0805L300SL	0805L300SLWR	3.00	300		3,000	WR
1206L075SL	1206L075SLYR	0.75	075		4,000	YR
1206L110SL	1206L110SLYR	1.10	110		4,000	YR
1206L150SL	1206L150SLYR	1.50	150		4,000	YR
1206L110/12SL	1206L110/12SLYR	1.10	110		4,000	YR
1206L150/12SL	1206L150/12SLYR	1.50	150		4,000	YR
1206L175SL	1206L175SLYR	1.75	175		4,000	YR
1206L200SL	1206L200SLYR	2.00	200		4,000	YR
1206L260SLTH	1206L260SLTHYR	2.60	260		4,000	YR
1206L300SLTH	1206L300SLTHYR	3.00	300		4,000	YR
1206L350SLTH	1206L350SLTHYR	3.50	350		4,000	YR
1206L380SLTH*	1206L380SLTHYR	2.82*	380		4,000	YR
1206L400SL	1206L400SLWR	4.00	400		3,000	WR
1206L450SL	1206L450SLWR	4.50	450		3,000	WR
1210L175SL	1210L175SLYR	1.75	175		4,000	YR
1210L200SL	1210L200SLYR	2.00	200		4,000	YR
1210L260SL	1210L260SLYR	2.60	260		4,000	YR
1210L300SL	1210L300SLYR	3.00	300		4,000	YR
1210L350SL	1210L350SLWR	3.50	350		3,000	WR
1210L380SL	1210L380SLYR	3.80	380		4,000	YR
1210L400SL	1210L400SLWR	4.00	400		3,000	WR
1210L450SL	1210L450SLWR	4.50	450		3,000	WR
1812L190SL	1812L190SLPR	1.90	190		2,000	PR
1812L260SL	1812L260SLPR	2.60	260		2,000	PR
1812L270SL	1812L270SLPR	2.70	270		2,000	PR
1812L300SL	1812L300SLPR	3.00	300	2,000	PR	
1812L350SL	1812L350SLPR	3.50	350	2,000	PR	
1812L370SL	1812L370SLPR	3.70	370	2,000	PR	
2920L700SL	2920L700SLPR	7.00	700	2,000	PR	

Notes: \*1206L380SLTH has I<sub>hold</sub> 2.82A for at least 15min @ 55°C.

**Part Ordering Number System**



**Tape and Reel Specifications**

	0402L010SL 0402L020SL 0402L035SL 0402L050SL
<b>TAPE DIMENSIONS: EIA-481-1 (mm)</b>	

<b>C<sub>t</sub></b>	0.05 ± 0.01
<b>D<sub>d</sub></b>	1.5 ± 0.1
<b>D<sub>s</sub></b>	4.0 ± 0.1
<b>P<sub>d</sub></b>	0.41 ± 0.1
<b>P<sub>h</sub></b>	1.12 ± 0.1
<b>P<sub>s</sub></b>	2.0 ± 0.1
<b>P<sub>w</sub></b>	0.62 ± 0.1
<b>T<sub>t</sub></b>	0.61 ± 0.1
<b>T<sub>w</sub></b>	8.0 ± 0.1
Leader min.	390
Trailer min.	160

<b>REEL DIMENSIONS: EIA-481-1 (mm)</b>	
<b>H</b>	12.0 ± 0.5
<b>W</b>	9.0 ± 0.5
<b>D</b>	Ø60 ± 0.5
<b>F</b>	Ø13.0 ± 0.2
<b>C</b>	Ø178 ± 1
<b>W<sub>1</sub></b>	2.2 ± 0.5
<b>W<sub>2</sub></b>	3.0 ± 0.5
<b>W<sub>3</sub></b>	4.0 ± 0.5
<b>W<sub>4</sub></b>	5.5 ± 0.5

**Dimensions for 0402 size product** (see table at left)



**Dimensions for 0603, 0805, 1206, 1210, 1812 and 2920 size product** (see table below)



0603L050SL 0603L075SL 0603L100SL	0603L150SL 0603L175SL	0805L075SL 0805L110SL 0805L150SL 0805L175SL 0805L200SLTH 0805L260SLTH	0805L300SL	1206L075SL 1206L110SL 1206L150SL 1206L110/12SL 1206L150/12SL 1206L175SL 1206L200SL 1206L260SLTH 1206L300SLTH 1206L350SLTH 1206L380SLTH	1206L400SL 1206L450SL	1210L175SL 1210L200SL 1210L260SL 1210L300SL 1210L380SL	1210L350SL 1210L400SL 1210L450SL	1812L190SL 1812L260SL 1812L270SL 1812L300SL 1812L350SL 1812L370SL	2920L700SL
--	--------------------------	--	------------	--	--------------------------	--	--	--	------------

<b>TAPE DIMENSIONS: EIA-481-1 (mm)</b>										
<b>W</b>	8.00 ± 0.30	8.00 ± 0.30	8.00 ± 0.10	8.00 ± 0.30	8.20 +0.10/-0.30	8.15 +0.15/-0.30	8.00 ± 0.30	8.00 ± 0.30	12.00 ± 0.30	16.00 ± 0.30
<b>F</b>	3.50 ± 0.05	3.50 ± 0.05	3.50 ± 0.05	3.50 ± 0.05	3.50 ± 0.05	3.50 ± 0.05	3.50 ± 0.05	3.50 ± 0.05	5.50 ± 0.05	7.50 ± 0.10
<b>E<sub>1</sub></b>	1.75 ± 0.10	1.75 ± 0.10	1.75 ± 0.10	1.75 ± 0.10	1.75 ± 0.10	1.75 ± 0.10	1.75 ± 0.10	1.75 ± 0.10	1.75 ± 0.10	1.75 ± 0.10
<b>D<sub>0</sub></b>	1.55 ± 0.05	1.55 ± 0.05	1.55 ± 0.05	1.55 ± 0.05	1.55 ± 0.05	1.55 ± 0.05	1.55 ± 0.05	1.55 ± 0.05	1.55 ± 0.05	1.55 ± 0.05
<b>D<sub>1</sub></b>	0.50 ± 0.10	0.50 ± 0.10	1.00 (Min.)	1.00 ± 0.10	1.00 ± 0.10	1.00 ± 0.10	1.00 (Min.)	1.00 (Min.)	1.55 (Min.)	1.50 ± 0.10
<b>P<sub>0</sub></b>	4.00 ± 0.10	4.00 ± 0.10	4.00 ± 0.08	4.00 ± 0.10	4.00 ± 0.10	4.00 ± 0.10	4.00 ± 0.10	4.00 ± 0.10	4.00 ± 0.10	4.00 ± 0.10
<b>P<sub>1</sub></b>	4.00 ± 0.10	4.00 ± 0.10	4.00 ± 0.10	4.00 ± 0.10	4.00 ± 0.10	4.00 ± 0.10	4.00 ± 0.10	4.00 ± 0.10	8.00 ± 0.10	8.00 ± 0.10
<b>P<sub>2</sub></b>	2.00 ± 0.05	2.00 ± 0.05	2.00 ± 0.05	2.00 ± 0.05	2.00 ± 0.05	2.00 ± 0.05	2.00 ± 0.05	2.00 ± 0.05	2.00 ± 0.05	2.00 ± 0.10
<b>A<sub>0</sub></b>	1.10 ± 0.10	1.10 ± 0.10	1.60 ± 0.10	1.65 ± 0.10	1.95 ± 0.10	1.92 ± 0.10	2.82 ± 0.10	2.82 ± 0.10	3.58 ± 0.10	5.74 ± 0.10
<b>B<sub>0</sub></b>	1.92 ± 0.10	1.92 ± 0.10	2.30 ± 0.10	2.35 ± 0.10	3.65 ± 0.10	3.65 ± 0.10	3.46 ± 0.10	3.50 ± 0.10	4.93 ± 0.10	8.02 ± 0.10
<b>T</b>	0.20 ± 0.10	0.20 ± 0.10	0.25 ± 0.10	0.25 ± 0.10	0.20 ± 0.10	0.25 ± 0.10	0.25 ± 0.10	0.20 ± 0.10	0.25 ± 0.10	0.30 ± 0.10
<b>K<sub>0</sub></b>	0.72 ± 0.10	0.96 ± 0.10	0.90 ± 0.10	1.50 ± 0.10	0.87 ± 0.10	1.30 ± 0.10	1.00 ± 0.10	1.30 ± 0.10	0.87 ± 0.06	0.91 ± 0.10
Leader min.	390									
Trailer min.	160									

<b>REEL DIMENSIONS: EIA-481-1 (mm)</b>					
<b>H</b>	11.0 ± 0.5			16.0 ± 0.5	19.5 ± 1.0
<b>W</b>	9.0 ± 1.5			13.2 ± 1.5	17 ± 0.2
<b>C</b>	Ø178 ± 1.0			Ø178 ± 1.0	Ø180 ± 3.0
<b>D</b>	Ø60.2 ± 0.5			Ø60.2 ± 0.5	Ø60 ± 0.5

Компания «Life Electronics» занимается поставками электронных компонентов импортного и отечественного производства от производителей и со складов крупных дистрибьюторов Европы, Америки и Азии.

С конца 2013 года компания активно расширяет линейку поставок компонентов по направлению коаксиальный кабель, кварцевые генераторы и конденсаторы (керамические, пленочные, электролитические), за счёт заключения дистрибьюторских договоров

Мы предлагаем:

- Конкуренеспособные цены и скидки постоянным клиентам.
- Специальные условия для постоянных клиентов.
- Подбор аналогов.
- Поставку компонентов в любых объемах, удовлетворяющих вашим потребностям.
- Приемлемые сроки поставки, возможна ускоренная поставка.
- Доставку товара в любую точку России и стран СНГ.
- Комплексную поставку.
- Работу по проектам и поставку образцов.
- Формирование склада под заказчика.
- Сертификаты соответствия на поставляемую продукцию (по желанию клиента).
- Тестирование поставляемой продукции.
- Поставку компонентов, требующих военную и космическую приемку.
- Входной контроль качества.
- Наличие сертификата ISO.

В составе нашей компании организован Конструкторский отдел, призванный помогать разработчикам, и инженерам.

Конструкторский отдел помогает осуществить:

- Регистрацию проекта у производителя компонентов.
- Техническую поддержку проекта.
- Защиту от снятия компонента с производства.
- Оценку стоимости проекта по компонентам.
- Изготовление тестовой платы монтаж и пусконаладочные работы.



Тел: +7 (812) 336 43 04 (многоканальный)

Email: [org@lifeelectronics.ru](mailto:org@lifeelectronics.ru)