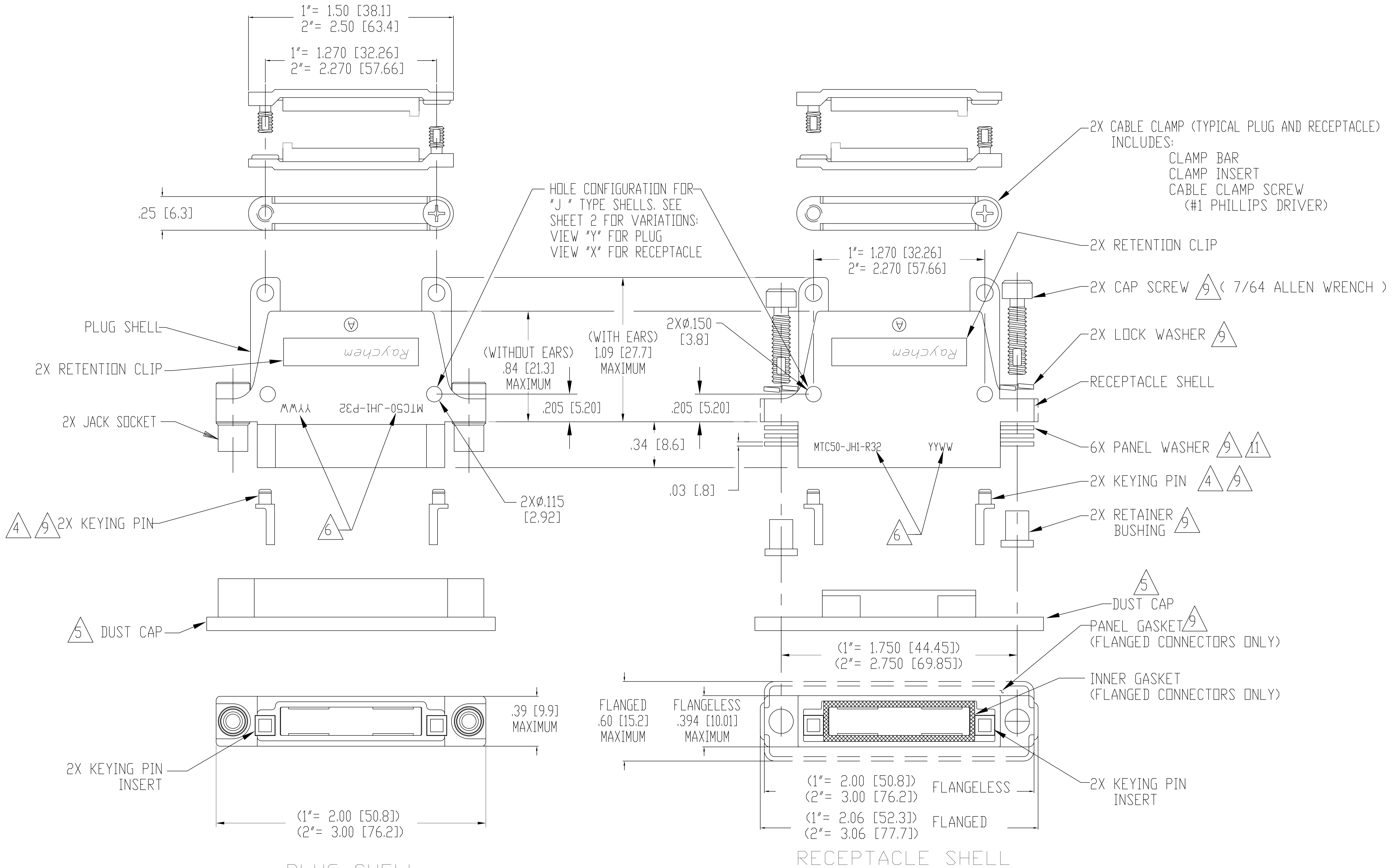


REVISONS		DATE	DWN	APVD
REV	DESCRIPTION			
P	REV PER ECO 14-001211	1-27-13	CT	KH



THIS DRAWING IS A CONTROLLED DOCUMENT.		DIN	C.C.THOMAS	27JAN2014	TE Connectivity
DIMENSIONS: INCHES		CHK	K.HOGAN	1-27-13	
TOLERANCES UNLESS OTHERWISE SPECIFIED:		APVD	K.HOGAN	1-27-13	
0 PLC ± - 1 PLC ± - 2 PLC ± .02 [0.5] 3 PLC ± .005 [0.13] 4 PLC ± - ANGLES ± -		NAME	HOUSING ASSEMBLY, PLUG AND RECEPTACLE MTC50 SERIES		
MATERIAL	FINISH	APPLICATION SPEC	SIZE		RESTRICTED TO
		WEIGHT	A1 00779		
		CUSTOMER DRAWING	SCALE	NTS	SHEET 1 OF 2 REV P

1. PART NUMBER VARIABLES: (NOT ALL POSSIBLE CONFIGURATIONS SHOWN ON THIS DRAWING ARE AVAILABLE AS STANDARD PRODUCTS. PLEASE CHECK WITH RAYCHEM TO CONFIRM AVAILABILITY.)

MTC50-XHX-XXX-XXX

MODIFICATIONS: REFER TO APPLICABLE MOD DESCRIPTION SHEET. (THIS SPACE BLANK IF NO MODIFICATION IS APPLICABLE)

- 1= W/O CABLE CLAMP AND W/O EARS ON SHELL
- 2= WITH CABLE CLAMP AND EARS ON SHELL
- 3= W/O CABLE CLAMP BUT WITH EARS ON SHELL
- 4= WITH FLAT CABLE CLAMP (SEE VIEW "V") AND EARS ON SHELL

- 1= BLACK ANODIZED (WHITE MARKING)
- 2= ELECTROLESS NICKEL (BLACK MARKING)
- 3= CADMIUM OVER NICKEL UNDERPLATE (BLACK MARKING)
- P= PLUG
- R= FLANGELESS RECEPTACLE
- F= FLANGED RECEPTACLE: STANDARD ("J" TYPE) HAS FLUOROSILICONE GASKET SHIELDED ("S" TYPE) HAS CONDUCTIVE GASKET
- 1= 1 INCH
- 2= 2 INCH

- J= STANDARD
- S= SHIELDED
- Y= SPECIAL: REFER TO INDIVIDUAL SPECIFICATION CONTROL DRAWINGS FOR DESCRIPTIONS

2. MATERIAL:
- A) SHELL ALUMINUM ALLOY PER ASTM B85
 - B) RETENTION CLIP COPPER ALLOY 172 PER ASTM B194
 - C) CAP SCREW STAINLESS STEEL PER SAE-AMS-QQ-S-763, 300 SERIES
 - D) JACK SOCKET OR JACK SCREW STAINLESS STEEL PER SAE-AMS-QQ-S-763, 300 SERIES
 - E) PANEL OR LOCK WASHER STAINLESS STEEL PER SAE-AMS-QQ-S-763, 300 SERIES
 - F) KEYING PIN POLYARYLENE THERMOPLASTIC, MOLDED
 - G) KEY PINS INSERT POLYARYLENE THERMOPLASTIC, MOLDED
 - H) CLAMP BAR STAINLESS STEEL PER SAE-AMS-QQ-S-763, 300 SERIES
 - J) CLAMP INSERT SILICONE ELASTOMER PER MIL-R-25988B
 - K) CAPTIVE SCREW STAINLESS STEEL PER SAE-AMS-QQ-S-763, 300 SERIES

3. FINISH:

	APPLIES TO NICKEL PLATED CONNECTORS	APPLIES TO CADMIUM PLATED CONNECTORS	APPLIES TO BLACK ANODIZED CONNECTORS
A) SHELL	NICKEL PLATED PER SAE-AMS-C-26074 CLASS 3, GRADE B	CADMIUM PLATED PER SAE-AMS-QQ-P-416 OVER NICKEL UNDERPLATE	BLACK ANODIZED PER MIL-A-8625, TYPE II, CLASS 2
B) RETENTION CLIP	NICKEL PLATED PER SAE-AMS-C-26074 CLASS 2, .00002 MINIMUM	CADMIUM PLATED PER SAE-AMS-QQ-P-416	NICKEL PLATED PER SAE-AMS-C-26074 CLASS 2, .00002 MINIMUM
C) CAP SCREW	PASSIVATED PER SAE-AMS-QQ-P-35	CADMIUM PLATED PER SAE-AMS-QQ-P-416	PASSIVATED PER SAE-AMS-QQ-P-35
D) JACK SOCKET OR JACK SCREW	PASSIVATED PER SAE-AMS-QQ-P-35	CADMIUM PLATED PER SAE-AMS-QQ-P-416	PASSIVATED PER SAE-AMS-QQ-P-35
E) PANEL OR LOCK WASHER	PASSIVATED PER SAE-AMS-QQ-P-35	CADMIUM PLATED PER SAE-AMS-QQ-P-416	PASSIVATED PER SAE-AMS-QQ-P-35
F) CLAMP BAR	PASSIVATED PER SAE-AMS-QQ-P-35	CADMIUM PLATED PER SAE-AMS-QQ-P-416	PASSIVATED PER SAE-AMS-QQ-P-35
G) CAPTIVE SCREW	PASSIVATED PER SAE-AMS-QQ-P-35	CADMIUM PLATED PER SAE-AMS-QQ-P-416	PASSIVATED PER SAE-AMS-QQ-P-35

4. APPLICATION INFORMATION:
- A) FOR RECEPTACLE MOUNTING INFORMATION, SEE RAYCHEM DRAWING D652-0012.
 - B) FOR CONNECTOR KEYING CODES, SEE RAYCHEM DRAWING D-659-0080.
 - C) RECEPTACLE CAP SCREWS ARE TO BE TORQUED TO 15 LBF-INCH (1.7 N-m).
 - D) PLUG JACK SOCKETS ARE TO BE TORQUED TO 9 LBF-INCH (1.0 N-m).

- 5. DUST CAP SUPPLIED WITH EACH PLUG AND RECEPTACLE.
- 6. APPROPRIATE PART NUMBER AND DATE CODE ARE STAMPED APPROXIMATELY AS SHOWN.
- 7. THE APPLICABLE RAYCHEM SPECIFICATION FOR THIS PART IS C6111. THIS PART IS NOT QUALIFIED TO C6111.

8. FLANGED RECEPTACLE CONNECTORS CORRECTLY ASSEMBLED AND THE PLUG CONNECTOR PROPERLY ASSEMBLED AND MATED WILL EXHIBIT AN AIR LEAK RATE NOT EXCEEDING .5 CC / SECOND AT 30 PSI AND 25° C. (APPLICABLE ONLY TO FLANGED RECEPTACLES WITH PIN INSERTS)

9. THESE ITEMS ARE SUPPLIED UNASSEMBLED.

10. SEE TABLE II FOR WEIGHTS. WEIGHTS SHOWN ARE WITHOUT DUST CAP.

11. THIS RECEPTACLE MAY BE REAR PANEL MOUNTED BY REMOVING AS MANY PANEL WASHERS AS REQUIRED TO ACCOMMODATE THE THICKNESS OF THE PANEL BEING USED. (SEE TABLE III)

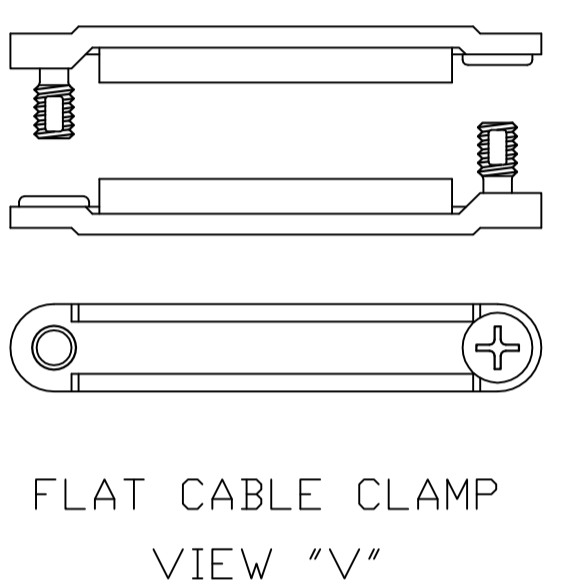
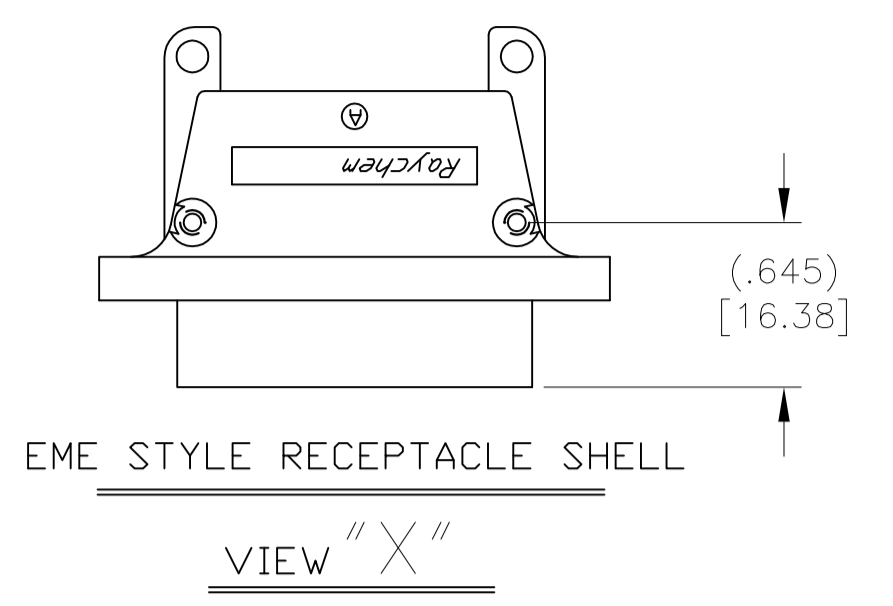
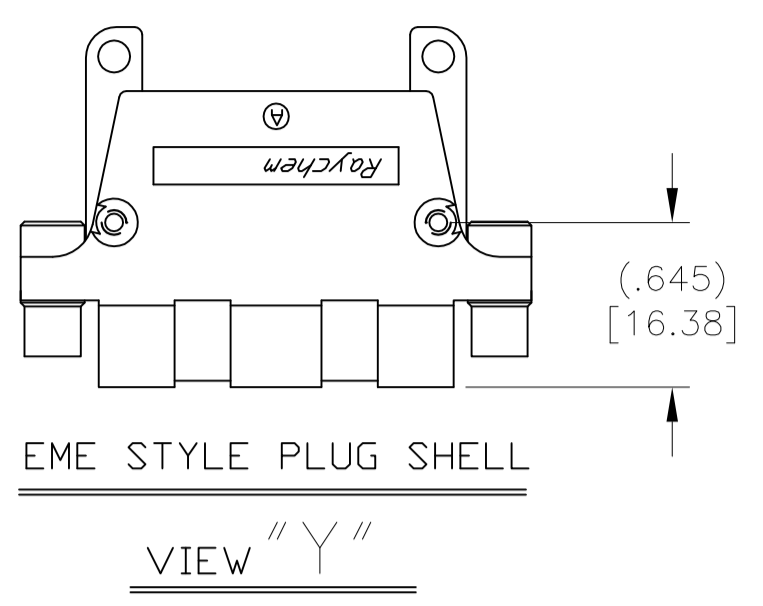


TABLE III

PANEL THICKNESS	NUMBER OF PANEL WASHERS FOR EACH FASTENER
0.031/0.036 [0.8]/[0.9]	2
0.062/0.067 [1.5]/[1.7]	1
0.093/0.097 [2.3]/[2.4]	0

TABLE II

CONNECTOR SIZE	PLUG	RECEPTACLE		WEIGHT lbs.[gr.] MAX.
		FLANGED	FLANGELESS	
		1 INCH	W/EARS	
	W/O EARS	.0422 [19.196]	.0555 [25.174]	.0430 [19.504]
2 INCH	W/EARS	.0765 [34.699]	.1292 [58.604]	.1021 [46.312]
	W/O EARS	.0494 [22.407]	.0851 [38.601]	.0580 [26.308]

12. THE CORRECT MATING PART FOR A RAYCHEM MTC50 PLUG SHELL IS A RAYCHEM MTC50 RECEPTACLE SHELL. THE SPECIFIED PERFORMANCE OF THIS CONNECTOR IS BASED ON TEST PERFORMANCE WHEN ASSEMBLED WITH THE CORRECT MATING PART.

THIS DRAWING IS A CONTROLLED DOCUMENT.

DIMENSIONS: INCHES	TOLERANCES UNLESS OTHERWISE SPECIFIED:	DIN C.C.THOMAS 27JAN2014	TE Connectivity
0. PLC ± .01	1. PLC ± .02 [0.5]	CHK K.HOGAN 1-27-13	
1. PLC ± .02 [0.5]	2. PLC ± .005 [0.13]	APVD K.HOGAN 1-27-13	NAME HOUSING ASSEMBLY, PLUG AND RECEPTACLE MTC50 SERIES
2. PLC ± .005 [0.13]	3. PLC ± .005 [0.13]	PRODUCT SPEC	APPLICATION SPEC
3. PLC ± .005 [0.13]	4. PLC ± .005 [0.13]	SIZE	CAGE CODE DRAWING NO
4. PLC ± .005 [0.13]	ANGLES ± .005 [0.13]	WEIGHT	RESTRICTED TO
MATERIAL	FINISH	A1 00779	SCALE NTS SHEET 2 OF 2 REV P
CUSTOMER DRAWING			

Компания «Life Electronics» занимается поставками электронных компонентов импортного и отечественного производства от производителей и со складов крупных дистрибьюторов Европы, Америки и Азии.

С конца 2013 года компания активно расширяет линейку поставок компонентов по направлению коаксиальный кабель, кварцевые генераторы и конденсаторы (керамические, пленочные, электролитические), за счёт заключения дистрибьюторских договоров

Мы предлагаем:

- Конкурентоспособные цены и скидки постоянным клиентам.
- Специальные условия для постоянных клиентов.
- Подбор аналогов.
- Поставку компонентов в любых объемах, удовлетворяющих вашим потребностям.
- Приемлемые сроки поставки, возможна ускоренная поставка.
- Доставку товара в любую точку России и стран СНГ.
- Комплексную поставку.
- Работу по проектам и поставку образцов.
- Формирование склада под заказчика.
- Сертификаты соответствия на поставляемую продукцию (по желанию клиента).
- Тестирование поставляемой продукции.
- Поставку компонентов, требующих военную и космическую приемку.
- Входной контроль качества.
- Наличие сертификата ISO.

В составе нашей компании организован Конструкторский отдел, призванный помогать разработчикам, и инженерам.

Конструкторский отдел помогает осуществить:

- Регистрацию проекта у производителя компонентов.
- Техническую поддержку проекта.
- Защиту от снятия компонента с производства.
- Оценку стоимости проекта по компонентам.
- Изготовление тестовой платы монтаж и пусконаладочные работы.



Тел: +7 (812) 336 43 04 (многоканальный)
Email: org@lifeelectronics.ru