

Thick Film Chip Attenuator, Surface Mount, Balanced π Type



FEATURES

- Single component reduces board space and component counts - replaces 3 or more components
- Tolerance matching and temperature tracking superior to individual components
- Maximum power dissipation: 0.075 W for CZB06S
- Consult factory for extended values, non-standard tolerances, impedance matching and other attenuation values
- Frequency range: DC to 3 GHz
- Surface mount chip attenuator in a resistor array package
- Material categorization: for definitions of compliance please see www.vishay.com/doc?99912



Note

* This datasheet provides information about parts that are RoHS-compliant and/or parts that are non-RoHS-compliant. For example, parts with lead (Pb) terminations are not RoHS-compliant. Please see the information/tables in this datasheet for details.

STANDARD ELECTRICAL SPECIFICATIONS

| GLOBAL MODEL | POWER RATING $P_{70\text{ }^\circ\text{C}}$ W | IMPEDANCE Ω | ATTENUATION RANGE AND TOLERANCE | |
|--------------|--|-----------------------|---------------------------------|------------------|
| | | | ± 0.3 dB (L) | ± 0.5 dB (H) |
| CZB06S | 0.075 | 50/75 | 0 dB, 1 dB to 5 dB | 6 dB to 10 dB |

Note

• Power rating depends on the maximum temperature at the solder point, the component placement density and the substrate material.

| IMPEDANCE | 50 Ω | 75 Ω |
|----------------------------------|-------------|-------------|
| Attenuation in dB ⁽¹⁾ | 1 | 1 |
| | 1.5 | 1.5 |
| | 2 | 2 |
| | 3 | 3 |
| | 4 | 4 |
| | 5 | 5 |
| | 6 | 6 |
| | 10 | 10 |

Note

⁽¹⁾ Consult factory for other attenuations.

CIRCUIT SCHEMATIC



TECHNICAL SPECIFICATIONS

| PARAMETER | UNIT | CZB06S |
|--|------------------|-------------|
| Rated dissipation at 70 $^\circ\text{C}$ | W | 0.075 |
| VSWR | | 1.2 max. |
| Category temperature range | $^\circ\text{C}$ | -55 to +150 |
| Frequency range | | DC to 3 GHz |

GLOBAL PART NUMBER INFORMATION

New Global Part Numbering: CZB06S04020050LRT (preferred part numbering format)



| MODEL | PIN COUNT | ATTENUATION | IMPEDANCE | TOLERANCE | PACKAGING | SPECIAL |
|--------|------------|---|--|--------------------------------------|--|--|
| CZB06S | 04 = 4 pin | 010 = 1.0 dB 015 = 1.5 dB 020 = 2.0 dB 100 = 10.0 dB 000 = 0 dB | 050 = 50 Ω 075 = 75 Ω | H = ± 0.5 dB L = ± 0.3 dB | EA = Lead (Pb)-free, T/R RT = Tin lead, T/R | (Dash number) Up to 1 digit Blank = Standard |

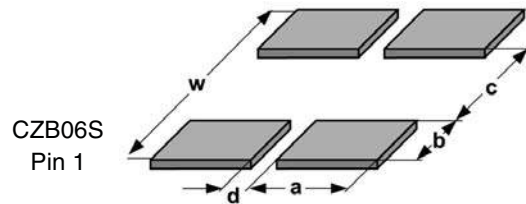
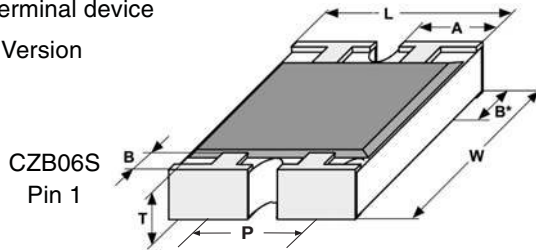
Note

• For additional information on packaging, refer to the Surface Mount Network Packaging document (www.vishay.com/doc?31540).

DIMENSIONS

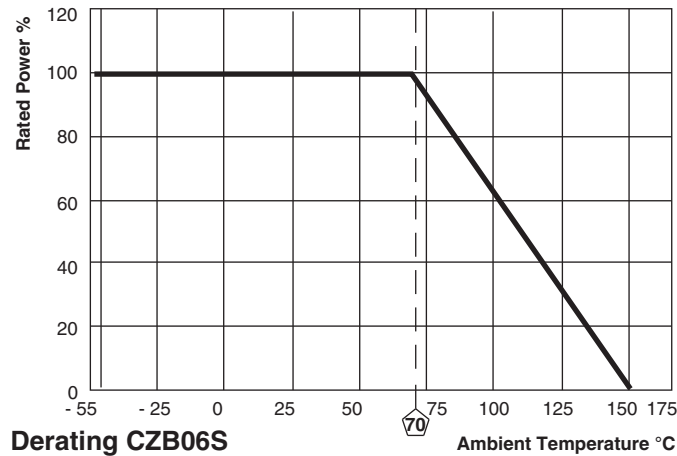
4-Terminal device

S - Version



| GLOBAL MODEL | DIMENSIONS in inches (millimeters) | | | | | | |
|--------------|------------------------------------|--------------------------------|--------------------------------|--------------------------------|-----------------|--------------------------------|--------------------------------|
| | L | W | T | A | P | B | B* |
| CZB06S | 0.063 ± 0.006 (1.60 ± 0.15) | 0.059 ± 0.006 (1.50 ± 0.15) | 0.020 ± 0.004 (0.51 ± 0.10) | 0.024 ± 0.006 (0.61 ± 0.15) | 0.031 (0.80) | 0.012 ± 0.006 (0.30 ± 0.15) | 0.012 ± 0.006 (0.30 ± 0.15) |

| GLOBAL MODEL | SOLDER PAD DIMENSIONS in inches (millimeters) | | | | |
|--------------|---|--------------|--------------|--------------|--------------|
| | c | w | d | a | b |
| CZB06S | 0.031 (0.80) | 0.122 (3.10) | 0.014 (0.36) | 0.025 (0.63) | 0.045 (1.15) |



| PERFORMANCE | | | |
|--|---|----------------------------------|---------------|
| TEST | CONDITIONS OF TEST | TEST RESULTS (TYPICAL TEST LOTS) | |
| | | 0.5 dB to 5 dB | 6 dB to 10 dB |
| Endurance test at 70 °C per EIA 575-3.14 | 1000 h at 70 °C, 1.5 h "ON", 0.5 h "OFF" | ± 0.2 dB | ± 0.3 dB |
| Overload per EIA 575-3.6 | Short time overload | ± 0.2 dB | ± 0.3 dB |
| Thermal shock | Per EIA 575-3.5 | ± 0.2 dB | ± 0.3 dB |
| Moisture resistance | Per EIA 575-3.10 | ± 0.2 dB | ± 0.3 dB |
| Resistance to soldering heat | 10 s at 260 °C solder bath temperature EIA 575 3.8 | ± 0.2 dB | ± 0.3 dB |
| High temperature exposure | Per EIA 575-3.7 | ± 0.2 dB | ± 0.3 dB |
| Low temperature operations | Per EIA-575-3.6 | ± 0.2 dB | ± 0.3 dB |
| Solderability and leaching | EIA 575-3.12 | 95 % coverage | |



Disclaimer

ALL PRODUCT, PRODUCT SPECIFICATIONS AND DATA ARE SUBJECT TO CHANGE WITHOUT NOTICE TO IMPROVE RELIABILITY, FUNCTION OR DESIGN OR OTHERWISE.

Vishay Intertechnology, Inc., its affiliates, agents, and employees, and all persons acting on its or their behalf (collectively, "Vishay"), disclaim any and all liability for any errors, inaccuracies or incompleteness contained in any datasheet or in any other disclosure relating to any product.

Vishay makes no warranty, representation or guarantee regarding the suitability of the products for any particular purpose or the continuing production of any product. To the maximum extent permitted by applicable law, Vishay disclaims (i) any and all liability arising out of the application or use of any product, (ii) any and all liability, including without limitation special, consequential or incidental damages, and (iii) any and all implied warranties, including warranties of fitness for particular purpose, non-infringement and merchantability.

Statements regarding the suitability of products for certain types of applications are based on Vishay's knowledge of typical requirements that are often placed on Vishay products in generic applications. Such statements are not binding statements about the suitability of products for a particular application. It is the customer's responsibility to validate that a particular product with the properties described in the product specification is suitable for use in a particular application. Parameters provided in datasheets and / or specifications may vary in different applications and performance may vary over time. All operating parameters, including typical parameters, must be validated for each customer application by the customer's technical experts. Product specifications do not expand or otherwise modify Vishay's terms and conditions of purchase, including but not limited to the warranty expressed therein.

Except as expressly indicated in writing, Vishay products are not designed for use in medical, life-saving, or life-sustaining applications or for any other application in which the failure of the Vishay product could result in personal injury or death. Customers using or selling Vishay products not expressly indicated for use in such applications do so at their own risk. Please contact authorized Vishay personnel to obtain written terms and conditions regarding products designed for such applications.

No license, express or implied, by estoppel or otherwise, to any intellectual property rights is granted by this document or by any conduct of Vishay. Product names and markings noted herein may be trademarks of their respective owners.

Компания «Life Electronics» занимается поставками электронных компонентов импортного и отечественного производства от производителей и со складов крупных дистрибьюторов Европы, Америки и Азии.

С конца 2013 года компания активно расширяет линейку поставок компонентов по направлению коаксиальный кабель, кварцевые генераторы и конденсаторы (керамические, пленочные, электролитические), за счёт заключения дистрибьюторских договоров

Мы предлагаем:

- Конкуренспособные цены и скидки постоянным клиентам.
- Специальные условия для постоянных клиентов.
- Подбор аналогов.
- Поставку компонентов в любых объемах, удовлетворяющих вашим потребностям.
- Приемлемые сроки поставки, возможна ускоренная поставка.
- Доставку товара в любую точку России и стран СНГ.
- Комплексную поставку.
- Работу по проектам и поставку образцов.
- Формирование склада под заказчика.
- Сертификаты соответствия на поставляемую продукцию (по желанию клиента).
- Тестирование поставляемой продукции.
- Поставку компонентов, требующих военную и космическую приемку.
- Входной контроль качества.
- Наличие сертификата ISO.

В составе нашей компании организован Конструкторский отдел, призванный помогать разработчикам, и инженерам.

Конструкторский отдел помогает осуществить:

- Регистрацию проекта у производителя компонентов.
- Техническую поддержку проекта.
- Защиту от снятия компонента с производства.
- Оценку стоимости проекта по компонентам.
- Изготовление тестовой платы монтаж и пусконаладочные работы.



Тел: +7 (812) 336 43 04 (многоканальный)

Email: org@lifeelectronics.ru