Series 100 thru 111
DIP Jumpers

FEATURES

- Wide Array of DIP Jumper Configurations and Wiring Possibilities
- Reliable, Electronically-tested Solder Connections
- Protective Covers Ultrasonically-welded with Strain Relief
- Easy Identification and Tracing with 10-color Cable

GENERAL SPECIFICATIONS

- **HEADER BODY AND COVER:** black UL 94V-0 4/6 Nylon
- **HEADER PINS:** Brass 1/2-hard
- **STANDARD PIN PLATING:** 10µ [0.25µ] min. Au per MIL-G-45204 over 50µ [1.27µ] min. Ni per QQ-N-290
- **OPTIONAL PLATING:** 200µ [5.08µ] min. matte Sn per ASTM B545-97(2004)e1 over 50µ [1.27mm] min. Ni per QQ-N-290; **–OR–** 200µ [5.08µ] 90/10 Sn/Pb per MIL-T-10727 Type I over 50µ [1.27µ] min. Ni per QQ-N-290
- **CABLE INSULATION:** UL style 2697 Polyvinyl Chloride (PVC)
- **CABLE LAMINATE:** clear PVC, self-extinguishing*
- **0.050 [1.27] PITCH CONDUCTORS:** 28-AWG, 7/36-strand, tinned Cu per ASTM B 33
- **0.039 [0.99] PITCH CONDUCTORS:** 26-AWG, 7/34-strand)
- **CABLE CURRENT RATING:** 1 amp at 10°C [50°F] above ambient
- **CABLE VOLTAGE RATING:** 300V
- **CABLE TEMPERATURE RATING:** 176°F [80°C]
- **CABLE CAPACITANCE:** 13.0pF/ft. [42.7pF/meter] nominal at 1MHz*
- **CROSSTALK:** 10-ft sample, 5ns rise time with 2 lines driven; near end 4.7%; far end 4.3% nominal*
- **PROPAGATION DELAY:** 1.5ns/ft. [4.9ns/meter] nominal*
- **INSULATION RESISTANCE:** 1010Ω (10 ft. [3 meters] min.)

ORDERING INFORMATION

XX-XXXX-XXX XXX

- **Optional Header Pin Plating**
  - T = Sn
  - TL = Sn/Pb
  - TW = Twisted Pair Cable
  - ST = Stripped, Sn-dipped (106-111 Series)
- **Jumper Series**
- **Cable Length** (inches)
  - 2" = 002 (min.) [50.88]
  - 2.5" = 002.5
- **No. of Conductors** (see Table)

MOUNTING CONSIDERATIONS

- **SUGGESTED PCB HOLE SIZE:** 0.033 ±0.002 [0.86 ±0.05] dia.

* Applies to 0.050 [1.27] Pitch Cable Only

NUMBER OF CONDUCTORS

Available Sizes	Centers "C"	Dim. "D"
4 thru 20	0.300 [7.62]	0.395 [10.03]
22	0.400 [10.16]	0.495 [12.57]
24, 28, 40	0.600 [15.24]	0.695 [17.65]

SINGLE-END DIP JUMPER WIRE LIST

Series 106, 108, 110		Series 107, 109, 111	
Wire Number	Header Pin Number	Wire Number	Header Pin Number
1	1	1	1
2	8	2	2
3	2	3	3
4	7	4	4
5	3	5	5
6	6	6	6
7	4	7	7
8	5	8	8

ALL DIMENSIONS: INCHES [MILLIMETERS]
ALL TOLERANCES: ±0.005 [0.13] UNLESS OTHERWISE SPECIFIED
FOR OTHER CONFIGURATIONS, SEE DATA SHEET 11007
CONSULT FACTORY FOR OTHER SIZES AND CONFIGURATIONS

CUSTOMIZATION: ARIES SPECIALIZES IN CUSTOM DESIGN AND PRODUCTION. SPECIAL MATERIALS, PLATINGS, SIZES, AND CONFIGURATIONS CAN BE FURNISHED, DEPENDING ON QUANTITY.

ARIES RESERVES THE RIGHT TO CHANGE PRODUCT GENERAL SPECIFICATIONS WITHOUT NOTICE

PRINTOUTS OF THIS DOCUMENT MAY BE OUT-OF-DATE AND SHOULD BE CONSIDERED UNCONTROLLED

ARIES ELECTRONICS, INC.
2609 Bartram Road • Bristol, PA 19007-6810 USA
TEL 215-781-9956 • FAX 215-781-9845
WWW.ARIESELEC.COM • INFO@ARIESELEC.COM

RoHS Compliant

Series 100 thru 111
DIP Jumpers

Series 100

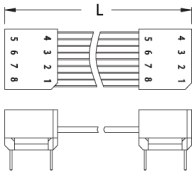

"A" = (No. of Conductors x 0.050 [1.27]) + 0.095 [2.41]
"B" = (No. of Conductors -1) x 0.050 [1.27]
"L" ±0.125

Numbers shown pin side, for referene only

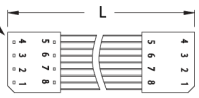

Series 101

Header Detail
(Series 100, 101)

NOTE: 10, 12, 18, 20 & 28 Conductor Jumpers Do Not Have Numbers on Covers

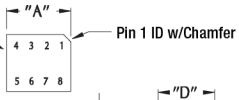

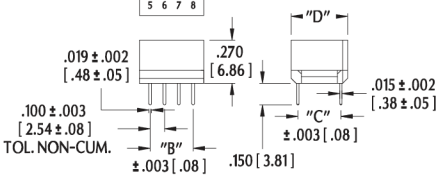

Series 102

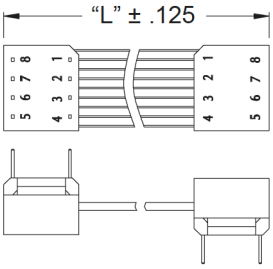

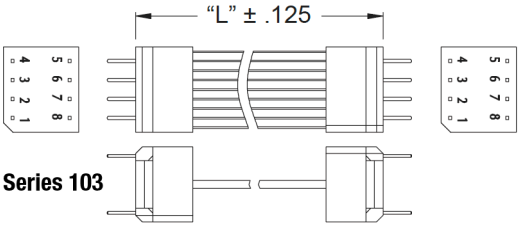

Series 103

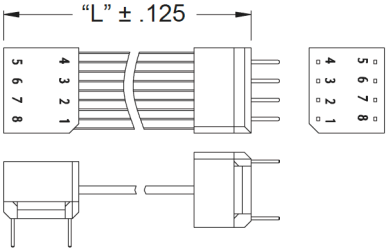

Series 104

Series 105

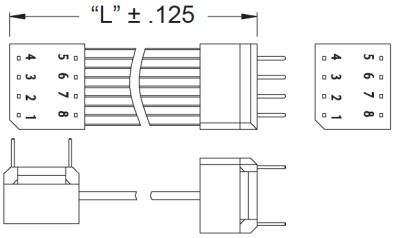

Series 106

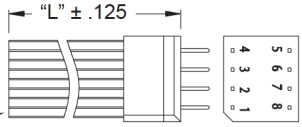

Series 107

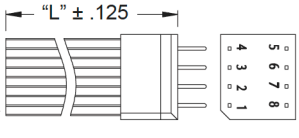

Series 108

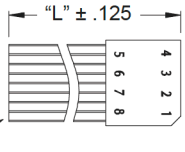

Series 109

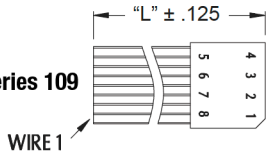

Series 110

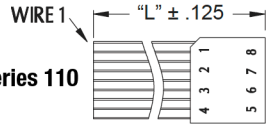

Series 111

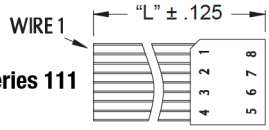

Cable Detail
(Series 107/109/111)

"Z"=(NO. OF CONDUCTORS - 1) X .039 [.99]

Cable Detail

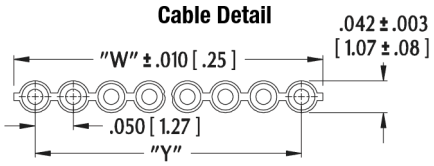

"W"=(NO. OF CONDUCTORS X .050 [1.27]) + .005 [.08]
"Y"=(NO. OF CONDUCTORS - 1) X .050 [1.27]

ALL DIMENSIONS: INCHES [MILLIMETERS]
ALL TOLERANCES: ±0.005 [0.13] UNLESS OTHERWISE SPECIFIED
FOR OTHER CONFIGURATIONS, SEE DATA SHEET 11007
CONSULT FACTORY FOR OTHER SIZES AND CONFIGURATIONS

CUSTOMIZATION: ARIES SPECIALIZES IN CUSTOM DESIGN AND PRODUCTION. SPECIAL MATERIALS, PLATINGS, SIZES, AND CONFIGURATIONS CAN BE FURNISHED, DEPENDING ON QUANTITY.

ARIES RESERVES THE RIGHT TO CHANGE PRODUCT GENERAL SPECIFICATIONS WITHOUT NOTICE

PRINTOUTS OF THIS DOCUMENT MAY BE OUT-OF-DATE AND SHOULD BE CONSIDERED UNCONTROLLED

ARIES ELECTRONICS, INC.
2609 Bartram Road • Bristol, PA 19007-6810 USA
TEL 215-781-9956 • FAX 215-781-9845
WWW.ARIESELEC.COM • INFO@ARIESELEC.COM

RoHS Compliant

ООО «ЛайфЭлектроникс» “LifeElectronics” LLC

ИНН 7805602321 КПП 780501001 Р/С 40702810122510004610 ФАКБ "АБСОЛЮТ БАНК" (ЗАО) в г.Санкт-Петербурге К/С 30101810900000000703 БИК 044030703

Компания «Life Electronics» занимается поставками электронных компонентов импортного и отечественного производства от производителей и со складов крупных дистрибьюторов Европы, Америки и Азии.

С конца 2013 года компания активно расширяет линейку поставок компонентов по направлению коаксиальный кабель, кварцевые генераторы и конденсаторы (керамические, пленочные, электролитические), за счёт заключения дистрибьюторских договоров

Мы предлагаем:

- *Конкурентоспособные цены и скидки постоянным клиентам.*
- *Специальные условия для постоянных клиентов.*
- *Подбор аналогов.*
- *Поставку компонентов в любых объемах, удовлетворяющих вашим потребностям.*

- *Приемлемые сроки поставки, возможна ускоренная поставка.*
- *Доставку товара в любую точку России и стран СНГ.*
- *Комплексную поставку.*
- *Работу по проектам и поставку образцов.*
- *Формирование склада под заказчика.*

- *Сертификаты соответствия на поставляемую продукцию (по желанию клиента).*
- *Тестирование поставляемой продукции.*
- *Поставку компонентов, требующих военную и космическую приемку.*
- *Входной контроль качества.*
- *Наличие сертификата ISO.*

В составе нашей компании организован Конструкторский отдел, призванный помогать разработчикам, и инженерам.

Конструкторский отдел помогает осуществить:

- *Регистрацию проекта у производителя компонентов.*
- *Техническую поддержку проекта.*
- *Защиту от снятия компонента с производства.*
- *Оценку стоимости проекта по компонентам.*
- *Изготовление тестовой платы монтаж и пусконаладочные работы.*

Тел: +7 (812) 336 43 04 (многоканальный)
Email: org@lifeelectronics.ru

www.lifeelectronics.ru