

PSL0102 series

Features

- High Power White LEDs "SSML series"
- Achieves operation temperature of 130°C
- High reliability package due to anti-sulfur measures

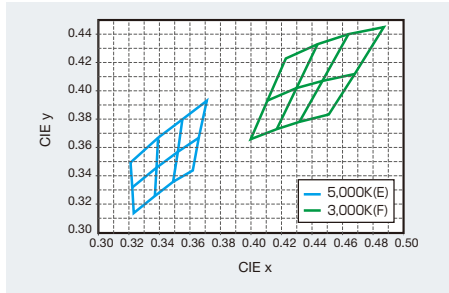
Color Type WB

Specifications

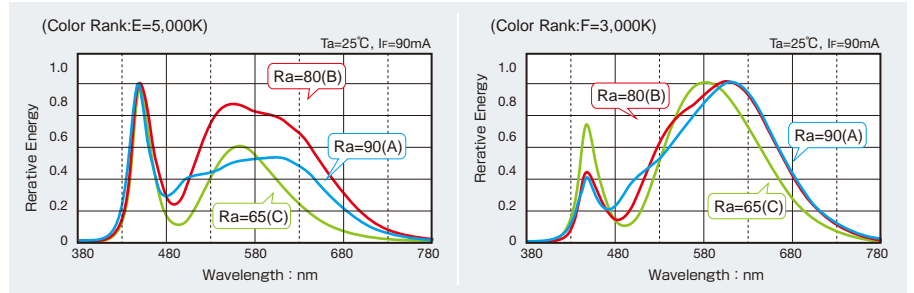
Part No.	Chip Structure	Emitting Color	Color Rendering Index (Ra)	Absolute Maximum Ratings (Ta=25°C)					Electrical and Optical Characteristics (Ta=25°C)								
				Power Dissipation P _o (mW)	Forward Current I _F (mA)	Peak Forward Current I _F (mA)	Operating Temperature Topr(°C)	Storage Temperature Tstg(°C)	Forward Voltage V _F Typ.(V)	Chromaticity (x, y)	Luminous Intensity I _v Min.(cd)	Luminous Intensity I _v Typ.(cd)	Luminous Flux Φ _v Typ.(lm)	Luminous Efficiency (lm/W)			
<input type="checkbox"/> PSL0102WBEA	InGaN	White (5,000K)	65	0.78	200 ^{※1}	400 ^{※2}	-40 to +130	-40 to +130	3.3	120	(0.345, 0.352)	8.2	12	120	44	120	100
<input type="checkbox"/> PSL0102WBEB			80									10.8	38		95		
<input type="checkbox"/> PSL0102WBEC			90									8.2	30		75		
<input type="checkbox"/> PSL0102WBED			74									11.6	42		75		
<input type="checkbox"/> PSL0102WBFA		White (3,000K)	65									8.2	10.6		37		93
<input type="checkbox"/> PSL0102WBFB			80									8.5	31		78		
<input type="checkbox"/> PSL0102WBFC			90									7	25		63		
<input type="checkbox"/> PSL0102WBFD			75									8.2	10.6		37		93

※1: Mounting condition must be carefully considered ※2: Duty ≤ 1/10, ≤ 10ms max.

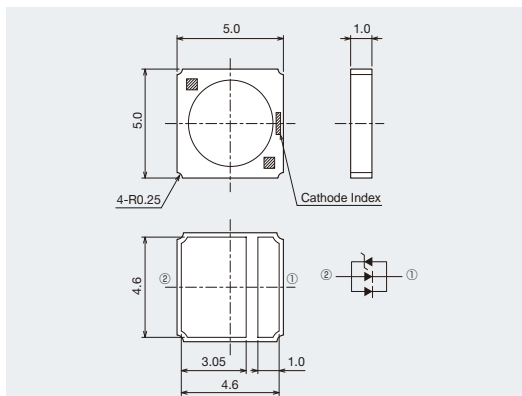
White Chromaticity Diagram



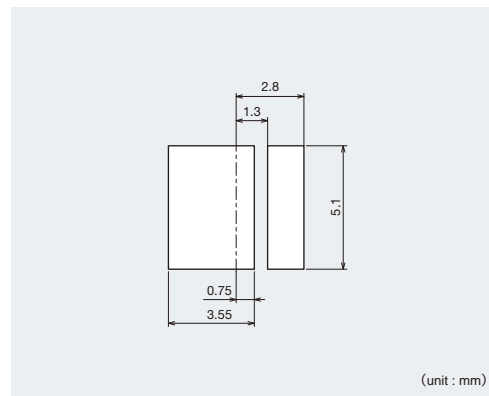
Spectrum Data



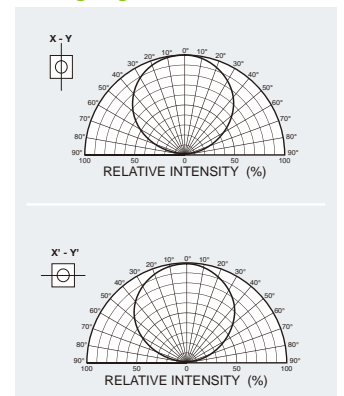
Dimensions



Recommended Solder Pattern

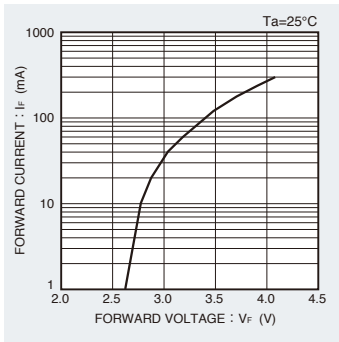


Viewing Angle



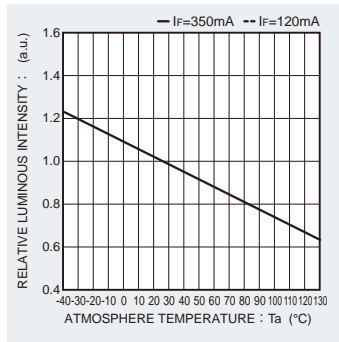
Electrical Characteristics Curves

Forward Current-Forward Voltage



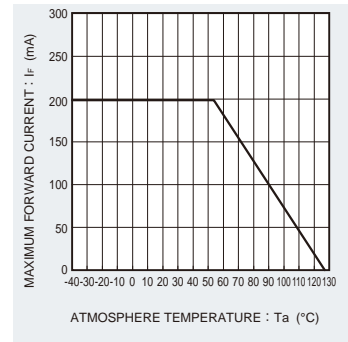
- PSL0101WBEA
- PSL0101WBEB
- PSL0101WBEC
- PSL0101WBED
- PSL0101WBFA
- PSL0101WBFB
- PSL0101WBFC
- PSL0101WBFD
- PSL0102WBEA
- PSL0102WBEB
- PSL0102WBEC
- PSL0102WBED

Luminous Intensity-Atmosphere Temperature



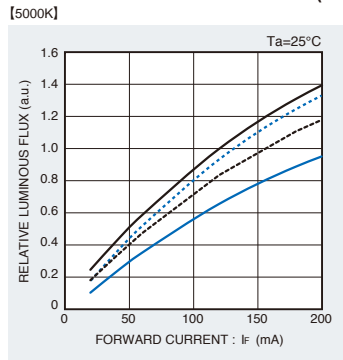
- PSL0101WBEA
- PSL0101WBEB
- PSL0101WBEC
- PSL0101WBED
- PSL0101WBFA
- PSL0101WBFB
- PSL0101WBFC
- PSL0101WBFD
- PSL0102WBEA
- PSL0102WBEB
- PSL0102WBEC
- PSL0102WBED

Derating

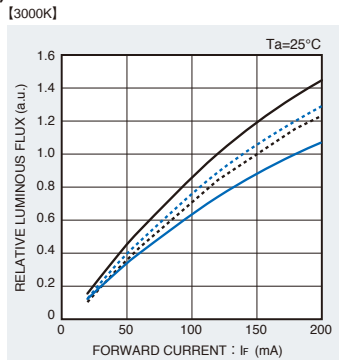


- PSL0101WBEA
- PSL0101WBEB
- PSL0101WBEC
- PSL0101WBED
- PSL0101WBFA
- PSL0101WBFB
- PSL0101WBFC
- PSL0101WBFD
- PSL0102WBEA
- PSL0102WBEB
- PSL0102WBEC
- PSL0102WBED

Luminous Flux-Forward Current (PSL0102 series)



- PSL0102WBEA
- PSL0102WBEB
- PSL0102WBEC
- PSL0102WBED



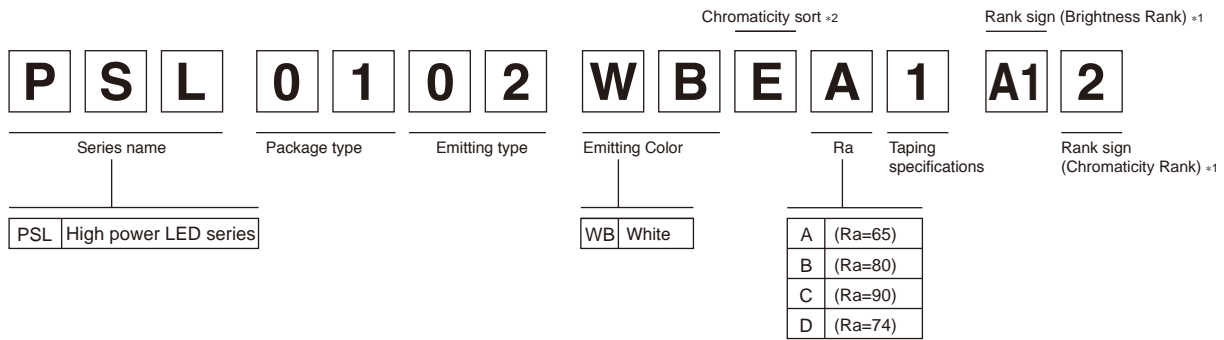
- PSL0102WBFA
- PSL0102WBFB
- PSL0102WBFC
- PSL0102WBFD

Rank Reference of Brightness

■ White (WB)

Package structure	Package size	Height (mm)	Luminou flux (lm) I _f (mA)	91	92	A1	A2	B1	B2	C1	C2	D1	D2	E1	E2
				0 to 10	10 to 20	20 to 30	30 to 40	40 to 50	50 to 60	60 to 70	70 to 80	80 to 90	90 to 100	100 to 110	110~120
SSML	5050	1.0	120	PSL0102WBEA											
				PSL0102WBEB											
				PSL0102WBEC											
				PSL0102WBED											
				PSL0102WBFA											
				PSL0102WBFB											
				PSL0102WBFC											
				PSL0102WBFD											

Part No. Construction



- *1 Concerning the Brightness rank
 - Please refer to the rank chart above for luminous intensity classification.
 - Please refer to the Specification sheet for color classification.
 - Part name is individual for each rank.
 - When shipped as sample, the part name will be a representative part name.
- General products are free of ranks. Please contact sales if rank appointment is needed.
- *2 Please refer to chromaticity diagram.
- *Please refer to the Specification sheet about Taping specification.

Packing Specification

ROHM LED products are being shipped with desiccant (silica gel) concluded in moisture-proof bags. Pasting the moisture sensitive label on the outer surface of the moisture-proof bags or enclosing the humidity indication card inside the bag is available upon request. Please contact the nearest sales office or distributor if necessary.

Notes

No copying or reproduction of this document, in part or in whole, is permitted without the consent of ROHM Co.,Ltd.

The content specified herein is subject to change for improvement without notice.

The content specified herein is for the purpose of introducing ROHM's products (hereinafter "Products"). If you wish to use any such Product, please be sure to refer to the specifications, which can be obtained from ROHM upon request.

Examples of application circuits, circuit constants and any other information contained herein illustrate the standard usage and operations of the Products. The peripheral conditions must be taken into account when designing circuits for mass production.

Great care was taken in ensuring the accuracy of the information specified in this document. However, should you incur any damage arising from any inaccuracy or misprint of such information, ROHM shall bear no responsibility for such damage.

The technical information specified herein is intended only to show the typical functions of and examples of application circuits for the Products. ROHM does not grant you, explicitly or implicitly, any license to use or exercise intellectual property or other rights held by ROHM and other parties. ROHM shall bear no responsibility whatsoever for any dispute arising from the use of such technical information.

The Products specified in this document are intended to be used with general-use electronic equipment or devices (such as audio visual equipment, office-automation equipment, communication devices, electronic appliances and amusement devices).

The Products specified in this document are not designed to be radiation tolerant.

While ROHM always makes efforts to enhance the quality and reliability of its Products, a Product may fail or malfunction for a variety of reasons.

Please be sure to implement in your equipment using the Products safety measures to guard against the possibility of physical injury, fire or any other damage caused in the event of the failure of any Product, such as derating, redundancy, fire control and fail-safe designs. ROHM shall bear no responsibility whatsoever for your use of any Product outside of the prescribed scope or not in accordance with the instruction manual.

The Products are not designed or manufactured to be used with any equipment, device or system which requires an extremely high level of reliability the failure or malfunction of which may result in a direct threat to human life or create a risk of human injury (such as a medical instrument, transportation equipment, aerospace machinery, nuclear-reactor controller, fuel-controller or other safety device). ROHM shall bear no responsibility in any way for use of any of the Products for the above special purposes. If a Product is intended to be used for any such special purpose, please contact a ROHM sales representative before purchasing.

If you intend to export or ship overseas any Product or technology specified herein that may be controlled under the Foreign Exchange and the Foreign Trade Law, you will be required to obtain a license or permit under the Law.



Thank you for your accessing to ROHM product informations.
More detail product informations and catalogs are available, please contact us.

ROHM Customer Support System

<http://www.rohm.com/contact/>

Компания «Life Electronics» занимается поставками электронных компонентов импортного и отечественного производства от производителей и со складов крупных дистрибьюторов Европы, Америки и Азии.

С конца 2013 года компания активно расширяет линейку поставок компонентов по направлению коаксиальный кабель, кварцевые генераторы и конденсаторы (керамические, пленочные, электролитические), за счёт заключения дистрибьюторских договоров

Мы предлагаем:

- Конкурентоспособные цены и скидки постоянным клиентам.
- Специальные условия для постоянных клиентов.
- Подбор аналогов.
- Поставку компонентов в любых объемах, удовлетворяющих вашим потребностям.
- Приемлемые сроки поставки, возможна ускоренная поставка.
- Доставку товара в любую точку России и стран СНГ.
- Комплексную поставку.
- Работу по проектам и поставку образцов.
- Формирование склада под заказчика.
- Сертификаты соответствия на поставляемую продукцию (по желанию клиента).
- Тестирование поставляемой продукции.
- Поставку компонентов, требующих военную и космическую приемку.
- Входной контроль качества.
- Наличие сертификата ISO.

В составе нашей компании организован Конструкторский отдел, призванный помогать разработчикам, и инженерам.

Конструкторский отдел помогает осуществить:

- Регистрацию проекта у производителя компонентов.
- Техническую поддержку проекта.
- Защиту от снятия компонента с производства.
- Оценку стоимости проекта по компонентам.
- Изготовление тестовой платы монтаж и пусконаладочные работы.



Тел: +7 (812) 336 43 04 (многоканальный)

Email: org@lifeelectronics.ru