

3M™ Mini D Ribbon (MDR) Cable Assembly

.050" High Speed Digital Data Transmission System - 26 Position

14X26-SZLB-XXX-0LC



- Supports Industrial CameraLink™ in Automated Imaging Association for camera to frame grabber communications
- 11 shielded twin-ax pairs and four drain wires
- Entire cable bundle is shielded with foil and braid for additional signal protection
- Rugged MDR ribbon type contact
- Rugged thumbscrew retention
- EMI shielded junction shell in either plastic or overmolded construction
- See the Regulatory Information Appendix (RIA) in the "RoHS compliance" section of www.3Mconnector.com for compliance information (RIA E1 & C1 apply)

Date Modified: May 18, 2011

TS-1001-C
Sheet 1 of 4

Physical

Connector Contact Plating

Wiping Area: 30 μ" [0.76 μm] Min. Gold

Shell Color: Beige

Shell Material: Overmold Option: Polyvinyl Chloride (PVC);
Shell Kit Option: Polyester Elastomer

Cable Color: Beige

Cable Jacket Material: Polyvinyl Chloride (PVC)

Cable Flammability: AWM VW-1

Electrical

Voltage Rating: 30 V

Current Rating: 1 A

Insulation Resistance: $> 1 \times 10^8 \Omega$ at @ 100 V_{DC}

Withstanding Voltage: 350 V_{rms} for 1 minute

Individually Shielded Twisted Pairs

Characteristic Impedance: 100 ± 10Ω

Conductor Size: 28 AWG Stranded

Propagation Velocity: 1.25 ns/ft [4.1 ns/m]

Skew (within pair): 50 ps/meter maximum

Skew (channel skew per chipset): 50 ps/meter maximum

Environmental

Temperature Rating: -20°C to +75°C

UL File No.: E86982

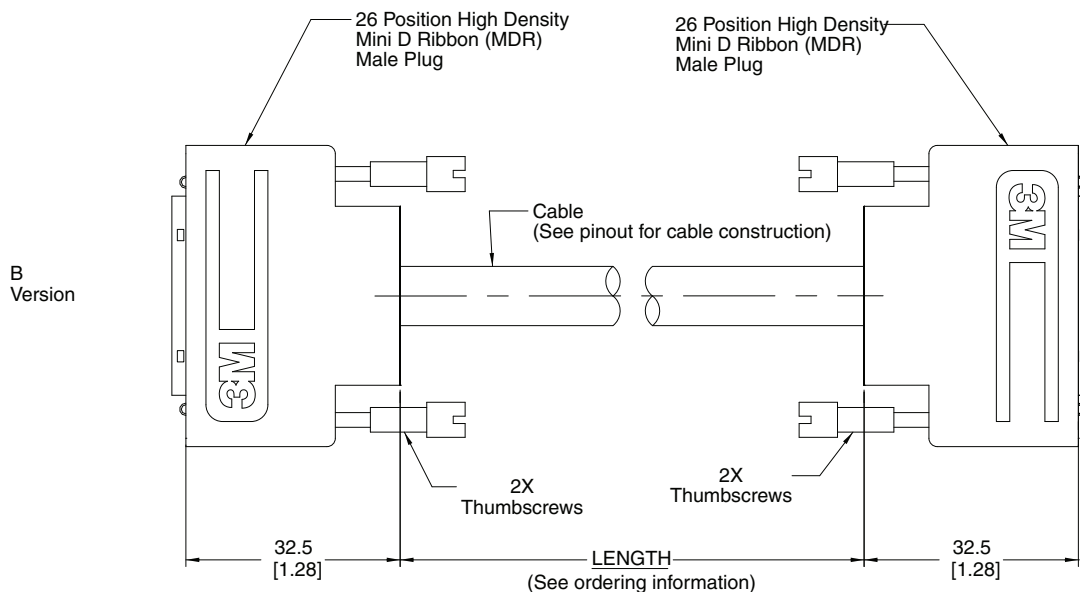
CameraLink is a trademark of the Automated Imaging Association.

3M™ Mini D Ribbon (MDR) Cable Assembly

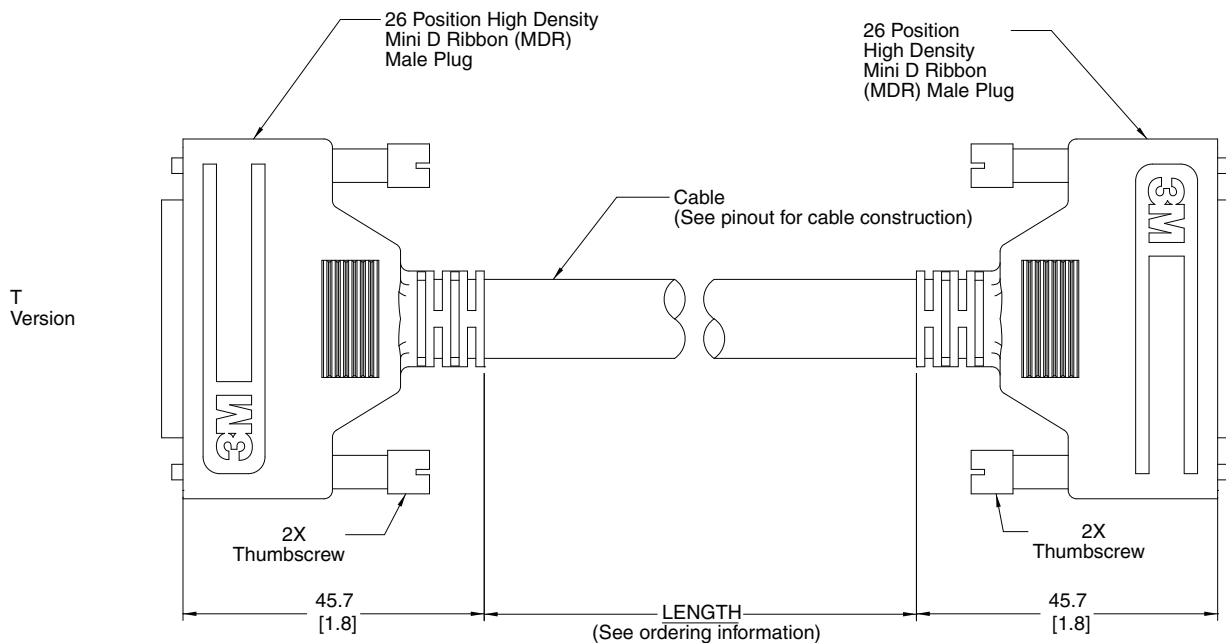
.050" High Speed Digital Data Transmission System - 26 Position

14X26-SZLB-XXX-0LC

Discrete #4 - 40 Thumbscrew Shell Kit



Overmold #4 - 40 Thumbscrew Shell



mm
[Inch]

Tolerance Unless Noted		
	0.0	0.00
mm	±.1	±.01

[] Dimensions for Reference only



Assembly Length Tolerance	
Cable Length	Tolerance
0.5 to 1.5 meters	-0 + .05 meters
2 to 10 meters	-0 +3% of length

TS-1001-C
Sheet 2 of 4

3M™ Mini D Ribbon (MDR) Cable Assembly

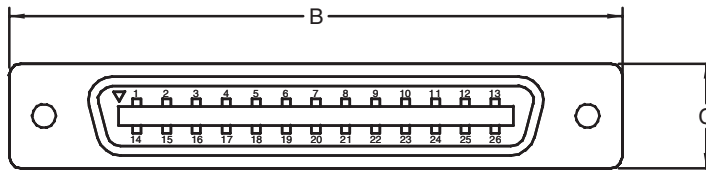
.050" High Speed Digital Data Transmission System - 26 Position

14X26-SZLB-XXX-0LC

mm
[Inch]

Tolerance Unless Noted		
	0.0	0.00
mm	±.1	±.01

[] Dimensions for Reference only



Generic End Detail
MDR 26 Position Plug
(Both Ends)



Shell Option (see ordering information)	Dimensions	
	B	C
T = Overmold #4-40 Thumbscrew Shell	40.2 [1.58]	14.0 [.55]
B = Discrete #4-40 Thumbscrew Shell Kit	39.4 [1.55]	12.8 [.51]

Ordering Information

14X26-SZLB-XXX-0LC

Shell Retention Options:

B = Discrete #4-40 Thumbscrew shell kit

T = Overmold #4-40 Thumbscrew shell

Length:

050 = 0.5 meters	450 = 4.5 meters
100 = 1 meters	500 = 5 meters
150 = 1.5 meters	600 = 6 meters
200 = 2 meters	700 = 7 meters
250 = 2.5 meters	800 = 8 meters
300 = 3 meters	900 = 9 meters
350 = 3.5 meters	A00 = 10 meters
400 = 4 meters	

TS-1001-C
Sheet 3 of 4

3M™ Mini D Ribbon (MDR) Cable Assembly

.050" High Speed Digital Data Transmission System - 26 Position

14X26-SZLB-XXX-0LC

Cable Assembly and Camera Link Pinouts						
Medium and Full Configurations				Base Configuration		
Two Channel Link Chips				One Channel Link Chip + Camera Control + Serial Communication		
Camera Connector	Frame Grabber Connector	Channel Link Signal	Cable Name (Reference only)	Camera Connector	Frame Grabber Connector	Channel Link Signal
1	1	inner shield	inner shield	1	1	inner shield
14	14	inner shield	inner shield	14	14	inner shield
2	25	Y0-	Pair 1-	2	25	X0-
15	12	Y0+	Pair 1+	15	12	X0+
3	24	Y1-	Pair 2-	3	24	X1-
16	11	Y1+	Pair 2+	16	11	X1+
4	23	Y2-	Pair 3-	4	23	X2-
17	10	Y2+	Pair 3+	17	10	X2+
5	22	Yclk-	Pair 4-	5	22	Xclk-
18	9	Yclk+	Pair 4+	18	9	Xclk+
6	21	Y3-	Pair 5-	6	21	X3-
19	8	Y3+	Pair 5+	19	8	X3+
7	20	100 ohm	Pair 6+	7	20	SerTC+
20	7	terminated	Pair 6-	20	7	SerTC-
8	19	Z0-	Pair 7-	8	19	SerTFG-
21	6	Z0+	Pair 7+	21	6	SerTFG+
9	18	Z1-	Pair 8-	9	18	CC1-
22	5	Z1+	Pair 8+	22	5	CC1+
10	17	Z2-	Pair 9+	10	17	CC2+
23	4	Z2+	Pair 9-	23	4	CC2-
11	16	Zclk-	Pair 10-	11	16	CC3-
24	3	Zclk+	Pair 10+	24	3	CC3+
12	15	Z3-	Pair 11+	12	15	CC4+
25	2	Z3+	Pair 11-	25	2	CC4-
13	13	inner shield	inner shield	13	13	inner shield
26	26	inner shield	inner shield	26	26	inner shield

Notes:

1. All pairs are individually shielded with aluminum foil.
2. Pair shields are wrapped aluminum out and are in contact with four internal drains (logic ground).
3. Outer braid and foil (chassis ground) are isolated from inner drains (logic ground).
4. Cable assembly compatible with Camera Link Base, Medium and Full configurations.

TS-1001-C
Sheet 4 of 4

Important Notice

All statements, technical information, and recommendations related to 3M's products are based on information believed to be reliable, but the accuracy or completeness is not guaranteed. Before using this product, you must evaluate it and determine if it is suitable for your intended application. You assume all risks and liability associated with such use. Any statements related to the product which are not contained in 3M's current publications, or any contrary statements contained on your purchase order shall have no force or effect unless expressly agreed upon, in writing, by an authorized officer of 3M.

Warranty; Limited Remedy; Limited Liability.

This product will be free from defects in material and manufacture for a period of one (1) year from the time of purchase. **3M MAKES NO OTHER WARRANTIES INCLUDING, BUT NOT LIMITED TO, ANY IMPLIED WARRANTY OF MERCHANTABILITY OR FITNESS FOR A PARTICULAR PURPOSE.** If this product is defective within the warranty period stated above, your exclusive remedy shall be, at 3M's option, to replace or repair the 3M product or refund the purchase price of the 3M product. **Except where prohibited by law, 3M will not be liable for any indirect, special, incidental or consequential loss or damage arising from this 3M product, regardless of the legal theory asserted.**

**3M Electronics Solutions Division**

6801 River Place Blvd.
Austin, TX 78726-9000
U.S.A.
1-800-225-5373
www.3Mconnector.com

Please recycle. Printed in USA.
© 3M 2010. All rights reserved.
RIA-2217B-E

3M is a trademark of 3M Company.

Компания «Life Electronics» занимается поставками электронных компонентов импортного и отечественного производства от производителей и со складов крупных дистрибьюторов Европы, Америки и Азии.

С конца 2013 года компания активно расширяет линейку поставок компонентов по направлению коаксиальный кабель, кварцевые генераторы и конденсаторы (керамические, пленочные, электролитические), за счёт заключения дистрибьюторских договоров

Мы предлагаем:

- Конкурентоспособные цены и скидки постоянным клиентам.
- Специальные условия для постоянных клиентов.
- Подбор аналогов.
- Поставку компонентов в любых объемах, удовлетворяющих вашим потребностям.
- Приемлемые сроки поставки, возможна ускоренная поставка.
- Доставку товара в любую точку России и стран СНГ.
- Комплексную поставку.
- Работу по проектам и поставку образцов.
- Формирование склада под заказчика.
- Сертификаты соответствия на поставляемую продукцию (по желанию клиента).
- Тестирование поставляемой продукции.
- Поставку компонентов, требующих военную и космическую приемку.
- Входной контроль качества.
- Наличие сертификата ISO.

В составе нашей компании организован Конструкторский отдел, призванный помогать разработчикам, и инженерам.

Конструкторский отдел помогает осуществить:

- Регистрацию проекта у производителя компонентов.
- Техническую поддержку проекта.
- Защиту от снятия компонента с производства.
- Оценку стоимости проекта по компонентам.
- Изготовление тестовой платы монтаж и пусконаладочные работы.



Тел: +7 (812) 336 43 04 (многоканальный)

Email: org@lifeelectronics.ru