



## Main

Range of product	Zelio Relay
Series name	Power
Product or component type	Plug-in relay
Device short name	RPM
Contacts type and composition	3 C/O
[Uc] control circuit voltage	24 V AC
[Ithe] conventional enclosed thermal current	15 A at -40...131 °F (-40...55 °C)
Status LED	With
Control type	Without lockable test button
Utilisation coefficient	20 %

## Complementary

Shape of pin	Flat
[Ui] rated insulation voltage	250 V conforming to IEC 300 V conforming to UL 300 V conforming to CSA
[Uimp] rated impulse withstand voltage	4 kV 1.2/50 µs
Contacts material	AgNi
[Ie] rated operational current	15 A at 277 V AC conforming to UL 7.5 A at 28 V DC (NC) conforming to IEC 15 A at 250 V AC (NO) conforming to IEC 7.5 A at 250 V AC (NC) conforming to IEC 15 A at 28 V DC (NO) conforming to IEC 15 A at 28 V DC conforming to UL
Maximum switching voltage	250 V conforming to IEC
Load current	15 A at 250 V AC 15 A at 28 V DC
Maximum switching capacity	3750 VA 420 W
Minimum switching capacity	170 mW at 10 mA, 17 V
Operating rate	<= 18000 cycles/hour no-load <= 1200 cycles/hour under load
Mechanical durability	10000000 cycles
Electrical durability	100000 cycles resistive load
Average coil consumption in VA	1.7 at 60 Hz
Drop-out voltage threshold	>= 0.15 U <sub>c</sub> AC
Operating time	20 ms at nominal voltage
Reset time	20 ms at nominal voltage
Average resistance	110 Ohm +/- 15 % at 20 °C
Rated operational voltage limits	19.2...26.4 V AC
Protection category	RT I
Operating position	Any position
Safety reliability data	B10d = 100000
Product weight	0.12 lb(US) (0.054 kg)
Device presentation	Complete product

## Environment

dielectric strength	2000 V AC between coil and contact with reinforced insulation 2000 V AC between poles with basic insulation 1500 V AC between contacts with micro disconnection insulation
standards	EN/IEC 61810-1

The information provided in this documentation contains general descriptions and/or technical characteristics of the performance of the products contained herein. This documentation is not intended as a substitute for and is not to be used for determining suitability or reliability of these products for specific user applications. It is the duty of any such user or integrator to perform the appropriate and complete risk analysis, evaluation and testing of the products with respect to the relevant specific application or use thereof. Neither Schneider Electric Industries SAS nor any of its affiliates or subsidiaries shall be responsible or liable for misuse of the information contained herein.

product certifications	CSA RoHS UL REACH EAC
ambient air temperature for storage	-40...185 °F (-40...85 °C)
ambient air temperature for operation	-40...131 °F (-40...55 °C)
vibration resistance	3 gn (f = 10...150 Hz), amplitude +/- 1 mm (on 5 cycles in operation) 5 gn (f = 10...150 Hz), amplitude +/- 1 mm (on 5 cycles not operating)
IP degree of protection	IP40 conforming to EN/IEC 60529
shock resistance	30 gn not operating 15 gn in operation
pollution degree	3

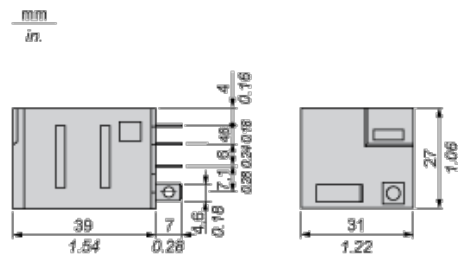
### Offer Sustainability

WARNING: This product can expose you to chemicals including:	WARNING: This product can expose you to chemicals including:
Nickel compounds, which is known to the State of California to cause cancer, and	Nickel compounds, which is known to the State of California to cause cancer, and
Di-isodecyl phthalate (DIDP), which is known to the State of California to cause birth defects or other reproductive harm.	Di-isodecyl phthalate (DIDP), which is known to the State of California to cause birth defects or other reproductive harm.
For more information go to <a href="http://www.p65warnings.ca.gov">www.p65warnings.ca.gov</a>	For more information go to <a href="http://www.p65warnings.ca.gov">www.p65warnings.ca.gov</a>

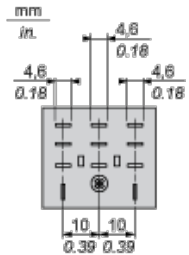
### Contractual warranty

Warranty period	18 months
-----------------	-----------

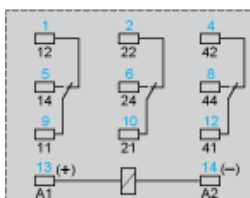
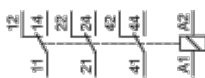
### Dimensions



Pin Side View



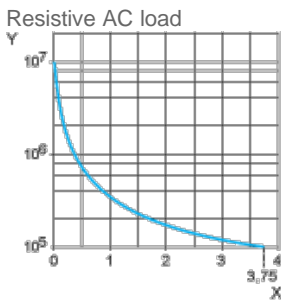
### Wiring Diagram



Symbols shown in blue correspond to Nema marking.

## Electrical Durability of Contacts

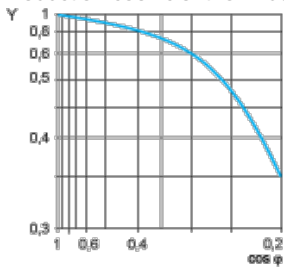
Durability (inductive load) = durability (resistive load) x reduction coefficient.



X Switching capacity (kVA)

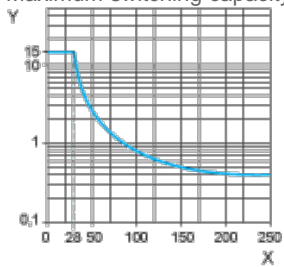
Y Durability (Number of operating cycles)

Reduction coefficient for inductive AC load (depending on power factor  $\cos \phi$ )



Y Reduction coefficient (A)

Maximum switching capacity on resistive DC load



X Voltage DC

Y Current DC

**Note :** These are typical curves, actual durability depends on load, environment, duty cycle, etc.

Компания «Life Electronics» занимается поставками электронных компонентов импортного и отечественного производства от производителей и со складов крупных дистрибьюторов Европы, Америки и Азии.

С конца 2013 года компания активно расширяет линейку поставок компонентов по направлению коаксиальный кабель, кварцевые генераторы и конденсаторы (керамические, пленочные, электролитические), за счёт заключения дистрибьюторских договоров

Мы предлагаем:

- Конкуренеспособные цены и скидки постоянным клиентам.
- Специальные условия для постоянных клиентов.
- Подбор аналогов.
- Поставку компонентов в любых объемах, удовлетворяющих вашим потребностям.
- Приемлемые сроки поставки, возможна ускоренная поставка.
- Доставку товара в любую точку России и стран СНГ.
- Комплексную поставку.
- Работу по проектам и поставку образцов.
- Формирование склада под заказчика.
- Сертификаты соответствия на поставляемую продукцию (по желанию клиента).
- Тестирование поставляемой продукции.
- Поставку компонентов, требующих военную и космическую приемку.
- Входной контроль качества.
- Наличие сертификата ISO.

В составе нашей компании организован Конструкторский отдел, призванный помогать разработчикам, и инженерам.

Конструкторский отдел помогает осуществить:

- Регистрацию проекта у производителя компонентов.
- Техническую поддержку проекта.
- Защиту от снятия компонента с производства.
- Оценку стоимости проекта по компонентам.
- Изготовление тестовой платы монтаж и пусконаладочные работы.



Тел: +7 (812) 336 43 04 (многоканальный)  
Email: [org@lifeelectronics.ru](mailto:org@lifeelectronics.ru)