

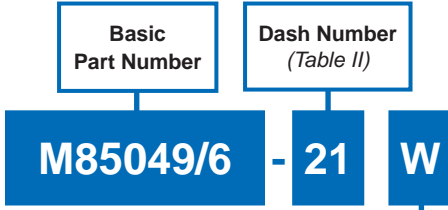
AS85049/6 and MS3189A 45° EMI/RFI Environmental Backshell



AS85049

B

CONNECTOR DESIGNATOR:	
A	AS50151 Series 34001
	MIL-DTL-26482 Series II
	AS81703 Series III
	MIL-DTL-83723 Series I & III
	40M39569, DEF 5326-3, EN 2997
	EN 3646, ESC 10, ESC 11, LN 29504
	NFC93422 Series HE302 PAN 6432-1, PAN 6432-2, PATT 602



Finish / Material

B = Black Cadmium / Stainless Steel
N = Electroless Nickel / Aluminum
S = Passivated / Stainless Steel
W = 1,000 Hr. Cadmium Olive Drab
over Electroless Nickel / Aluminum
X = Aluminum, Nickel Fluorocarbon Polymer
Z = Aluminum, Zinc-Nickel, Black
XS = Stainless Steel, Nickel Fluorocarbon Polymer
ZS = Stainless Steel, Zinc-Nickel, Black

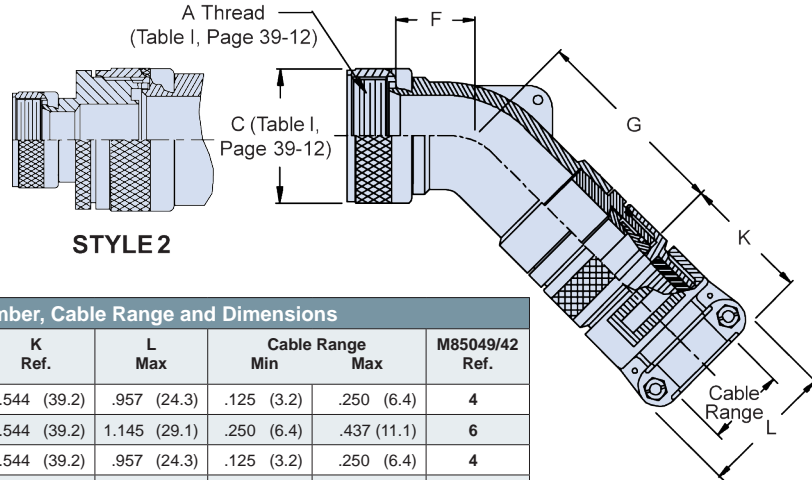
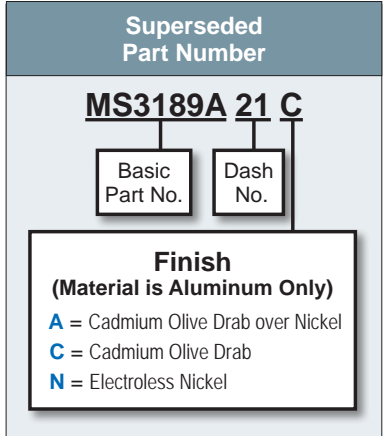


TABLE I: Dash Number, Cable Range and Dimensions									
Dash No.	Shell Size	F Max	G Max	K Ref.	L Max	Cable Range		M85049/42 Ref.	
						Min	Max		
1	3	.686 (17.4)	2.034 (51.7)	1.544 (39.2)	.957 (24.3)	.125 (3.2)	.250 (6.4)	4	
2	3	1.500 (38.1)	1.306 (33.2)	1.544 (39.2)	1.145 (29.1)	.250 (6.4)	.437 (11.1)	6	
3	8	.625 (15.9)	1.974 (50.1)	1.544 (39.2)	.957 (24.3)	.125 (3.2)	.250 (6.4)	4	
4	10	.686 (17.4)	1.369 (34.8)	1.544 (39.2)	.957 (24.3)	.125 (3.2)	.312 (7.9)	4	
5	10	.686 (17.4)	2.034 (51.7)	1.544 (39.2)	1.145 (29.1)	.250 (6.4)	.375 (9.5)	6	
6	12	.750 (19.1)	2.034 (51.7)	1.544 (39.2)	.957 (24.3)	.125 (3.2)	.312 (7.9)	4	
7	12	.750 (19.1)	2.034 (51.7)	1.544 (39.2)	1.145 (29.1)	.250 (6.4)	.437 (11.1)	6	
8	12	.750 (19.1)	2.124 (53.9)	1.844 (46.8)	1.332 (33.8)	.350 (8.9)	.500 (12.7)	10	
9	14	.813 (20.7)	1.779 (45.2)	1.544 (39.2)	1.145 (29.1)	.250 (6.4)	.437 (11.1)	6	
10	14	.813 (20.7)	2.234 (56.7)	1.844 (46.8)	1.332 (33.8)	.350 (8.9)	.575 (14.6)	10	
11	16	.906 (23.0)	1.874 (47.6)	1.544 (39.2)	1.145 (29.1)	.250 (6.4)	.437 (11.1)	6	
12	16	.906 (23.0)	2.424 (61.6)	1.916 (48.7)	1.551 (39.4)	.500 (12.7)	.700 (17.8)	12	
13	18	1.093 (27.8)	2.062 (52.4)	1.844 (46.8)	1.332 (33.8)	.350 (8.9)	.625 (15.9)	10	
14	18	1.093 (27.8)	2.424 (61.6)	2.000 (50.8)	1.770 (45.0)	.625 (15.9)	.779 (19.8)	16	
15	20	1.093 (27.8)	2.062 (52.4)	1.844 (46.8)	1.332 (33.8)	.350 (8.9)	.625 (15.9)	10	
16	20	1.093 (27.8)	2.574 (65.4)	2.000 (50.8)	1.770 (45.0)	.625 (15.9)	.904 (23.0)	16	
17	22	1.188 (30.2)	2.217 (56.3)	1.916 (48.7)	1.551 (39.4)	.500 (12.7)	.750 (19.1)	12	
18	22	1.188 (30.2)	2.574 (65.4)	2.230 (56.6)	2.113 (53.7)	.875 (22.2)	1.029 (26.1)	20	
19	24	1.188 (30.2)	2.217 (56.3)	1.916 (48.7)	1.551 (39.4)	.500 (12.7)	.750 (19.1)	12	
20	24	1.188 (30.2)	2.624 (66.6)	2.230 (56.6)	2.113 (53.7)	.875 (22.2)	1.144 (29.1)	20	
21	28	1.313 (33.4)	2.562 (65.1)	2.000 (50.8)	1.770 (45.0)	.625 (15.9)	.937 (23.8)	16	

Continued on Page B-20

- APPLICATION NOTES

 1. For complete dimensions see the applicable Military Specification.
 2. When maximum cable entry is exceeded, Style 2 will be supplied.
 3. Metric dimensions (mm) are in parentheses.
 4. Cable Range is defined as the accommodation range for the wire bundle or cable. Dimensions shown are not intended for inspection criteria.

Dimensions in inches (millimeters) and are subject to change without notice.



AS85049/6 and MS3189A 45° EMI/RFI Environmental Backshell

B

TABLE I: Continued from Page B-19

Dash No.	Shell Size	F Max	G Max	K Ref.	L Max	Cable Range		M85049/42 Ref.
						Min	Max	
22	28	1.312 (33.3)	2.280 (57.9)	2.024 (51.4)	2.363 (60.0)	1.000 (25.4)	1.375 (34.9)	24
23	32	1.375 (34.9)	2.724 (69.2)	2.000 (50.8)	1.770 (45.0)	.625 (15.9)	.937 (23.8)	16
24	32	1.375 (34.9)	2.724 (69.2)	2.230 (56.6)	2.113 (53.7)	.875 (22.2)	1.250 (31.8)	20
25	32	1.375 (34.9)	2.374 (60.3)	2.550 (64.8)	2.770 (70.4)	1.250 (31.8)	1.625 (41.3)	28
26	36	1.406 (35.7)	2.814 (71.5)	2.000 (50.8)	1.770 (45.0)	.625 (15.9)	.937 (23.8)	16
27	36	1.406 (35.7)	2.814 (71.5)	2.024 (51.4)	2.363 (60.0)	1.000 (25.4)	1.375 (34.9)	24
28	36	1.406 (35.7)	2.468 (62.7)	2.600 (66.0)	3.020 (76.7)	1.437 (36.5)	1.840 (46.7)	32
29	40	2.156 (54.8)	2.634 (66.9)	2.000 (50.8)	1.770 (45.0)	.625 (15.9)	.937 (23.8)	16
30	40	2.156 (54.8)	2.634 (66.9)	2.024 (51.4)	2.363 (60.0)	1.000 (25.4)	1.375 (34.9)	24
31	40	2.156 (54.8)	2.468 (62.7)	2.600 (66.0)	3.020 (76.7)	1.437 (36.5)	1.875 (47.6)	32
32	44	2.156 (54.8)	2.814 (71.5)	2.000 (50.8)	1.770 (45.0)	.625 (15.9)	.937 (23.8)	16
33	44	2.156 (54.8)	2.468 (62.7)	2.024 (51.4)	2.363 (60.0)	1.000 (25.4)	1.375 (34.9)	24
34	44	2.156 (54.8)	2.468 (62.7)	2.600 (66.0)	3.020 (76.7)	1.437 (36.5)	1.875 (47.6)	32
35	48	2.156 (54.8)	2.814 (71.5)	2.000 (50.8)	1.770 (45.0)	.625 (15.9)	.937 (23.8)	16
36	48	2.156 (54.8)	2.814 (71.5)	2.024 (51.4)	2.363 (60.0)	1.000 (25.4)	1.375 (34.9)	24
37	48	2.156 (54.8)	2.468 (62.7)	2.600 (66.0)	3.020 (76.7)	1.437 (36.5)	1.875 (47.6)	32
38	61	1.188 (30.2)	2.574 (65.4)	1.916 (48.7)	1.551 (39.4)	.500 (12.7)	.750 (19.1)	12
39	61	1.188 (30.2)	2.217 (56.3)	2.230 (56.6)	2.113 (53.7)	.875 (22.2)	1.184 (30.1)	20
40	16	.906 (23.0)	2.234 (56.7)	1.844 (46.8)	1.332 (33.8)	.350 (8.9)	.625 (15.9)	10
41	18	1.093 (27.8)	2.424 (61.6)	1.544 (39.2)	.957 (24.3)	.125 (3.2)	.312 (7.9)	4
42	18	1.093 (27.8)	2.424 (61.6)	1.544 (39.2)	1.145 (29.1)	.250 (6.4)	.437 (11.1)	6
43	20	1.093 (27.8)	2.424 (61.6)	1.544 (39.2)	1.145 (29.1)	.250 (6.4)	.437 (11.1)	6
44	22	1.188 (30.2)	2.574 (65.4)	1.544 (39.2)	.957 (24.3)	.125 (3.2)	.312 (7.9)	4
45	22	1.188 (30.2)	2.574 (65.4)	1.544 (39.2)	1.145 (29.1)	.250 (6.4)	.437 (11.1)	6
46	24	1.188 (30.2)	2.574 (65.4)	1.844 (46.8)	1.332 (33.8)	.350 (8.9)	.625 (15.9)	10
47	36	1.406 (35.7)	2.814 (71.5)	1.916 (48.7)	1.551 (39.4)	.500 (12.7)	.750 (19.1)	12
48	40	2.156 (54.8)	2.814 (71.5)	1.916 (48.7)	1.551 (39.4)	.500 (12.7)	.750 (19.1)	12
49*	10	1.500 (38.1)	2.034 (51.7)	1.544 (39.2)	1.145 (29.1)	.250 (6.4)	.437 (11.1)	6
50*	14	1.842 (46.8)	2.424 (61.6)	1.916 (48.7)	1.551 (39.4)	.500 (12.7)	.750 (19.1)	12
51*	16	1.937 (49.2)	2.574 (65.4)	2.000 (50.8)	1.770 (45.0)	.625 (15.9)	.937 (23.8)	16
52	18	1.093 (27.8)	2.424 (61.6)	1.916 (48.7)	1.551 (39.4)	.500 (12.7)	.750 (19.1)	12
53	61	1.188 (30.2)	2.574 (65.4)	2.000 (50.8)	1.770 (45.0)	.625 (15.9)	.937 (23.8)	16
54	20	1.093 (27.8)	2.424 (61.6)	1.916 (48.7)	1.551 (39.4)	.500 (12.7)	.750 (19.1)	12
55*	20	2.061 (52.3)	2.624 (66.6)	2.230 (56.6)	2.113 (53.7)	.875 (22.2)	1.250 (31.8)	20
56	22	1.188 (30.2)	2.574 (65.4)	1.844 (46.8)	1.332 (33.8)	.350 (8.9)	.625 (15.9)	10
57	22	1.188 (30.2)	2.574 (65.4)	2.000 (50.8)	1.770 (45.0)	.625 (15.9)	.937 (23.8)	16
58*	22	2.061 (52.3)	2.624 (66.6)	2.230 (56.6)	2.113 (53.7)	.875 (22.2)	1.250 (31.8)	20
59	24	1.188 (30.2)	2.574 (65.4)	2.000 (50.8)	1.770 (45.0)	.625 (15.9)	.937 (23.8)	16
60	28	1.313 (33.4)	2.624 (66.6)	1.916 (48.7)	1.551 (39.4)	.500 (12.7)	.750 (19.1)	12
61	28	1.313 (33.4)	2.624 (66.6)	2.230 (56.6)	2.113 (53.7)	.875 (22.2)	1.250 (31.8)	20
62	32	1.375 (34.9)	2.724 (69.2)	2.024 (51.4)	2.363 (60.0)	1.000 (25.4)	1.375 (34.9)	24
63	36	1.406 (35.7)	2.814 (71.5)	2.230 (56.6)	2.113 (53.7)	.875 (22.2)	1.250 (31.8)	20
64	36	1.406 (35.7)	2.814 (71.5)	2.550 (64.8)	2.770 (70.4)	1.250 (31.8)	1.625 (41.3)	28
65	40	2.156 (54.8)	2.814 (71.5)	2.230 (56.6)	2.113 (53.7)	.875 (22.2)	1.250 (31.8)	20
66	40	2.156 (54.8)	2.814 (71.5)	2.550 (64.8)	2.770 (70.4)	1.250 (31.8)	1.625 (41.3)	28
67	44	2.156 (54.8)	2.814 (71.5)	2.230 (56.6)	2.113 (53.7)	.875 (22.2)	1.250 (31.8)	20
68	44	2.156 (54.8)	2.814 (71.5)	2.550 (64.8)	2.770 (70.4)	1.250 (31.8)	1.625 (41.3)	28
69	48	2.156 (54.8)	2.814 (71.5)	2.230 (56.6)	2.113 (53.7)	.875 (22.2)	1.250 (31.8)	20
70	48	2.156 (54.8)	2.814 (71.5)	2.550 (64.8)	2.770 (70.4)	1.250 (31.8)	1.625 (41.3)	28
71*	12	1.654 (42.0)	2.234 (56.4)	1.844 (46.8)	1.332 (33.8)	.350 (8.9)	.625 (15.9)	10
72*	18	1.937 (49.2)	2.574 (65.4)	2.000 (50.8)	1.770 (45.0)	.625 (15.9)	.937 (23.8)	16
73*	24	2.061 (52.3)	2.624 (66.6)	2.230 (56.6)	2.116 (53.7)	.875 (22.2)	1.250 (31.8)	20
74	14	.813 (20.7)	2.124 (53.9)	1.544 (39.2)	.957 (24.3)	.125 (3.2)	.312 (7.9)	04
75	16	.906 (23.0)	2.234 (56.4)	1.544 (39.2)	.957 (24.3)	.125 (3.2)	.312 (7.9)	04

* Denotes Style 2

Dimensions in inches (millimeters) and are subject to change without notice.

Компания «Life Electronics» занимается поставками электронных компонентов импортного и отечественного производства от производителей и со складов крупных дистрибьюторов Европы, Америки и Азии.

С конца 2013 года компания активно расширяет линейку поставок компонентов по направлению коаксиальный кабель, кварцевые генераторы и конденсаторы (керамические, пленочные, электролитические), за счёт заключения дистрибьюторских договоров

Мы предлагаем:

- Конкурентоспособные цены и скидки постоянным клиентам.
- Специальные условия для постоянных клиентов.
- Подбор аналогов.
- Поставку компонентов в любых объемах, удовлетворяющих вашим потребностям.
- Приемлемые сроки поставки, возможна ускоренная поставка.
- Доставку товара в любую точку России и стран СНГ.
- Комплексную поставку.
- Работу по проектам и поставку образцов.
- Формирование склада под заказчика.
- Сертификаты соответствия на поставляемую продукцию (по желанию клиента).
- Тестирование поставляемой продукции.
- Поставку компонентов, требующих военную и космическую приемку.
- Входной контроль качества.
- Наличие сертификата ISO.

В составе нашей компании организован Конструкторский отдел, призванный помогать разработчикам, и инженерам.

Конструкторский отдел помогает осуществить:

- Регистрацию проекта у производителя компонентов.
- Техническую поддержку проекта.
- Защиту от снятия компонента с производства.
- Оценку стоимости проекта по компонентам.
- Изготовление тестовой платы монтаж и пусконаладочные работы.



Тел: +7 (812) 336 43 04 (многоканальный)

Email: org@lifeelectronics.ru