

TRIO-PS/1AC/24DC/ 5

Order No.: 2866310




<http://eshop.phoenixcontact.de/phoenix/treeViewClick.do?UID=2866310>

DIN rail power supply unit, primary-switched mode, 1-phase, output: 24 V DC / 5 A

Commercial data	
EAN	4046356046640
Pack	1 pcs.
Customs tariff	85044081
Weight/Piece	0.7609 KG
Catalog page information	Page 571 (IF-2009)

Product notes

WEEE/RoHS-compliant since: 08/10/2006



<http://www.download.phoenixcontact.com>
 Please note that the data given here has been taken from the online catalog. For comprehensive information and data, please refer to the user documentation. The General Terms and Conditions of Use apply to Internet downloads.

Product description

TRIO POWER is the DIN-rail-mountable power supply unit with basic functions. With an output voltage of 12 V DC, 24 V DC and 48 V DC and 1- and 3-phase versions with 60 W or 960 W, it is particularly suited for use in series production in mechanical engineering. The wide-range input and international certification package allows worldwide implementation.

The high MTBF of 500,000 h stands for high supply reliability. The devices can be connected in parallel to increase the capacity and redundancy.

The clear LED signaling and the device connection with double terminal block for plus and minus for fast potential distribution are further advantages of this device series. A third terminal block simplifies the grounding on the secondary side. All power supply units are idle proof and short circuit proof and provide a regulated and adjustable output voltage.

Technical data

Input data

Nominal input voltage	100 V AC ... 240 V AC
AC input voltage range	85 V AC ... 264 V AC (derating < 90 V AC: 2.5% per Kelvin)
Short-term input voltage	300 V AC
AC frequency range	45 Hz ... 65 Hz
Current consumption	1.65 A (120 V AC) 0.9 A (230 V AC)
Inrush surge current	< 15 A
Power failure bypass	> 20 ms (120 V AC) > 110 ms (230 V AC)
Input fuse	3.15 A (slow-blow, internal)
Recommended backup fuse	6 A (characteristic B) 10 A (characteristic B) 16 A (characteristic B)
Power factor (cos phi)	0.72
Name of protection	Transient surge protection
Protective circuit/component	Varistor

Output data

Nominal output voltage	24 V DC \pm 1%
Setting range of the output voltage	22.5 V DC ... 29.5 V DC (> 24 V constant capacity)
Output current	5 A (-25°C ... 55°C)
Derating	From +55°C to 70°C: 2.5% per Kelvin
Connection in parallel	Yes, for redundancy and increased capacity
Connection in series	Yes
Max. capacitive load	Unlimited
Current limitation	Approx. 10 A (for short circuit)
Control deviation	< 1 % (change in load, static 10% ... 90%) < 2 % (change in load, dynamic 10% ... 90%) < 0.1 % (change in input voltage \pm 10%)
Residual ripple	< 20 mV _{PP}
Peak switching voltages nominal load	< 30 mV _{PP}

Maximum power dissipation idling	1.1 W
Power loss nominal load max.	18 W
General data	
Width	40 mm
Height	130 mm
Depth	115 mm
Weight	0.6 kg
Operating voltage display	LED green
Efficiency	> 89 % (At 230 V AC and nominal values)
Insulation voltage input/output	4 kV AC (type test)
	2 kV AC (routine test)
Degree of protection	IP20
Class of protection	I, with PE connection
MTBF	> 500 000 h in acc. with IEC 61709 (SN 29500)
Ambient temperature (operation)	-25 °C ... 70 °C (> 55° C derating)
Ambient temperature (storage/transport)	-40 °C ... 85 °C
Max. permissible relative humidity (operation)	95 % (at 25 °C, no condensation)
Mounting position	Horizontal DIN rail NS 35, EN 60715
Assembly instructions	Can be aligned: Horizontal 0 cm, vertical 5 cm
Electromagnetic compatibility	Conformance with EMC guideline 2004/108/EC and for low-voltage guideline 2006/95/EC
Immunity to interference	EN 61000-6-2:2005
Standard – Electrical equipment of machines	EN 60204
Standard - Safety of transformers	EN 61558-2-17
Standard - Electrical safety	EN 60950/VDE 0805 (SELV)
	EN 61558-2-17
Shipbuilding approval	Germanischer Lloyd
Standard – Electronic equipment for use in electrical power installations and their assembly into electrical power installations	EN 50178/VDE 0160 (PELV)
Standard – Safety extra-low voltage	EN 60950 (SELV)
	EN 60204 (PELV)
Standard - Safe isolation	DIN VDE 0100-410
	DIN VDE 0106-1010
Standard – Protection against electric shock	DIN 57100-410

Standard – Protection against shock currents, basic requirements for protective separation in electrical equipment	DIN VDE 0106-101
Standard – Limitation of mains harmonic currents	EN 61000-3-2
UL approvals	UL/C-UL listed UL 508 UL/C-UL Recognized UL 60950
Surge voltage category	III

Connection data, input

Type of connection	Screw connection
Conductor cross section solid min.	0.2 mm ²
Conductor cross section solid max.	2.5 mm ²
Conductor cross section stranded min.	0.2 mm ²
Conductor cross section stranded max.	2.5 mm ²
Conductor cross section AWG/kcmil min.	24
Conductor cross section AWG/kcmil max	14
Stripping length	9 mm
Screw thread	M2,5

Connection data, output

Type of connection	Screw connection
Conductor cross section solid min.	0.2 mm ²
Conductor cross section solid max.	2.5 mm ²
Conductor cross section stranded min.	0.2 mm ²
Conductor cross section stranded max.	2.5 mm ²
Conductor cross section AWG/kcmil min.	24
Conductor cross section AWG/kcmil max	14
Stripping length	9 mm

Signaling

Status display	"DC OK" LED green
Note on status display	U _{OUT} > 21.5 V: LED lights up

Certificates / Approvals

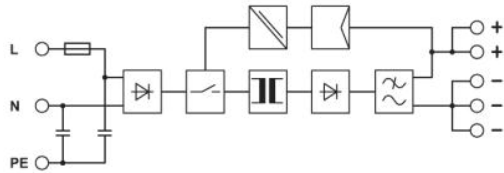


Certification

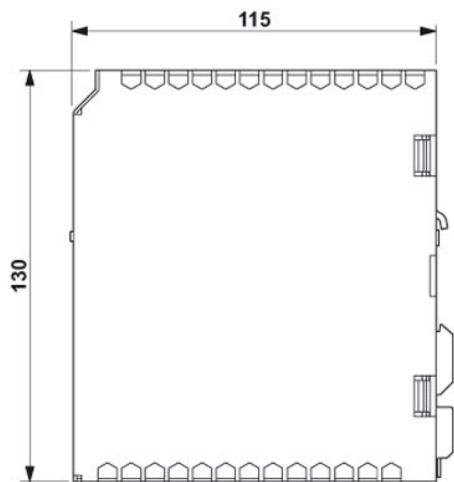
CUL, CUL Listed, GL, UL, UL Listed

Diagrams/Drawings

Block diagram



Dimensioned drawing



Address

PHOENIX CONTACT Inc., USA
586 Fulling Mill Road
Middletown, PA 17057, USA
Phone (800) 888-7388
Fax (717) 944-1625
<http://www.phoenixcon.com>



© 2010 Phoenix Contact
Technical modifications reserved;

Компания «Life Electronics» занимается поставками электронных компонентов импортного и отечественного производства от производителей и со складов крупных дистрибьюторов Европы, Америки и Азии.

С конца 2013 года компания активно расширяет линейку поставок компонентов по направлению коаксиальный кабель, кварцевые генераторы и конденсаторы (керамические, пленочные, электролитические), за счёт заключения дистрибьюторских договоров

Мы предлагаем:

- Конкурентоспособные цены и скидки постоянным клиентам.
- Специальные условия для постоянных клиентов.
- Подбор аналогов.
- Поставку компонентов в любых объемах, удовлетворяющих вашим потребностям.
- Приемлемые сроки поставки, возможна ускоренная поставка.
- Доставку товара в любую точку России и стран СНГ.
- Комплексную поставку.
- Работу по проектам и поставку образцов.
- Формирование склада под заказчика.
- Сертификаты соответствия на поставляемую продукцию (по желанию клиента).
- Тестирование поставляемой продукции.
- Поставку компонентов, требующих военную и космическую приемку.
- Входной контроль качества.
- Наличие сертификата ISO.

В составе нашей компании организован Конструкторский отдел, призванный помогать разработчикам, и инженерам.

Конструкторский отдел помогает осуществить:

- Регистрацию проекта у производителя компонентов.
- Техническую поддержку проекта.
- Защиту от снятия компонента с производства.
- Оценку стоимости проекта по компонентам.
- Изготовление тестовой платы монтаж и пусконаладочные работы.



Тел: +7 (812) 336 43 04 (многоканальный)

Email: org@lifeelectronics.ru