



SML-31 series

1608(0603)
1.6 × 0.8mm(t=0.8mm)

Features

- 1608 standard size(1.6 × 0.8mm, t=0.8mm)
- Abundant color variations with diverse luminous intensity types

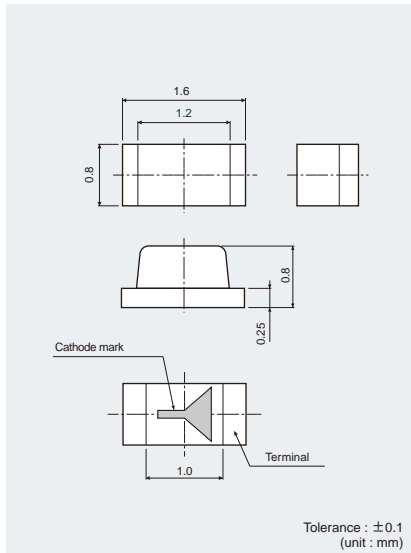


Product Specifications

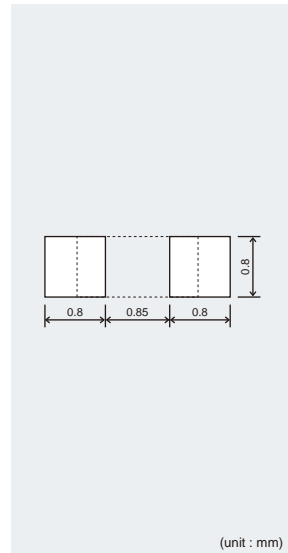
Part No.	LED chip	Emitting color	Absolute maximum ratings (Ta=25°C)					Electrical and optical characteristics (Ta=25°C)												
			Power dissipation PD(mW)	Forward current IF(mA)	Peak forward current IFP(mA)	Reverse voltage VR(V)	Operating temperature Topr(°C)	Storage temperature Tstg(°C)	Forward voltage VF(V)		Reverse current IR(μA)		Dominant wavelength λD(nm)			Luminous intensity Iv(mcd)				
SML-310VT	GaAsP on GaP	Red	55						2	20			625	630	635	20	1.4	4	20	
SML-311UT	AlGaInP on GaAs			44					1.8	2			615	620	625	2	0.9	2.5	2	
SML-311DT		Orange											602	605	608		1.6	3.15		
SML-310DT	GaAsP on GaP			55					2	20						20	2.2	6.3	20	
SML-311WT	AlGaInP on GaAs	Yellow	44		60 _{±1}	4		-40 to +85	1.8	2		4	587	590	593	2	0.9	2.5	2	
SML-311YT														584	587	590		2.2	6.3	
SML-310YT	GaAsP on GaP			20			-30 to +85	2.1		100										
SML-310MT	GaP	Yellowish Green	55										567	570	573		3.6	16		
SML-310PT		Green							2.2					557	560	563		1.4	4	
SML312ECT	InGaN	Bluish Green							3.3	20			520	527	535	20	90	200	20	
SML312EC4T									3.2					525				36	90	
SML312BCT		Blue		84		100 _{±2}	5		-40 to +100	3.3		5								63
SML312BC4T										3.2				464	470	476		22		46

※1:Duty1/5, 200Hz / ※2:Duty1/10, 1kHz

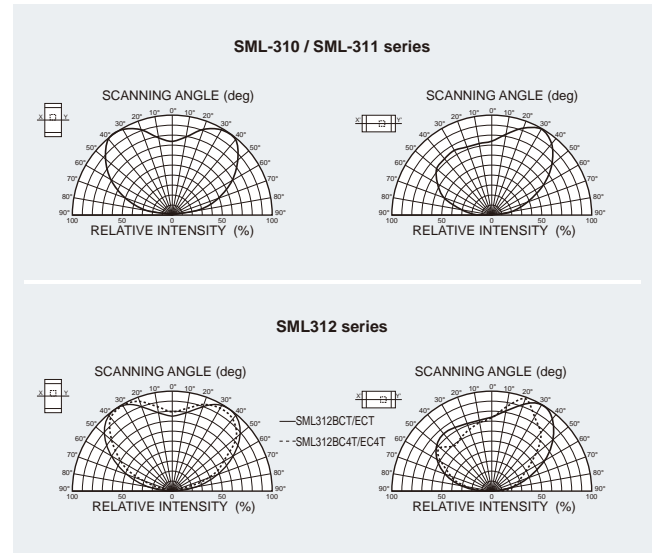
Dimensions



Recommended Solder Pattern

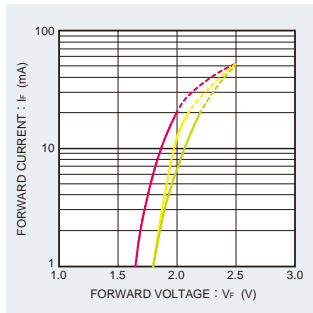


Viewing Angle

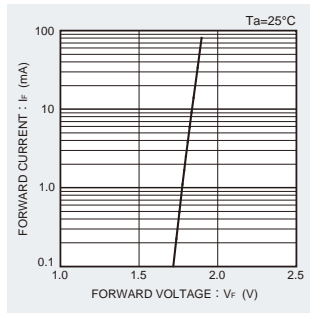


Electrical Characteristics Curves

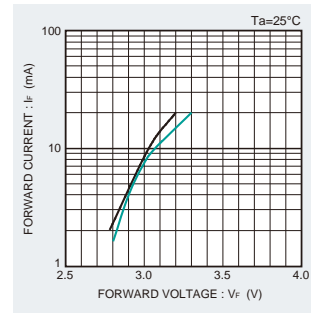
Forward Current-Forward Voltage



- SML-310VT
- SML-310DT
- SML-310YT
- SML-310MT
- SML-310PT

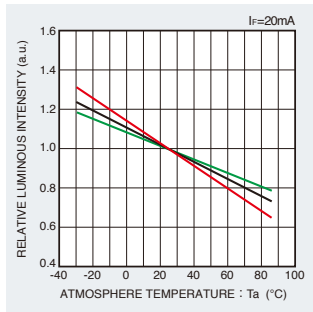


- SML-311UT
- SML-311DT
- SML-311WT
- SML-311YT

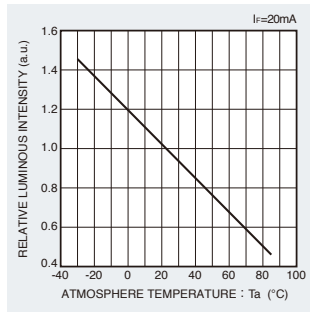


- SML312BC4T
- SML312EC4T
- SML312BCT
- SML312ECT

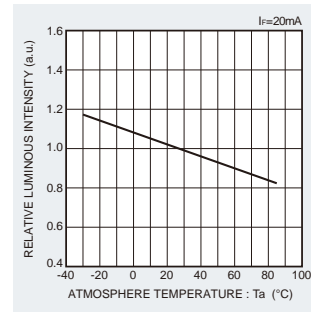
Luminous Intensity-Atmosphere Temperature



- SML-310VT
- SML-310DT
- SML-310YT
- SML-310MT
- SML-310PT

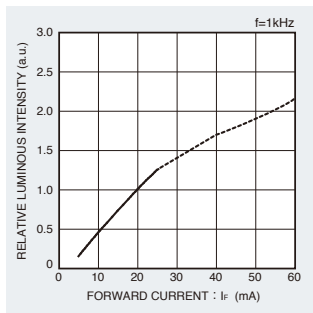


- SML-311UT
- SML-311DT
- SML-311WT
- SML-311YT

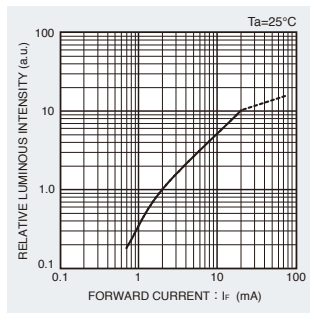


- SML312BC4T
- SML312EC4T
- SML312BCT
- SML312ECT

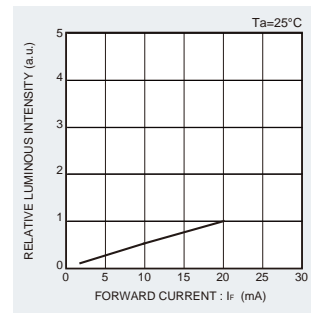
Luminous Intensity-Forward Current



- SML-310VT
- SML-310DT
- SML-310YT
- SML-310MT
- SML-310PT

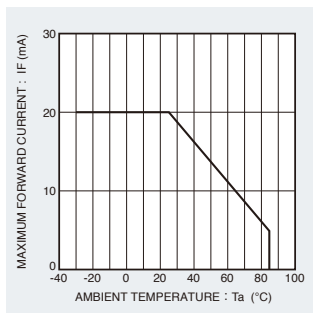


- SML-311UT
- SML-311DT
- SML-311WT
- SML-311YT

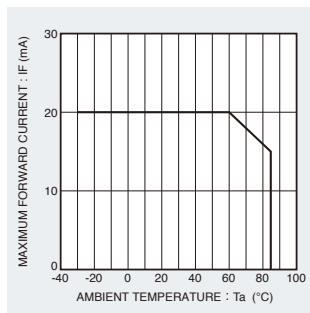


- SML312BC4T
- SML312EC4T
- SML312BCT
- SML312ECT

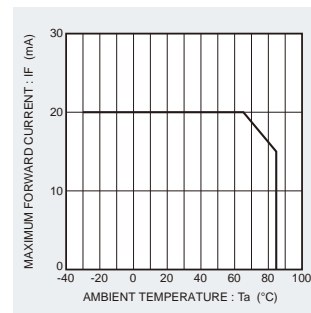
Deratings



- SML-310VT
- SML-310DT
- SML-310YT
- SML-310MT
- SML-310PT



- SML-311UT
- SML-311DT
- SML-311WT
- SML-311YT



- SML312BC4T
- SML312EC4T
- SML312BCT
- SML312ECT

SML-31 series

Rank Reference of Brightness

Red (V, U)

(Ta=25°C, If=20mA)

Package size(mm)	Height(mm)	Luminous Intensity (mcd)	G	H	J	K	L	M	N	P	Q	R	S	T	U	V	W	X		
			1.0 to 1.6	1.6 to 2.5	2.5 to 4.0	4.0 to 6.3	6.3 to 10	10 to 16	16 to 25	25 to 40	40 to 63	63 to 100	100 to 160	160 to 250	250 to 400	400 to 630	630 to 1000	1000 to 1600		
Mini-mold Chip LEDs	1608	0.8	SML-311UT ^{※1}																	
			SML-310VT [※]																	

Orange (D)

(Ta=25°C, If=2mA)

Package size(mm)	Height(mm)	Luminous Intensity (mcd)	G	H	J	K	L	M	N	P	Q	R	S	T	U	V	W	X	
			1.0 to 1.6	1.6 to 2.5	2.5 to 4.0	4.0 to 6.3	6.3 to 10	10 to 16	16 to 25	25 to 40	40 to 63	63 to 100	100 to 160	160 to 250	250 to 400	400 to 630	630 to 1000	1000 to 1600	
Mini-mold Chip LEDs	1608	0.8	SML-311DT																

Yellow (Y, W)

(Ta=25°C, If=20mA)

Package size(mm)	Height(mm)	Luminous Intensity (mcd)	G	H	J	K	L	M	N	P	Q	R	S	T	U	V	W	X	
			1.0 to 1.6	1.6 to 2.5	2.5 to 4.0	4.0 to 6.3	6.3 to 10	10 to 16	16 to 25	25 to 40	40 to 63	63 to 100	100 to 160	160 to 250	250 to 400	400 to 630	630 to 1000	1000 to 1600	
Mini-mold Chip LEDs	1608	0.8	SML-311YT ^{※1}																
			SML-311WT ^{※1}																
			SML-310YT [※]																

Green (M, P, E)

(Ta=25°C, If=20mA)

Package size(mm)	Height(mm)	Luminous Intensity (mcd)	F	G	H	J	K	L	M	N	P	Q	R	S	T	U	V	W	X
			0.63 to 1.0	1.0 to 1.6	1.6 to 2.5	2.5 to 4.0	4.0 to 6.3	6.3 to 10	10 to 16	16 to 25	25 to 40	40 to 63	63 to 100	100 to 160	160 to 250	250 to 400	400 to 630	630 to 1000	1000 to 1600
Mini-mold Chip LEDs	1608	0.8	SML-310MT [※]												SML312ECT [※]				
			SML-310PT [※]								SML312EC4T [※]								

Blue (B)

(Ta=25°C, If=20mA)

Package size(mm)	Height(mm)	Luminous Intensity (mcd)	G	H	J	K	L	M	N	P	Q	R	S	T	U	V	W	
			0.9 to 1.4	1.4 to 2.2	2.2 to 3.6	3.6 to 5.6	5.6 to 9.0	9 to 14	14 to 22	22 to 36	36 to 56	56 to 90	90 to 140	140 to 220	220 to 360	360 to 560	560 to 900	
Mini-mold Chip LEDs	1608	0.8										SML312BC4T						
												SML312BCT						

※Brightness on specification sheet include tolerance of within ±10%. ※1:If=2mA

Part No. Construction

* "-" will be taken out for emitting color B/E series.

Special Code will be applied for Emitting color B/E series.



- * Concerning the Brightness rank
- Please refer to the rank chart above for luminous intensity classification.
- Part name is individual for each rank.
- When shipped as sample, the part name will be a representative part name.

Packing Specification

ROHM LED products are being shipped with desiccant (silica gel) concluded in moisture-proof bags. Pasting the moisture sensitive label on the outer surface of the moisture-proof bags or enclosing the humidity indication card inside the bag is available upon request. Please contact the nearest sales office or distributor if necessary.

Notes

- 1) The information contained herein is subject to change without notice.
- 2) Before you use our Products, please contact our sales representative and verify the latest specifications :
- 3) Although ROHM is continuously working to improve product reliability and quality, semiconductors can break down and malfunction due to various factors.
Therefore, in order to prevent personal injury or fire arising from failure, please take safety measures such as complying with the derating characteristics, implementing redundant and fire prevention designs, and utilizing backups and fail-safe procedures. ROHM shall have no responsibility for any damages arising out of the use of our Products beyond the rating specified by ROHM.
- 4) Examples of application circuits, circuit constants and any other information contained herein are provided only to illustrate the standard usage and operations of the Products. The peripheral conditions must be taken into account when designing circuits for mass production.
- 5) The technical information specified herein is intended only to show the typical functions of and examples of application circuits for the Products. ROHM does not grant you, explicitly or implicitly, any license to use or exercise intellectual property or other rights held by ROHM or any other parties. ROHM shall have no responsibility whatsoever for any dispute arising out of the use of such technical information.
- 6) The Products are intended for use in general electronic equipment (i.e. AV/OA devices, communication, consumer systems, gaming/entertainment sets) as well as the applications indicated in this document.
- 7) The Products specified in this document are not designed to be radiation tolerant.
- 8) For use of our Products in applications requiring a high degree of reliability (as exemplified below), please contact and consult with a ROHM representative : transportation equipment (i.e. cars, ships, trains), primary communication equipment, traffic lights, fire/crime prevention, safety equipment, medical systems, servers, solar cells, and power transmission systems.
- 9) Do not use our Products in applications requiring extremely high reliability, such as aerospace equipment, nuclear power control systems, and submarine repeaters.
- 10) ROHM shall have no responsibility for any damages or injury arising from non-compliance with the recommended usage conditions and specifications contained herein.
- 11) ROHM has used reasonable care to ensure the accuracy of the information contained in this document. However, ROHM does not warrant that such information is error-free, and ROHM shall have no responsibility for any damages arising from any inaccuracy or misprint of such information.
- 12) Please use the Products in accordance with any applicable environmental laws and regulations, such as the RoHS Directive. For more details, including RoHS compatibility, please contact a ROHM sales office. ROHM shall have no responsibility for any damages or losses resulting from non-compliance with any applicable laws or regulations.
- 13) When providing our Products and technologies contained in this document to other countries, you must abide by the procedures and provisions stipulated in all applicable export laws and regulations, including without limitation the US Export Administration Regulations and the Foreign Exchange and Foreign Trade Act.
- 14) This document, in part or in whole, may not be reprinted or reproduced without prior consent of ROHM.



Thank you for your accessing to ROHM product informations.
More detail product informations and catalogs are available, please contact us.

ROHM Customer Support System

<http://www.rohm.com/contact/>

Компания «Life Electronics» занимается поставками электронных компонентов импортного и отечественного производства от производителей и со складов крупных дистрибьюторов Европы, Америки и Азии.

С конца 2013 года компания активно расширяет линейку поставок компонентов по направлению коаксиальный кабель, кварцевые генераторы и конденсаторы (керамические, пленочные, электролитические), за счёт заключения дистрибьюторских договоров

Мы предлагаем:

- Конкурентоспособные цены и скидки постоянным клиентам.
- Специальные условия для постоянных клиентов.
- Подбор аналогов.
- Поставку компонентов в любых объемах, удовлетворяющих вашим потребностям.
- Приемлемые сроки поставки, возможна ускоренная поставка.
- Доставку товара в любую точку России и стран СНГ.
- Комплексную поставку.
- Работу по проектам и поставку образцов.
- Формирование склада под заказчика.
- Сертификаты соответствия на поставляемую продукцию (по желанию клиента).
- Тестирование поставляемой продукции.
- Поставку компонентов, требующих военную и космическую приемку.
- Входной контроль качества.
- Наличие сертификата ISO.

В составе нашей компании организован Конструкторский отдел, призванный помогать разработчикам, и инженерам.

Конструкторский отдел помогает осуществить:

- Регистрацию проекта у производителя компонентов.
- Техническую поддержку проекта.
- Защиту от снятия компонента с производства.
- Оценку стоимости проекта по компонентам.
- Изготовление тестовой платы монтаж и пусконаладочные работы.



Тел: +7 (812) 336 43 04 (многоканальный)
Email: org@lifeelectronics.ru