

REVISIONS

REV.	ECN/E-R	DESCRIPTION	DATE	APPROVED
A		PROPOSAL	MAR19/10	

MATERIAL:

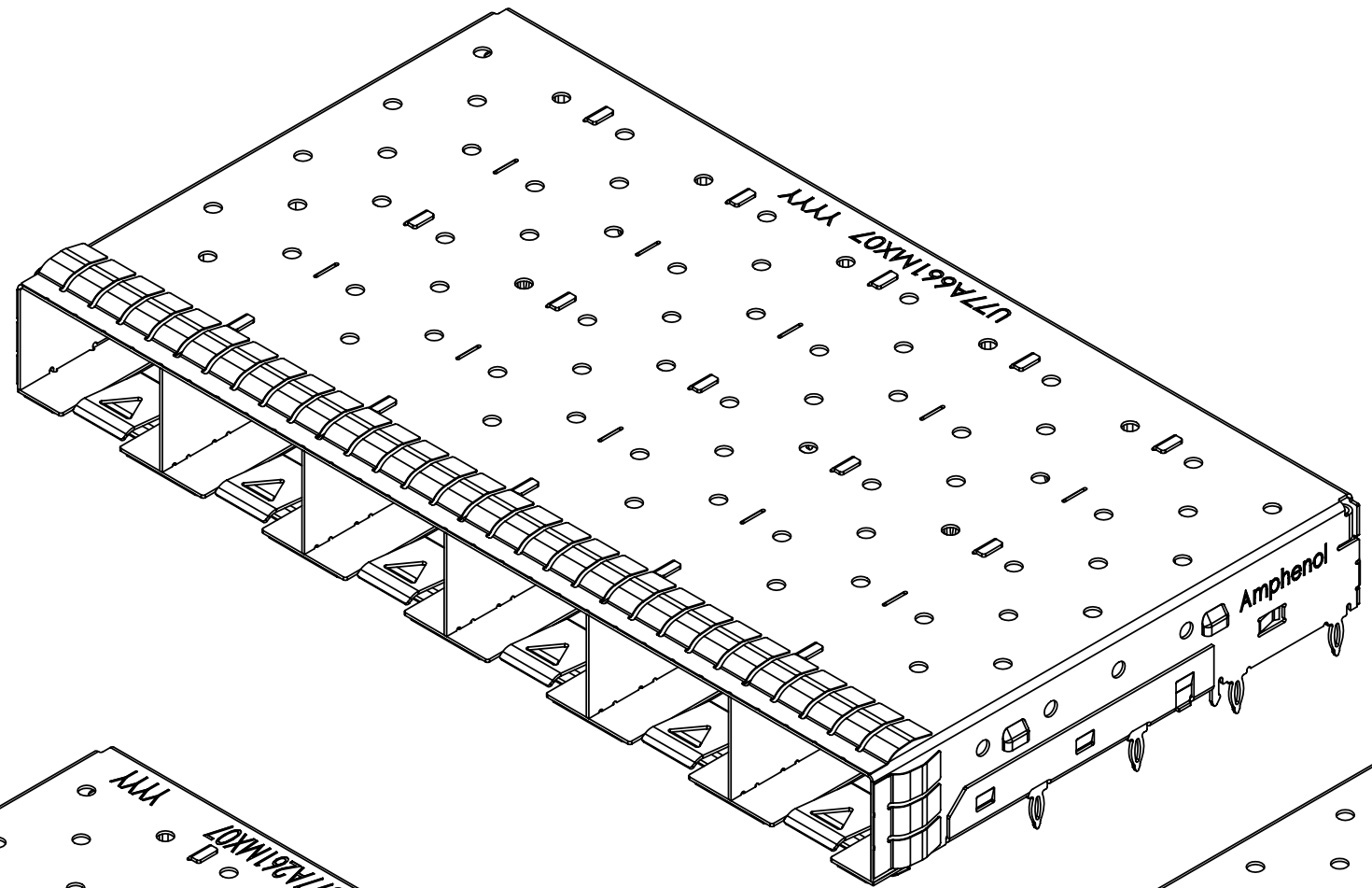
CAGE:
COPPER ALLOY

PLATING OPTION X=2:
2.54um MIN. NICKEL

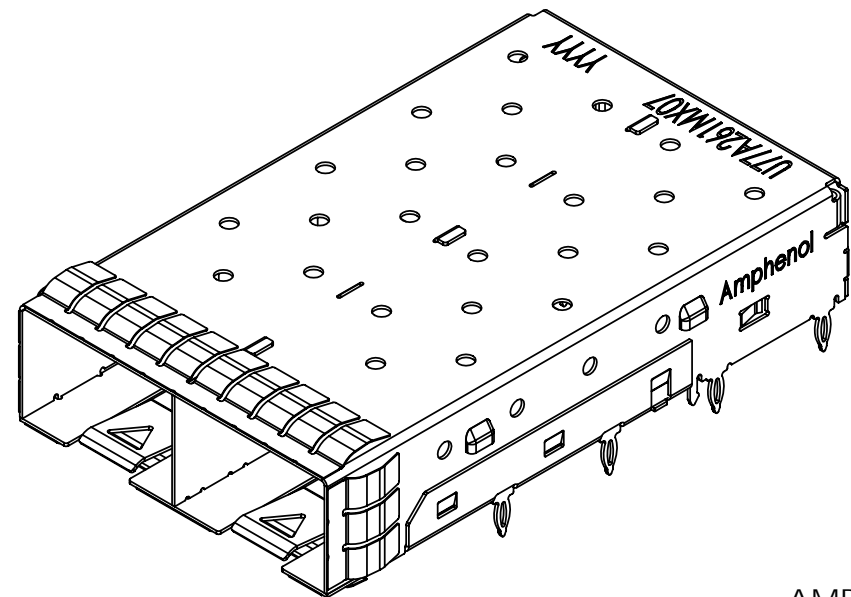
PLATING OPTION X=3:
3.81um MIN. MATTE TIN
OVER 1.27um MIN. NICKEL.

PACKAGING:
TRAY PACKAGING

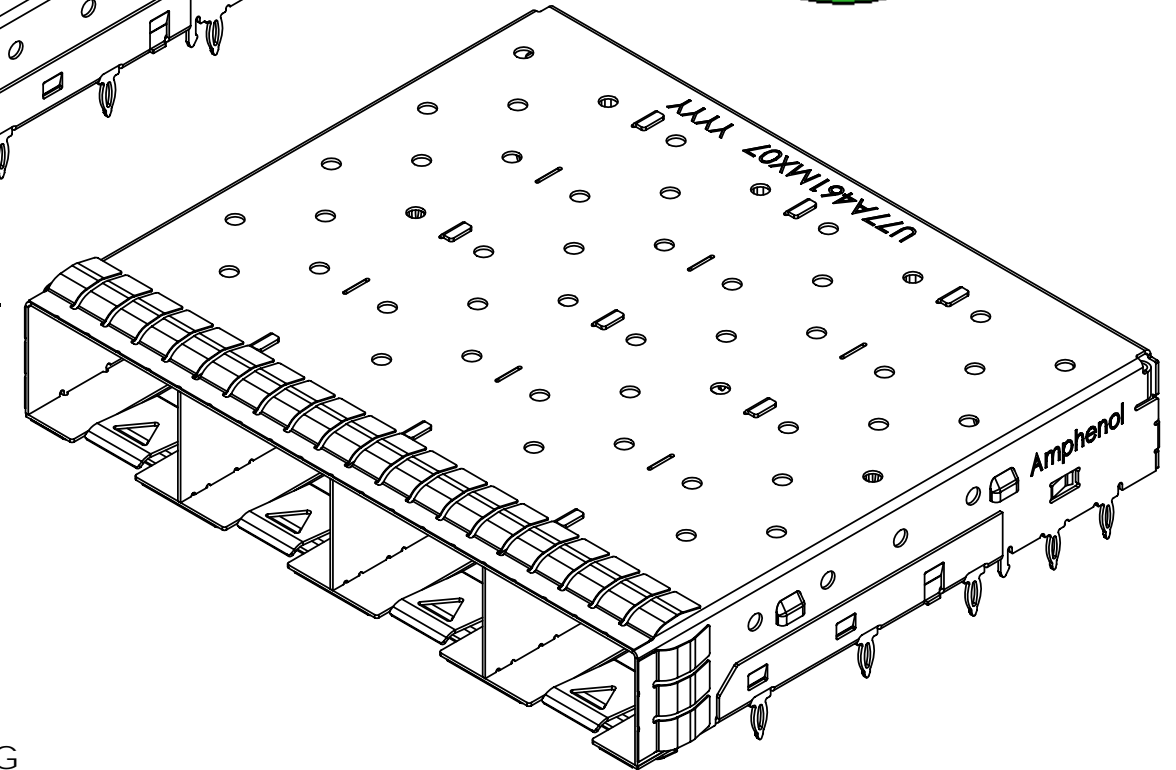
TEMPERATURE RANGE:
-40C TO +85C



P/N: U77-A661M-X071 SHOWN



P/N: U77-A261M-X071 SHOWN



P/N: U77-A461M-X071 SHOWN

AMPHENOL PART NUMBER CONFIGURATION

U77 - A X 6 1 M - X 0 7 1

PACKAGING
1 = TRAY PACKAGING

PLATING
2 = NICKEL PLATING
3 = MATTE TIN PLATING

NUMBER OF PORTS
2 = 2 PORTS
4 = 4 PORTS
6 = 6 PORTS

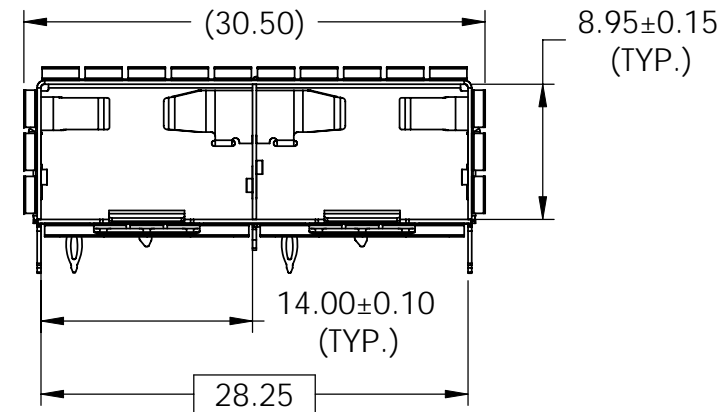
DO NOT SCALE DRAWING

THIS DOCUMENT CONTAINS PROPRIETARY INFORMATION AND SUCH INFORMATION MAY NOT BE DISCLOSED TO OTHERS FOR ANY PURPOSE OR USED FOR MANUFACTURING PURPOSES WITHOUT PERMISSION FROM AMPHENOL CANADA CORP.

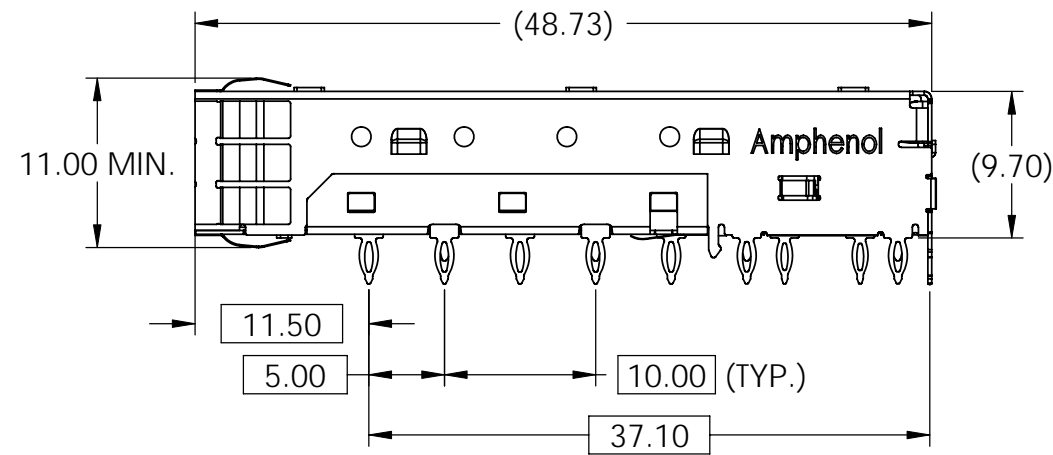
UNLESS OTHERWISE SPECIFIED DIMENSIONS ARE IN MILLIMETERS TOLERANCES ARE:		APPROVALS	DATE	Amphenol Canada Corp.
DECIMALS X.X ± 0.38 X.XX ± 0.25	ANGLES ± 1°	DRAWN J.SI	MAR18/10	
MATERIAL AND FINISH SEE NOTE 1		DESIGNED		
REF.		CHECKED		
CODE IDENT. NO. 03554		QA APPD		TITLE 1XN SFP+ CAGE SPRING FINGER EMI, WITH EXTRA BOTTOM GROUND FINGERS (NO MID G-PINS)
		IE APPD		
		DWG APPD		
				SIZE A3 DWG. NO. P-U77-AX61M-X071 SCALE 2:1 PROJECT SHEET 1 OF 10

REVISIONS

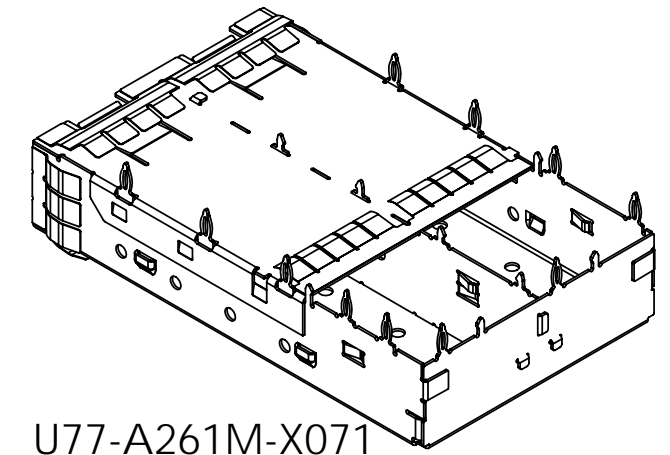
REV.	ECN/E-R	DESCRIPTION	DATE	APPROVED
A		PROPOSAL	MAR19/10	



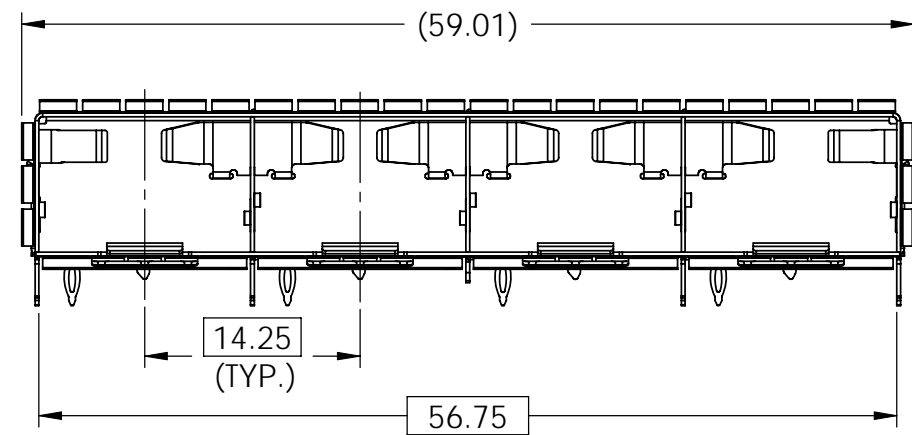
U77-A261M-X071



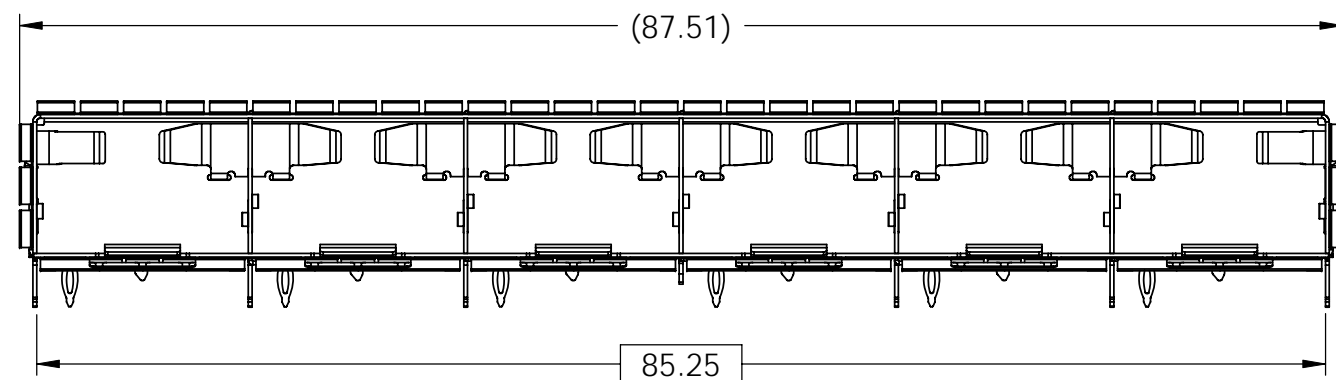
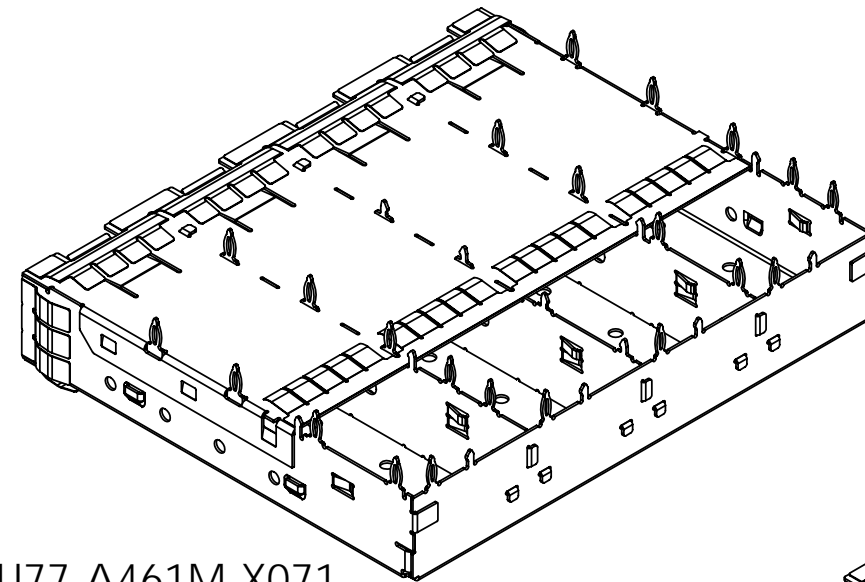
U77-A461M-X071



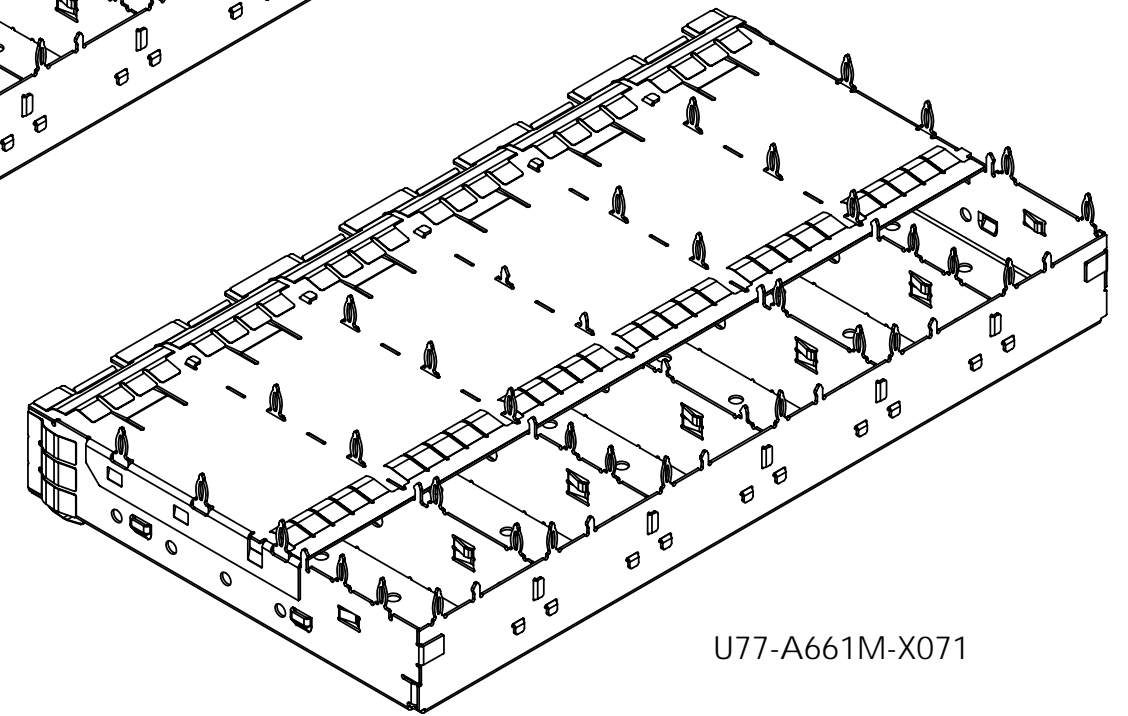
U77-A261M-X071



U77-A461M-X071



U77-A661M-X071



U77-A661M-X071

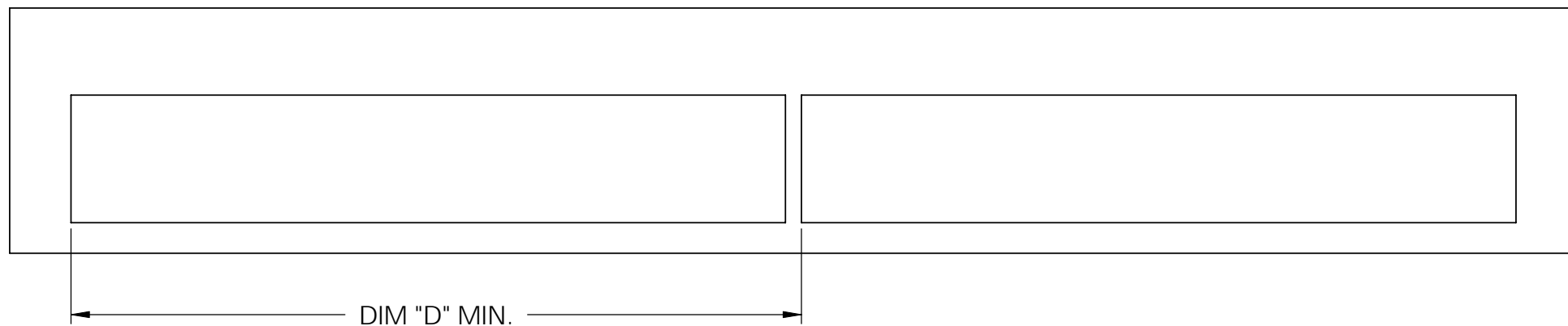
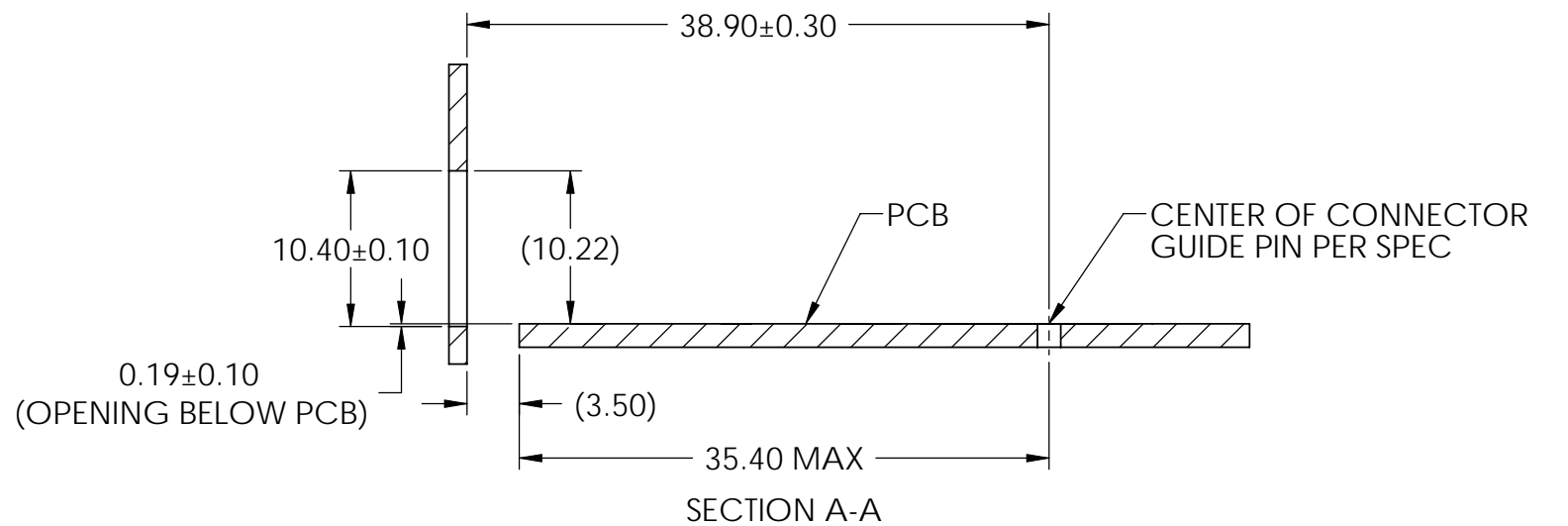
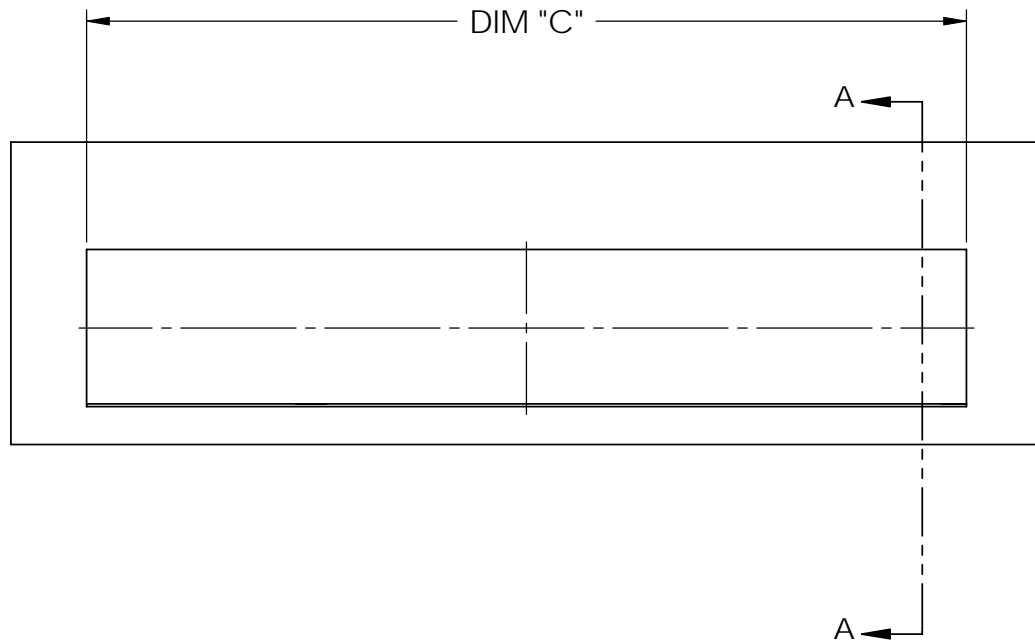
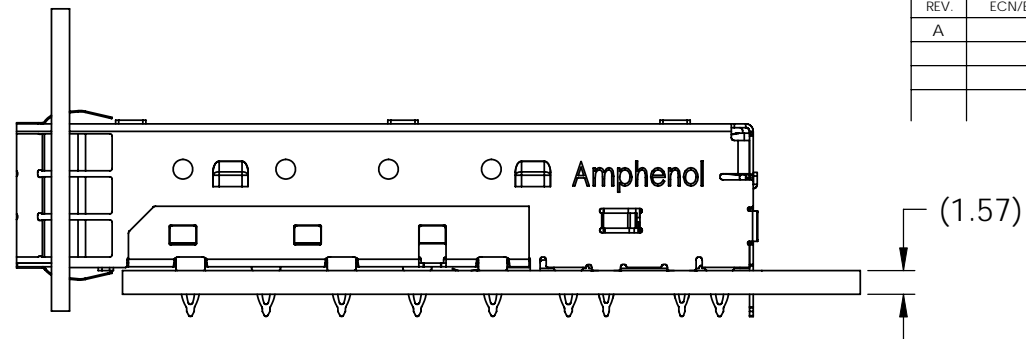
DO NOT SCALE DRAWING

THIS DOCUMENT CONTAINS PROPRIETARY INFORMATION AND SUCH INFORMATION MAY NOT BE DISCLOSED TO OTHERS FOR ANY PURPOSE OR USED FOR MANUFACTURING PURPOSES WITHOUT PERMISSION FROM AMPHENOL CANADA CORP.

UNLESS OTHERWISE SPECIFIED DIMENSIONS ARE IN MILLIMETERS TOLERANCES ARE:		APPROVALS	DATE	Amphenol Canada Corp.
DECIMALS X.X ± 0.38 X.XX ± 0.25	ANGLES ± 1°	DRAWN J.SI	MAR18/10	
MATERIAL AND FINISH SEE NOTE 1		DESIGNED		
REF.		CHECKED		
CODE IDENT. NO. 03554		QA APPD		1XN SFP+ CAGE SPRING FINGER EMI, WITH EXTRA BOTTOM GROUND FINGERS (NO MID G-PINS)
		IE APPD		
		DWG APPD		
				SIZE A3 DWG. NO. P-U77-AX61M-X071 REV. A SCALE 2:1 PROJECT SHEET 2 OF 10

PART NUMBER	DIM "C"	DIM "D"
U77-A261M-X071	29.70	31.00
U77-A461M-X071	58.20	59.50
U77-A661M-X071	86.70	88.00

REVISIONS				
REV.	ECN/E-R	DESCRIPTION	DATE	APPROVED
A		PROPOSAL	MAR19/10	



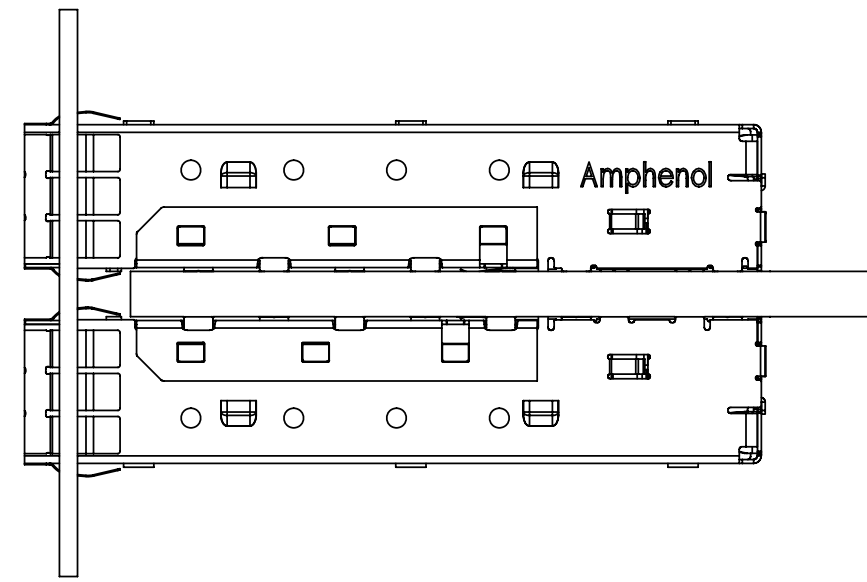
UNLESS OTHERWISE SPECIFIED DIMENSIONS ARE IN MILLIMETERS TOLERANCES ARE:		APPROVALS		DATE	Amphenol Canada Corp.	
DECIMALS	ANGLES	DRAWN	J.SI	MAR18/10	TITLE	
X.X ± 0.38	± 1°	DESIGNED			1XN SFP+ CAGE SPRING FINGER EMI, WITH EXTRA BOTTOM GROUND FINGERS (NO MID G-PINS)	
X.XX ± 0.25		CHECKED			SIZE	DWG. NO.
MATERIAL AND FINISH		QA APPD			A3	P-U77-AX61M-X071
SEE NOTE 1		IE APPD			SCALE	PROJECT
REF.		DWG APPD			2:1	3 OF 10
CODE IDENT. NO.	03554					

DO NOT SCALE DRAWING

THIS DOCUMENT CONTAINS PROPRIETARY INFORMATION AND SUCH INFORMATION MAY NOT BE DISCLOSED TO OTHERS FOR ANY PURPOSE OR USED FOR MANUFACTURING PURPOSES WITHOUT PERMISSION FROM AMPHENOL CANADA CORP.

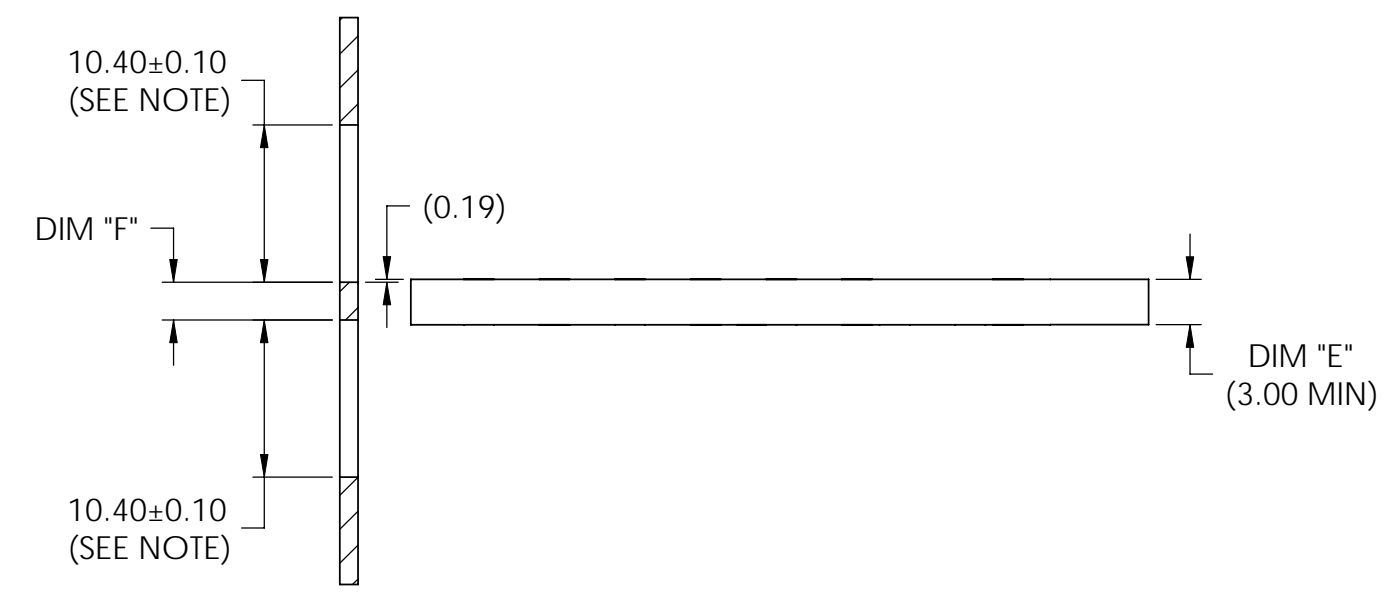
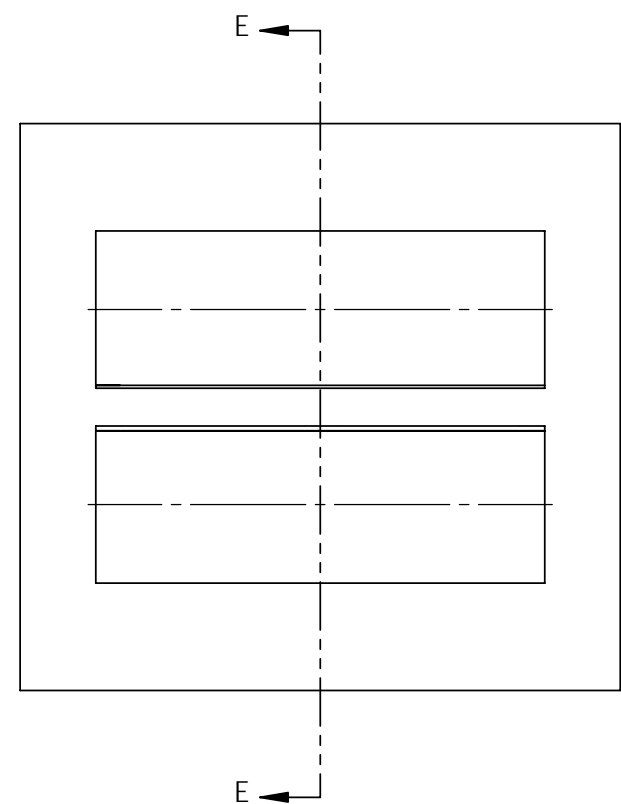
REVISIONS

REV.	ECN/E-R	DESCRIPTION	DATE	APPROVED
A		PROPOSAL	MAR19/10	



NOTE:

PANEL CUTOUT SIZES PER SFF 8433 SPEC. FOR BELLY TO BELLY MOUNTING, DIM "E" (PCB THICKNESS) IS 3.0 mm MIN. DIM "F" RELATED TO DIM "E". FOR DIM "F" = DIM "E" - 0.44 mm. THE PANEL CUTOUT 10.40 mm MIGHT BE INCREASED UP TO 10.80 mm IN ORDER TO ACCOMMODATE PCB TOLERANCE.



SECTION E-E

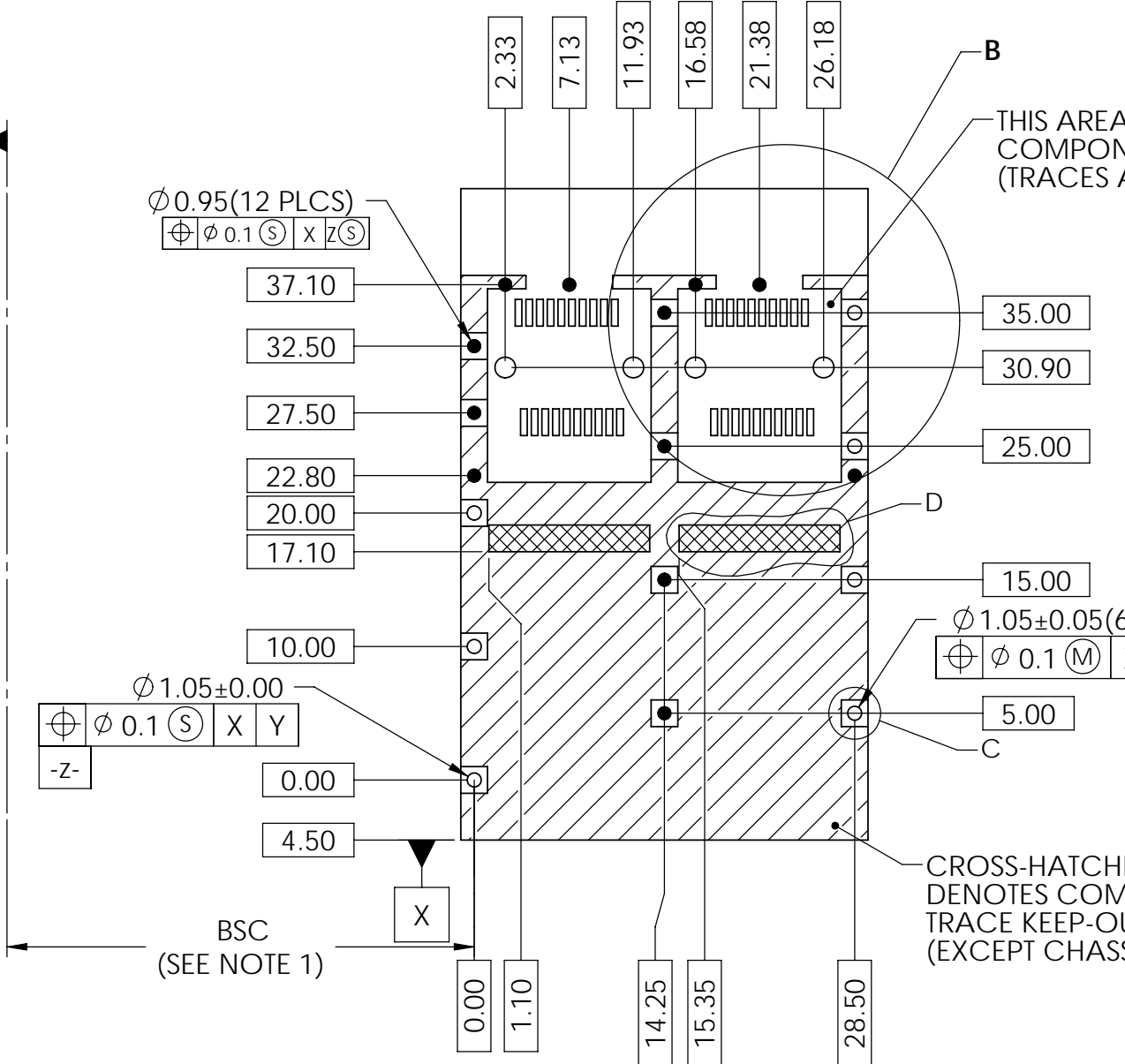
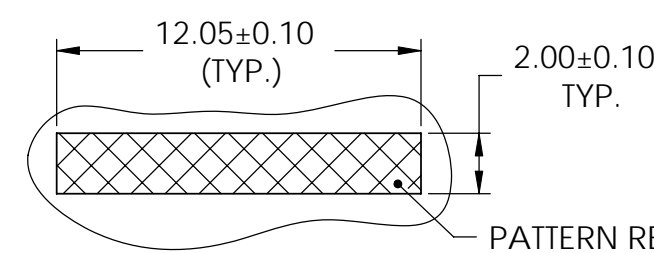
DO NOT SCALE DRAWING

THIS DOCUMENT CONTAINS PROPRIETARY INFORMATION AND SUCH INFORMATION MAY NOT BE DISCLOSED TO OTHERS FOR ANY PURPOSE OR USED FOR MANUFACTURING PURPOSES WITHOUT PERMISSION FROM AMPHENOL CANADA CORP.

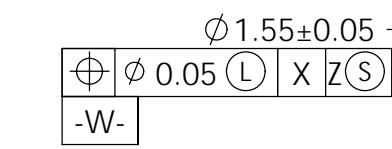
UNLESS OTHERWISE SPECIFIED DIMENSIONS ARE IN MILLIMETERS TOLERANCES ARE:		APPROVALS	DATE	Amphenol Canada Corp.	
DECIMALS X.X ± 0.38 X.XX ± 0.25	ANGLES ± 1°	DRAWN J.SI	MAR18/10	TITLE 1XN SFP+ CAGE SPRING FINGER EMI, WITH EXTRA BOTTOM GROUND FINGERS (NO MID G-PINS)	
MATERIAL AND FINISH SEE NOTE 1		DESIGNED			
REF.		CHECKED			
CODE IDENT. NO. 03554		QA APPD			
		IE APPD		SIZE A3	DWG. NO. P-U77-AX61M-X071
		DWG APPD		SCALE 2:1	PROJECT
					REV. A
					SHEET 4 OF 10

- NOTES:
 1. DATUM AND BASIC DIMENSIONS ESTABLISHED BY CUSTOMER.
 2. PADS AND VIAS ARE CHASSIS GROUND.
 3. THRU-HOLES, PLATING OPTIONAL.
 4. SEE DRAWINGS P-UX76-A20-X00XX FOR CONNECTOR LAYOUT.

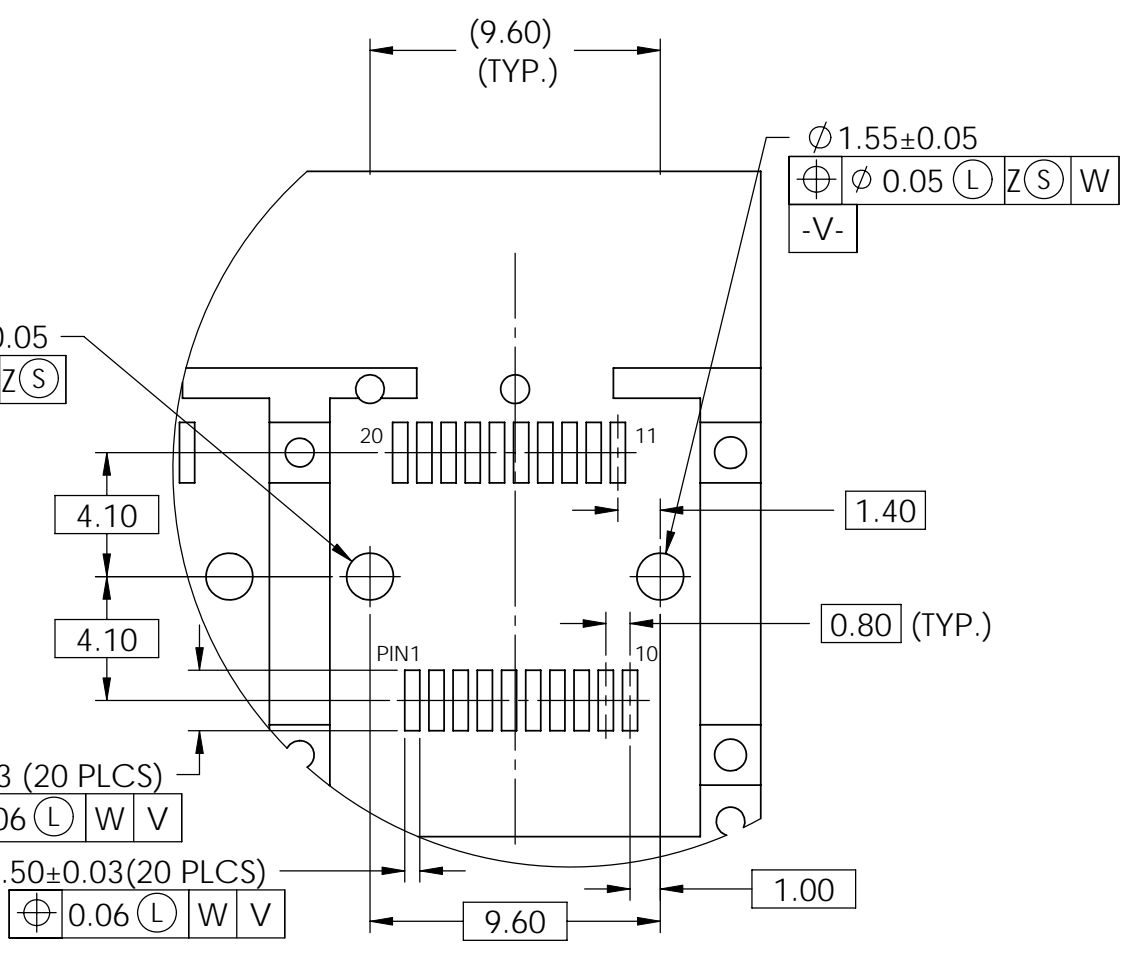
REVISIONS				
REV.	ECN/E-R	DESCRIPTION	DATE	APPROVED
A		PROPOSAL	MAR19/10	



DETAIL D
SCALE 4 : 1



DETAIL C
SCALE 4 : 1



DETAIL B
SCALE 4 : 1

**RECOMMENDED PCB DESIGN
 FOR SINGLE SIDE MOUNTING
 (P/N U77-A261M-X071)**

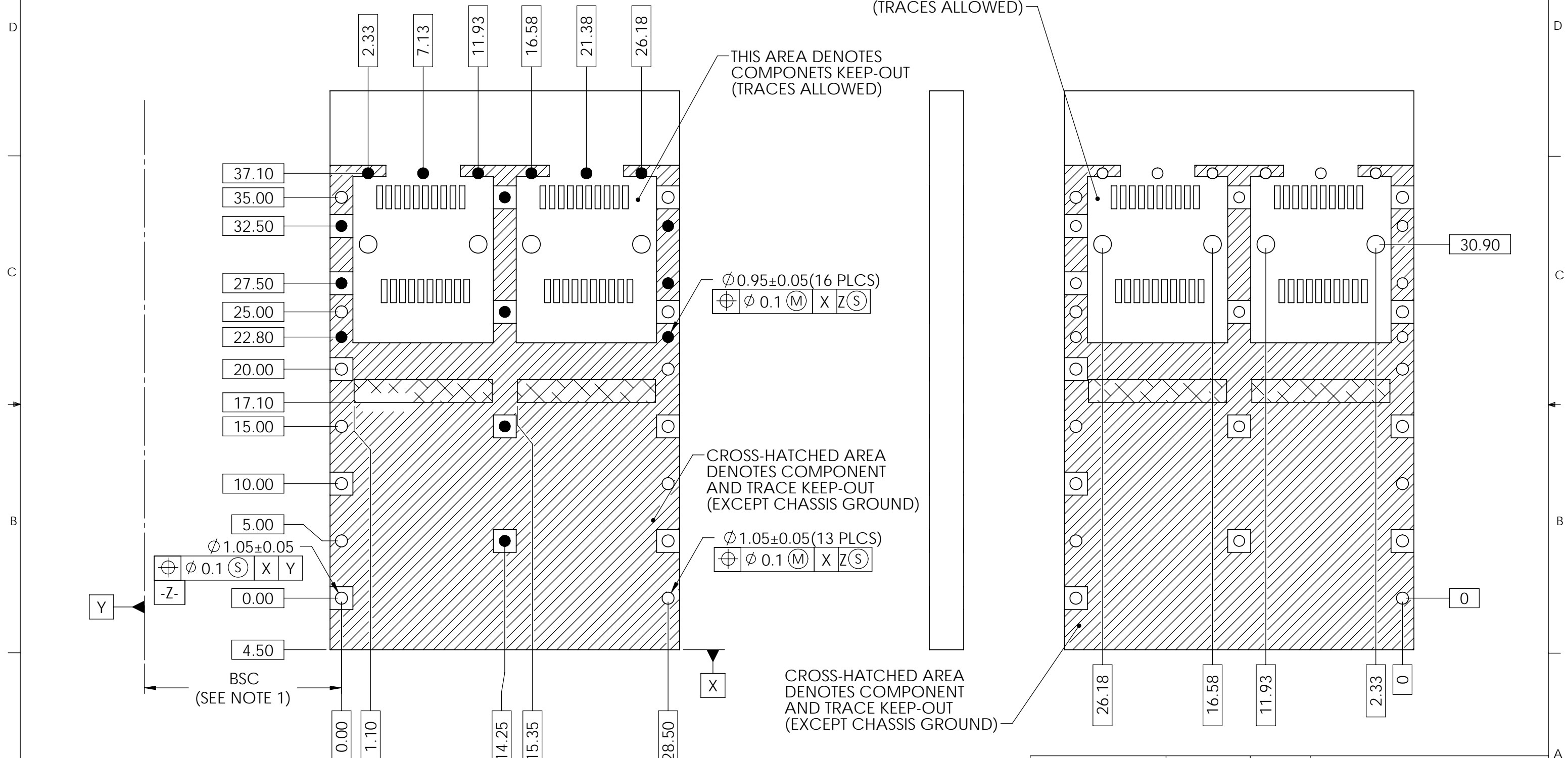
DO NOT SCALE DRAWING

THIS DOCUMENT CONTAINS PROPRIETARY INFORMATION AND SUCH INFORMATION MAY NOT BE DISCLOSED TO OTHERS FOR ANY PURPOSE OR USED FOR MANUFACTURING PURPOSES WITHOUT PERMISSION FROM AMPHENOL CANADA CORP.

UNLESS OTHERWISE SPECIFIED DIMENSIONS ARE IN MILLIMETERS TOLERANCES ARE: DECIMALS X.X ± 0.38 X.XX ± 0.25 MATERIAL AND FINISH SEE NOTE 1 REF. CODE IDENT. NO. 03554	APPROVALS	DATE	Amphenol Canada Corp. TITLE 1XN SFP+ CAGE SPRING FINGER EMI, WITH EXTRA BOTTOM GROUND FINGERS (NO MID G-PINS) SIZE A3 DWG. NO. P-U77-AX61M-X071 REV. A SCALE 2:1 PROJECT SHEET 5 OF 10
	DRAWN J.SI	MAR18/10	
	DESIGNED		
	CHECKED		
	QA APPD		
	IE APPD		
	DWG APPD		

- NOTES:
 1. DATUM AND BASIC DIMENSIONS ESTABLISHED BY CUSTOMER.
 2. PADS AND VIAS ARE CHASSIS GROUND.
 3. THRU-HOLES, PLATING OPTIONAL.
 4. SEE DRAWINGS P-UX76-A20-X00XX FOR CONNECTOR LAYOUT.

REVISIONS				
REV.	ECN/E-R	DESCRIPTION	DATE	APPROVED
A		PROPOSAL	MAR19/10	



**RECOMMENDED PCB DESIGN
 FOR BELLY TO BELLY MOUNTING
 (P/N U77-A261M-X071)**

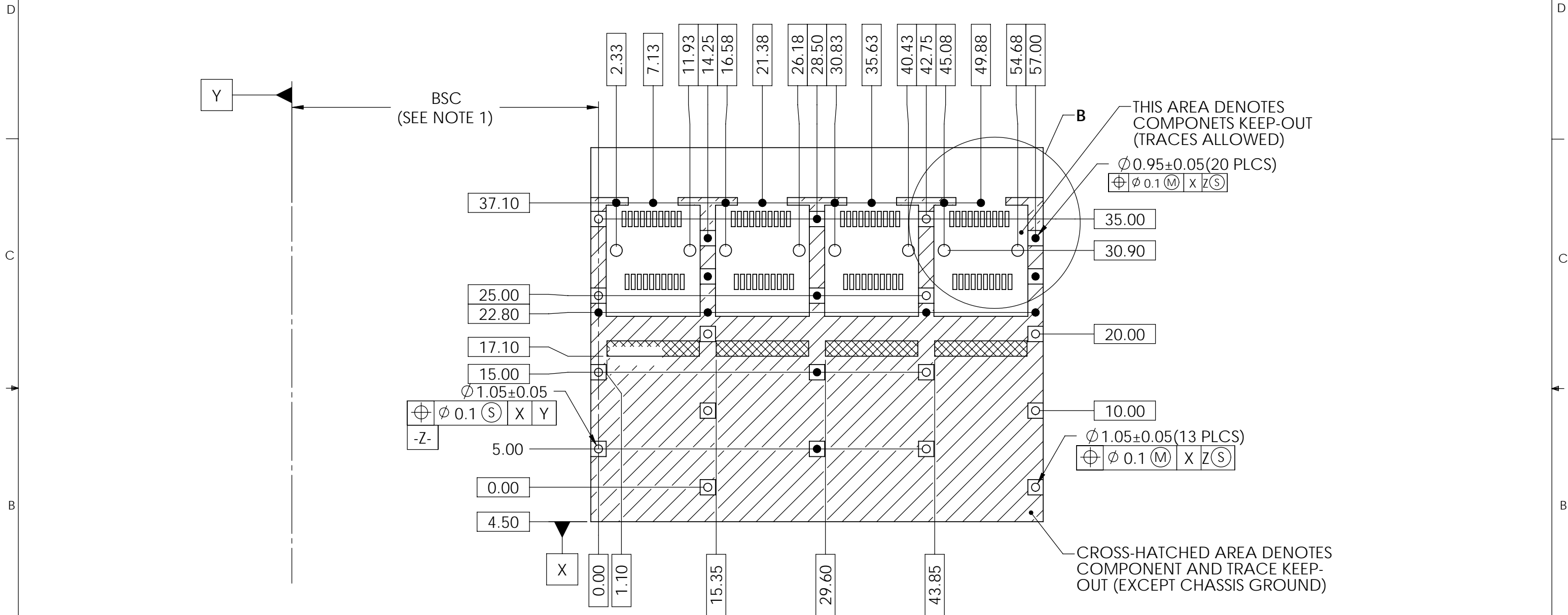
DO NOT SCALE DRAWING

THIS DOCUMENT CONTAINS PROPRIETARY INFORMATION AND SUCH INFORMATION MAY NOT BE DISCLOSED TO OTHERS FOR ANY PURPOSE OR USED FOR MANUFACTURING PURPOSES WITHOUT PERMISSION FROM AMPHENOL CANADA CORP.

UNLESS OTHERWISE SPECIFIED DIMENSIONS ARE IN MILLIMETERS TOLERANCES ARE: DECIMALS ANGLES X.X ± 0.38 ± 1° X.XX ± 0.25	APPROVALS	DATE	Amphenol Canada Corp. TITLE 1XN SFP+ CAGE SPRING FINGER EMI, WITH EXTRA BOTTOM GROUND FINGERS (NO MID G-PINS)		
	DRAWN	J.SI			MAR18/10
	DESIGNED				
	CHECKED				
MATERIAL AND FINISH	QA APPD		SIZE	DWG. NO. P-U77-AX61M-X071	
SEE NOTE 1	IE APPD		A3		
REF.	DWG APPD		SCALE	3:1	
CODE IDENT. NO. 03554			PROJECT	SHEET 6 OF 10	

- NOTES:
 1. DATUM AND BASIC DIMENSIONS ESTABLISHED BY CUSTOMER.
 2. PADS AND VIAS ARE CHASSIS GROUND.
 3. THRU-HOLES, PLATING OPTIONAL.
 4. SEE DRAWINGS P-UX76-A20-X00XX FOR CONNECTOR LAYOUT.

REVISIONS				
REV.	ECN/E-R	DESCRIPTION	DATE	APPROVED
A		PROPOSAL	MAR19/10	



**RECOMMENDED PCB DESIGN
 FOR SINGLE SIDE MOUNTING
 (P/N U77-A461M-X071)**

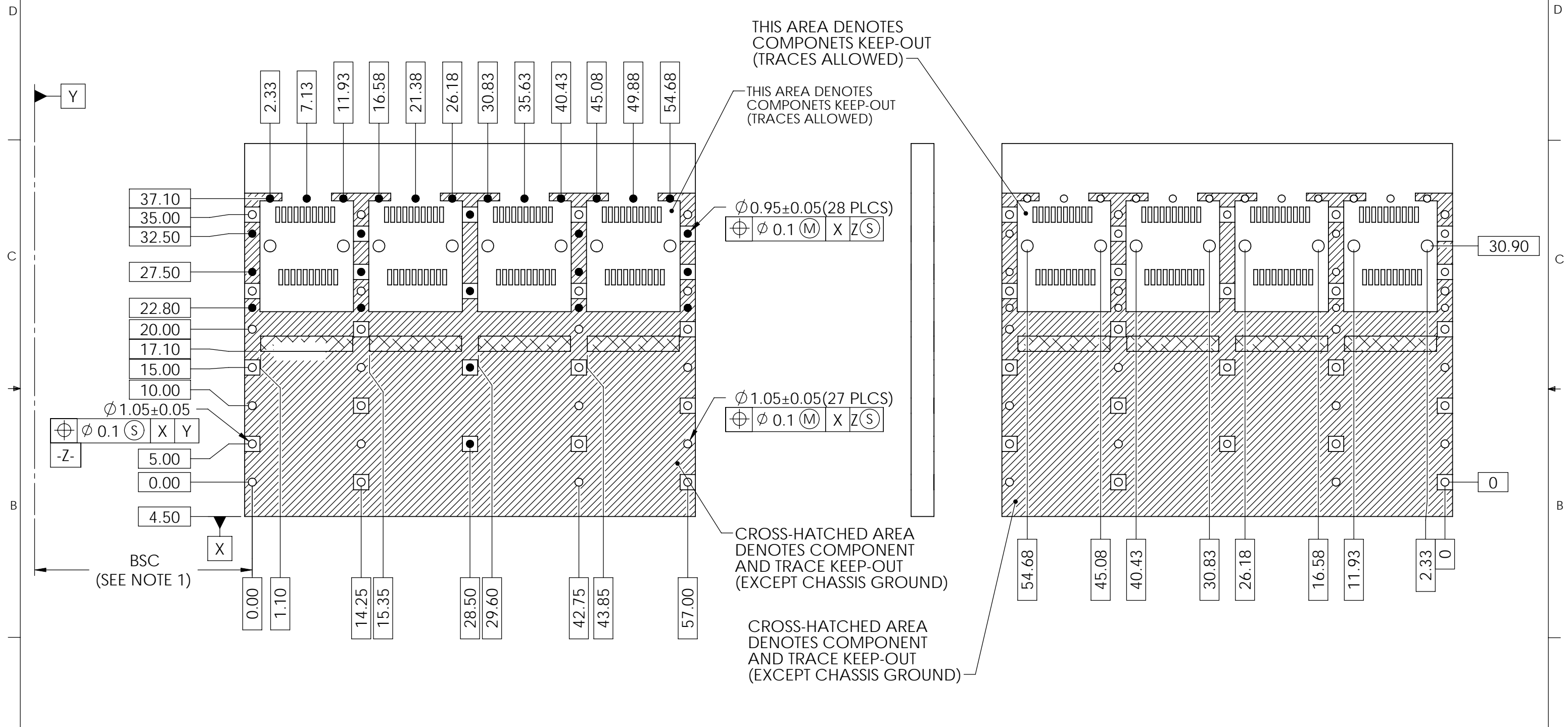
DO NOT SCALE DRAWING

THIS DOCUMENT CONTAINS PROPRIETARY INFORMATION AND SUCH INFORMATION MAY NOT BE DISCLOSED TO OTHERS FOR ANY PURPOSE OR USED FOR MANUFACTURING PURPOSES WITHOUT PERMISSION FROM AMPHENOL CANADA CORP.

UNLESS OTHERWISE SPECIFIED DIMENSIONS ARE IN MILLIMETERS TOLERANCES ARE: DECIMALS ANGLES X.X ± 0.38 ± 1° X.XX ± 0.25	APPROVALS	DATE	Amphenol Canada Corp.		
	DRAWN J.SI	MAR18/10			
	DESIGNED				
	CHECKED				
MATERIAL AND FINISH SEE NOTE 1	QA APPD		TITLE 1XN SFP+ CAGE SPRING FINGER EMI, WITH EXTRA BOTTOM GROUND FINGERS (NO MID G-PINS)		
REF.	IE APPD				
CODE IDENT. NO. 03554	DWG APPD				
			SIZE A3	DWG. NO. P-U77-AX61M-X071	REV. A
			SCALE 1:1	PROJECT	SHEET 7 OF 10

- NOTES:
 1. DATUM AND BASIC DIMENSIONS ESTABLISHED BY CUSTOMER.
 2. PADS AND VIAS ARE CHASSIS GROUND.
 3. THRU-HOLES, PLATING OPTIONAL.
 4. SEE DRAWINGS P-UX76-A20-X00XX FOR CONNECTOR LAYOUT.

REVISIONS				
REV.	ECN/E-R	DESCRIPTION	DATE	APPROVED
A		PROPOSAL	MAR19/10	



**RECOMMENDED PCB DESIGN
 FOR BELLY TO BELLY MOUNTING
 (P/N U77-A461M-X071)**

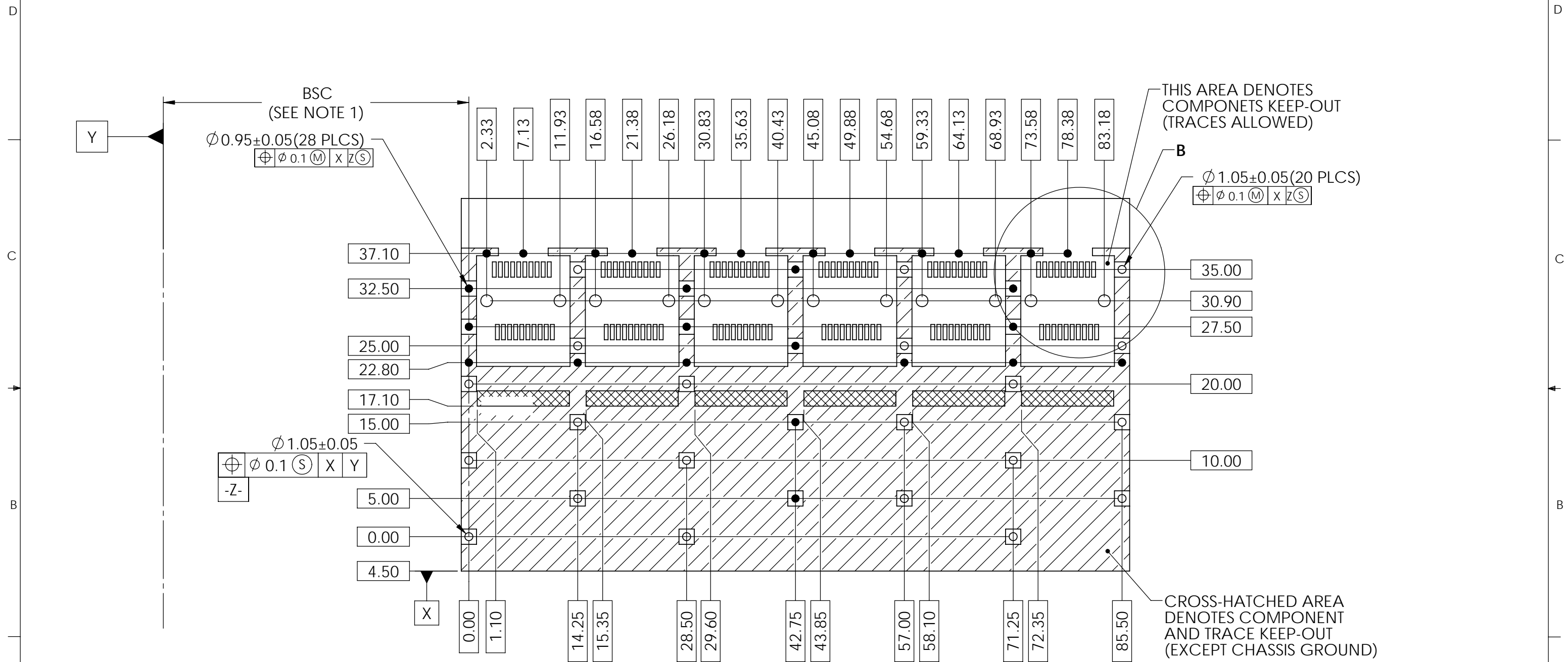
DO NOT SCALE DRAWING

THIS DOCUMENT CONTAINS PROPRIETARY INFORMATION AND SUCH INFORMATION MAY NOT BE DISCLOSED TO OTHERS FOR ANY PURPOSE OR USED FOR MANUFACTURING PURPOSES WITHOUT PERMISSION FROM AMPHENOL CANADA CORP.

UNLESS OTHERWISE SPECIFIED DIMENSIONS ARE IN MILLIMETERS TOLERANCES ARE: DECIMALS X.X ± 0.38 X.XX ± 0.25		APPROVALS		DATE	Amphenol Canada Corp. TITLE 1XN SFP+ CAGE SPRING FINGER EMI, WITH EXTRA BOTTOM GROUND FINGERS (NO MID G-PINS)
MATERIAL AND FINISH SEE NOTE 1		DRAWN J.SI		MAR18/10	
REF.		DESIGNED			
CODE IDENT. NO. 03554		CHECKED			
		QA APPD			SIZE A3 DWG. NO. P-U77-AX61M-X071 SCALE 2:1 PROJECT
		IE APPD			
		DWG APPD			
					REV. A
					SHEET 8 OF 10

- NOTES:
 1. DATUM AND BASIC DIMENSIONS ESTABLISHED BY CUSTOMER.
 2. PADS AND VIAS ARE CHASSIS GROUND.
 3. THRU-HOLES, PLATING OPTIONAL.
 4. SEE DRAWINGS P-UX76-A20-X00XX FOR CONNECTOR LAYOUT.

REVISIONS				
REV.	ECN/E-R	DESCRIPTION	DATE	APPROVED
A		PROPOSAL	MAR19/10	



**RECOMMENDED PCB DESIGN
 FOR SINGLE SIDE MOUNTING
 (P/N U77-A661M-X071)**

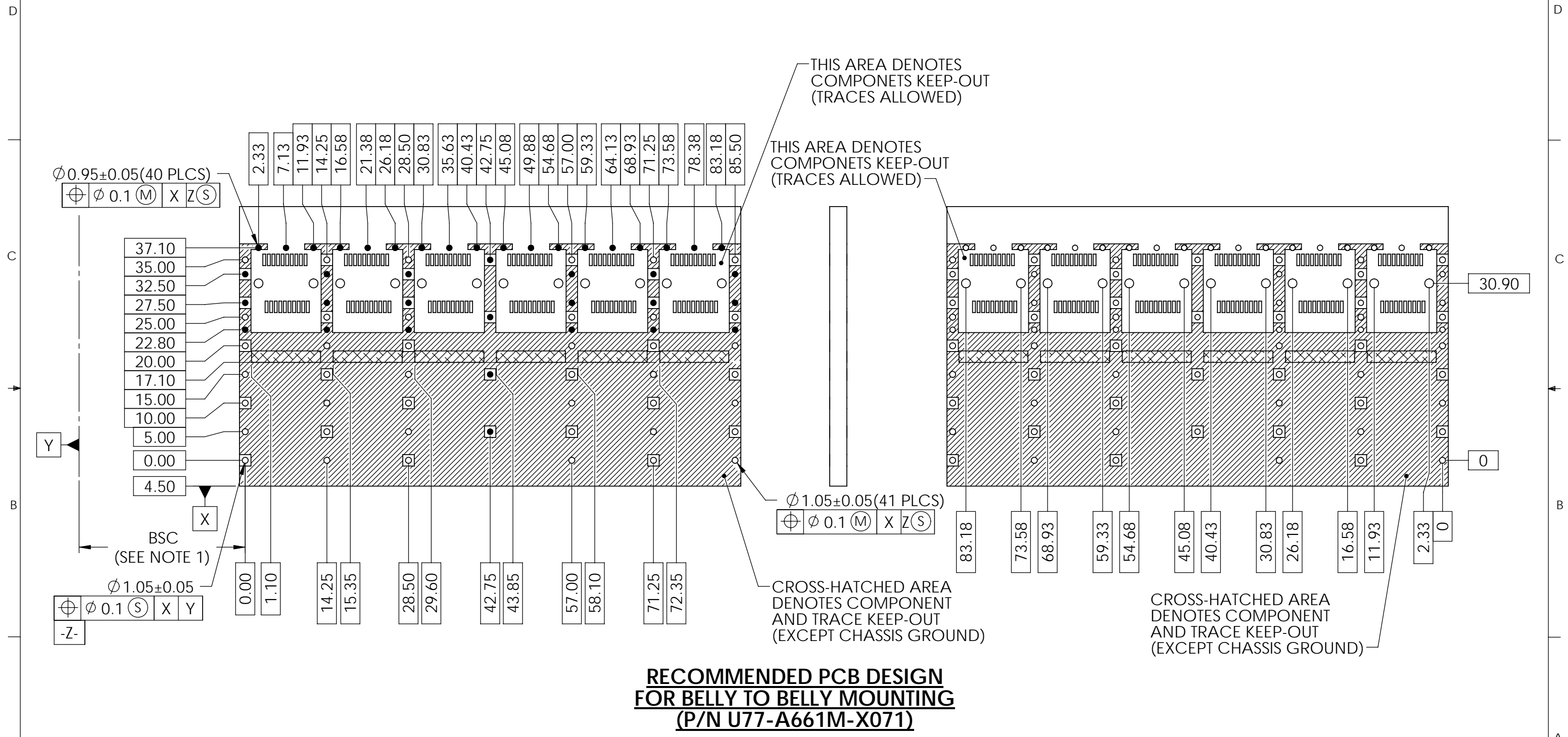
DO NOT SCALE DRAWING

THIS DOCUMENT CONTAINS PROPRIETARY INFORMATION AND SUCH INFORMATION MAY NOT BE DISCLOSED TO OTHERS FOR ANY PURPOSE OR USED FOR MANUFACTURING PURPOSES WITHOUT PERMISSION FROM AMPHENOL CANADA CORP.

UNLESS OTHERWISE SPECIFIED DIMENSIONS ARE IN MILLIMETERS TOLERANCES ARE: DECIMALS X.X ± 0.38 X.XX ± 0.25 MATERIAL AND FINISH SEE NOTE 1 REF. CODE IDENT. NO. 03554	APPROVALS	DATE	Amphenol Canada Corp. TITLE 1XN SFP+ CAGE SPRING FINGER EMI, WITH EXTRA BOTTOM GROUND FINGERS (NO MID G-PINS) SIZE A3 DWG. NO. P-U77-AX61M-X071 REV. A SCALE 1:1 PROJECT SHEET 9 OF 10	
	DRAWN J.SI	MAR18/10		
	DESIGNED			
	CHECKED			
	QA APPD			
	IE APPD			
	DWG APPD			

- NOTES:
 1. DATUM AND BASIC DIMENSIONS ESTABLISHED BY CUSTOMER.
 2. PADS AND VIAS ARE CHASSIS GROUND.
 3. THRU-HOLES, PLATING OPTIONAL.
 4. SEE DRAWINGS P-UX76-A20-X00XX FOR CONNECTOR LAYOUT.

REVISIONS				
REV.	ECN/E-R	DESCRIPTION	DATE	APPROVED
A		PROPOSAL	MAR19/10	



**RECOMMENDED PCB DESIGN
 FOR BELLY TO BELLY MOUNTING
 (P/N U77-A661M-X071)**

DO NOT SCALE DRAWING

THIS DOCUMENT CONTAINS PROPRIETARY INFORMATION AND SUCH INFORMATION MAY NOT BE DISCLOSED TO OTHERS FOR ANY PURPOSE OR USED FOR MANUFACTURING PURPOSES WITHOUT PERMISSION FROM AMPHENOL CANADA CORP.

UNLESS OTHERWISE SPECIFIED DIMENSIONS ARE IN MILLIMETERS TOLERANCES ARE: DECIMALS ANGLES X.X ± 0.38 ± 1° X.XX ± 0.25	APPROVALS		DATE	Amphenol Canada Corp. TITLE 1XN SFP+ CAGE SPRING FINGER EMI, WITH EXTRA BOTTOM GROUND FINGERS (NO MID G-PINS)
	DRAWN	J.SI	MAR18/10	
	DESIGNED			
	CHECKED			
MATERIAL AND FINISH	SEE NOTE 1		QA APPD	
REF.	IE APPD			SIZE A3
CODE IDENT. NO.	03554	DWG APPD		DWG. NO. P-U77-AX61M-X071
				SCALE 3:2
				PROJECT
				SHEET 10 OF 10

Компания «Life Electronics» занимается поставками электронных компонентов импортного и отечественного производства от производителей и со складов крупных дистрибьюторов Европы, Америки и Азии.

С конца 2013 года компания активно расширяет линейку поставок компонентов по направлению коаксиальный кабель, кварцевые генераторы и конденсаторы (керамические, пленочные, электролитические), за счёт заключения дистрибьюторских договоров

Мы предлагаем:

- Конкурентоспособные цены и скидки постоянным клиентам.
- Специальные условия для постоянных клиентов.
- Подбор аналогов.
- Поставку компонентов в любых объемах, удовлетворяющих вашим потребностям.
- Приемлемые сроки поставки, возможна ускоренная поставка.
- Доставку товара в любую точку России и стран СНГ.
- Комплексную поставку.
- Работу по проектам и поставку образцов.
- Формирование склада под заказчика.
- Сертификаты соответствия на поставляемую продукцию (по желанию клиента).
- Тестирование поставляемой продукции.
- Поставку компонентов, требующих военную и космическую приемку.
- Входной контроль качества.
- Наличие сертификата ISO.

В составе нашей компании организован Конструкторский отдел, призванный помогать разработчикам, и инженерам.

Конструкторский отдел помогает осуществить:

- Регистрацию проекта у производителя компонентов.
- Техническую поддержку проекта.
- Защиту от снятия компонента с производства.
- Оценку стоимости проекта по компонентам.
- Изготовление тестовой платы монтаж и пусконаладочные работы.



Тел: +7 (812) 336 43 04 (многоканальный)

Email: org@lifeelectronics.ru