

# AC axial fans A series

General information

AC axial fans

AC axial S series

AC axial fans, A series

Ø 200 - Ø 350

158

AC axial K series

AC axial A series

EC axial fans

EC axial S series

Q-motor

ESM

EC-SYSTEMS

Accessories

Technology

Contacts



# AC axial fans

A series, Ø 200



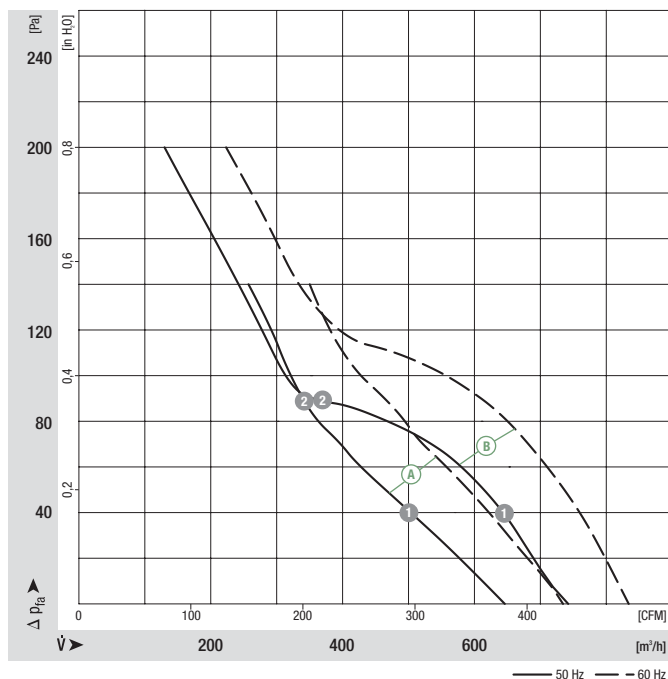
- **Material:** Guard grille: Steel, phosphated and coated in black plastic  
Wall ring: Sheet steel, pre-galvanised and coated in black plastic  
Blades: Sheet steel, coated in black  
Rotor: Coated in black
- **Number of blades:** 5
- **Direction of rotation:** Direction of air flow "V" counter-clockwise, direction of air flow "A" clockwise, seen on rotor
- **Type of protection:** IP 44
- **Insulation class:** "B"
- **Mounting position:** Shaft horizontal or rotor on bottom; rotor on top on request
- **Condensate discharges:** Rotor-side
- **Mode of operation:** Continuous operation (S1)
- **Bearings:** Maintenance-free ball bearings

Nominal data		Curve	Nominal voltage	Frequency	Air flow	Speed/rpm	Power input	Current draw	Capacitor	Sound pressure level	Max. operative range	Perm. amb. temp.	Mass without attachments	Electr. connection
Type	Motor	VAC	Hz	m³/h	rpm	W	A	µF/VDB	dB(A)	Pa	°C	kg	p. 416 f.	
*2D 200 <sup>(1)</sup>	M2D 068-CF	Ⓐ 3~ 230/400 3~ 230/400	50 60	830 940	2800 3150	53 70	0.26/0.15 0.24/0.14	— —	67 70	140 140	-25 to +75 -25 to +75	1.7	C1)/C2)	
*2E 200	M2E 068-CA	Ⓑ 1~ 230 1~ 230	50 60	740 830	2740 3120	50 61	0.24 0.28	1.5/400 1.5/400	65 69	200 200	-25 to +75 -25 to +75	1.4	A1)	
*4D 200 <sup>(1)</sup>	M4D 068-CF	Ⓒ 3~ 230/400 3~ 230/400	50 60	390 460	1450 1730	22 21	0.16/0.09 0.12/0.07	— —	51 55	70 100	-25 to +60 -25 to +80	1.5	C1)/C2)	
*4S 200	M4S 068-BF	Ⓓ 1~ 230 1~ 230	50 60	375 445	1380 1630	40 34	0.30 0.24	— —	52 53	60 80	-25 to +50 -25 to +65	1.2	B)	

subject to alterations

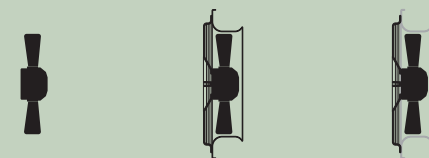
(1) 230 VAC Δ / 400 VAC Y

## Curves

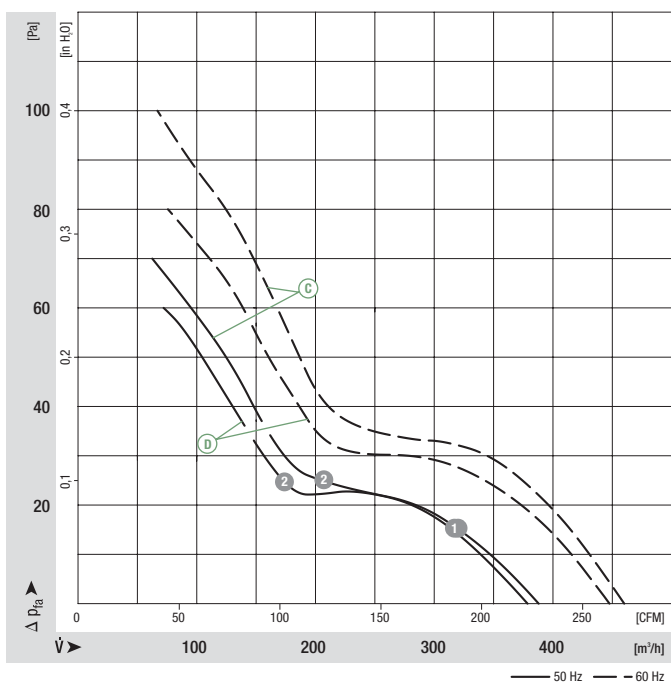


	n [rpm]	P <sub>1</sub> [W]	I [A]
Ⓐ 1	2785	53	0.15
Ⓐ 2	2770	55	0.15
Ⓑ 1	2670	51	0.24
Ⓑ 2	2670	50	0.24

- **Motor protection:** (A) (C) Without TOP, (B) (D) TOP wired internally
- **Cable exit:** (A) (C) (D) Lateral, (B) variable
- **Protection class:** I
- **Product conforming to standards:** EN 60335-1, (B) (D) also CE
- **Approvals:** (B) CCC

Direction of air flow			
	Without attachments	With full round nozzle	With guard grille for full nozzle
"V" "A"	A2D 200-AA02 -01 A2D 200-AA02 -02	W2D 200-CA02 -01 W2D 200-CA02 -02	S2D 200-BA02 -01 S2D 200-BA02 -02
"V" "A"	A2E 200-AF02 -01 A2E 200-AF02 -02	W2E 200-CF02 -01 W2E 200-CF02 -02	S2E 200-BF02 -01 S2E 200-BF02 -02
"V" "A"	A4D 200-AA04 -01 A4D 200-AA04 -02	W4D 200-CA04 -01 W4D 200-CA04 -02	S4D 200-BA04 -01 S4D 200-BA04 -02
"V" "A"	A4S 200-AA02 -01 A4S 200-AA02 -02	W4S 200-CA02 -01 W4S 200-CA02 -02	S4S 200-BA02 -01 S4S 200-BA02 -02

Curves



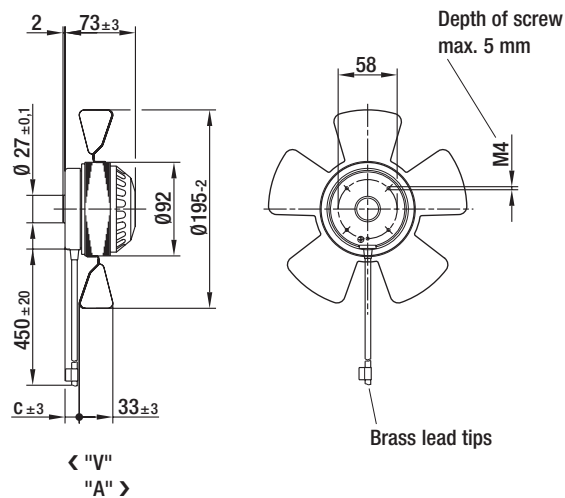
	n [rpm]	P <sub>1</sub> [W]	I [A]
(C) 1	1460	24	0.09
(C) 2	1460	24	0.09
(D) 1	1375	40	0.30
(D) 2	1380	39	0.29

# AC axial fans

A series, Ø 200, drawings of directions of air flow "V" and "A"



## Without attachments

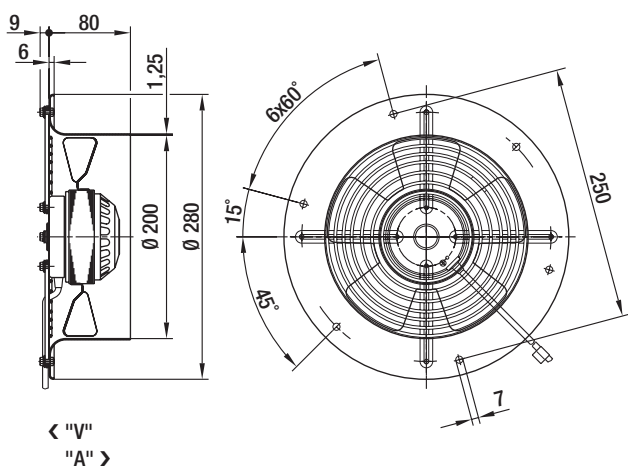


## Type

Type		c
A2D 200-AA02 -01	"V"	21.0
A2D 200-AA02 -02	"A"	21.0
A2E 200-AF02 -01	"V"	21.0
A2E 200-AF02 -02	"A"	21.0
A4D 200-AA04 -01	"V"	20.0
A4D 200-AA04 -02	"A"	20.0
A4S 200-AA02 -01	"V"	20.0
A4S 200-AA02 -02	"A"	20.0



## With full round nozzle

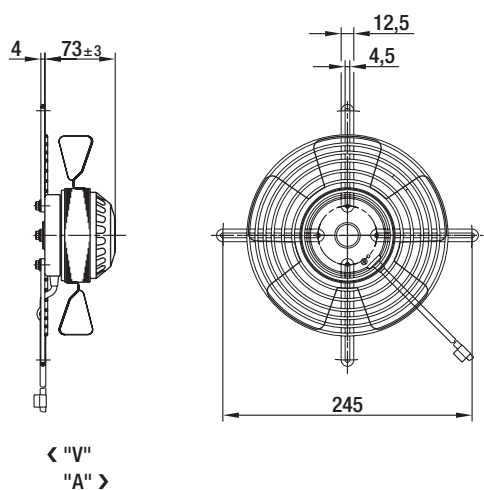


## Type

W2D 200-CA02 -01	"V"
W2D 200-CA02 -02	"A"
W2E 200-CF02 -01	"V"
W2E 200-CF02 -02	"A"
W4D 200-CA04 -01	"V"
W4D 200-CA04 -02	"A"
W4S 200-CA02 -01	"V"
W4S 200-CA02 -02	"A"



## With guard grille for full nozzle



## Type

S2D 200-BA02 -01	"V"
S2D 200-BA02 -02	"A"
S2E 200-BF02 -01	"V"
S2E 200-BF02 -02	"A"
S4D 200-BA04 -01	"V"
S4D 200-BA04 -02	"A"
S4S 200-BA02 -01	"V"
S4S 200-BA02 -02	"A"



# AC axial fans

A series, Ø 250



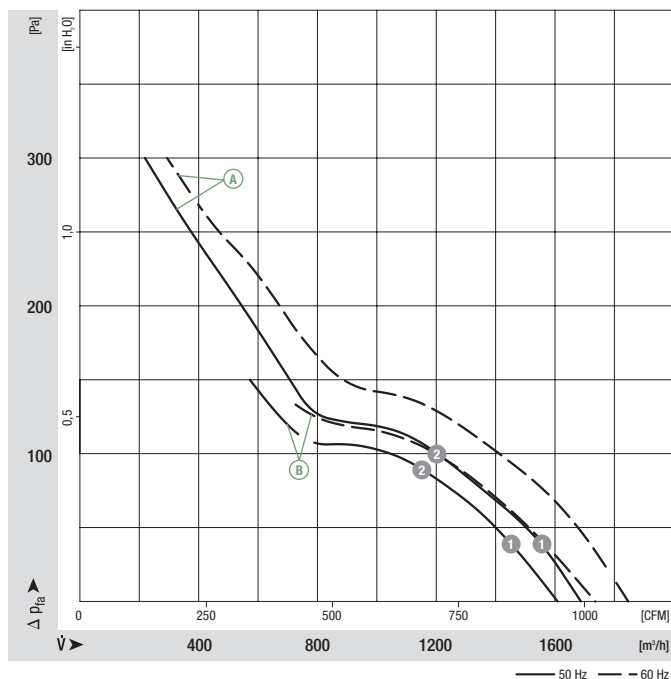
- **Material:** Guard grille: Steel, phosphated and coated in black plastic  
Wall ring: Sheet steel, pre-galvanised and coated in black plastic  
Blades: Sheet steel, coated in black  
Rotor: Coated in black
- **Number of blades:** 5
- **Direction of rotation:** Direction of air flow "V" counter-clockwise, direction of air flow "A" clockwise, seen on rotor
- **Type of protection:** IP 44
- **Insulation class:** "B"
- **Mounting position:** Shaft horizontal or rotor on bottom; rotor on top on request
- **Condensate discharges:** Rotor-side
- **Mode of operation:** Continuous operation (S1)
- **Bearings:** Maintenance-free ball bearings

Nominal data		Curve	Nominal voltage	Frequency	Air flow	Speed/rpm	Power input	Current draw	Capacitor	Sound pressure level	Max. operative range	Perm. amb. temp.	Mass without attachments	Electr. connection
Type	Motor	VAC	Hz	m³/h	rpm	W	A	µF/VDB	dB(A)	Pa	°C	kg	p. 416 f.	
*2D 250 <sup>(1)</sup>	M2D 068-DF	Ⓐ 3~ 230/400	50	1685	2650	110	0.38/0.22	—	72	300	-25 to +70	2.2	C1)/C2)	
		Ⓐ 3~ 230/400	60	1845	2950	160	0.45/0.26	—	75	300	-25 to +40			
*2E 250	M2E 068-DF	Ⓑ 1~ 230	50	1610	2550	115	0.51	4.0/400	72	150	-25 to +55	2.2	A1)	
		Ⓑ 1~ 230	60	1740	2750	165	0.74	4.0/400	73	130	-25 to +50			
*4D 250 <sup>(1)</sup>	M4D 068-CF	Ⓒ 3~ 230/400	50	890	1420	30	0.16/0.09	—	58	90	-25 to +75	1.6	C1)/C2)	
		Ⓒ 3~ 230/400	60	1035	1650	35	0.14/0.08	—	62	100	-25 to +75			
*4S 250	M4S 068-CF	Ⓓ 1~ 230	50	870	1400	72	0.53	—	58	80	-25 to +40	1.7	B)	
		Ⓓ 1~ 230	60	1000	1620	67	0.46	—	62	100	-25 to +50			

subject to alterations

(1) 230 VAC Δ / 400 VAC Y

## Curves



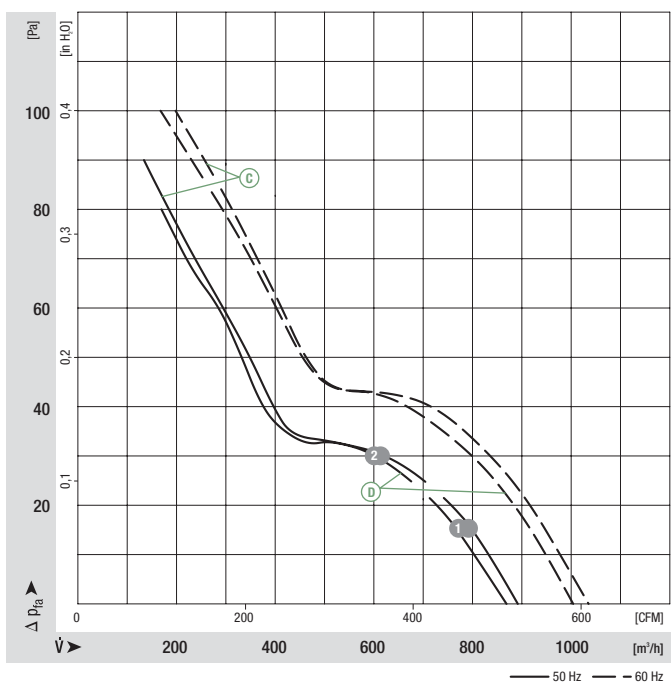
	n [rpm]	P <sub>1</sub> [W]	I [A]
Ⓐ 1	2645	123	0.23
Ⓐ 2	2615	131	0.24
Ⓑ 1	2520	122	0.54
Ⓑ 2	2480	126	0.55

- **Motor protection:** (A) (C) Without TOP, (B) (D) TOP wired internally
- **Cable exit:** (A) (C) (D) Lateral, (B) variable
- **Protection class:** I
- **Product conforming to standards:** EN 60335-1, (B) (D) also CE
- **Approvals:** (A) (B) CCC

Direction of air flow

	< "V"/"A" > Without attachments	< "V"/"A" > With full round nozzle	< "V"/"A" > With guard grille for full nozzle
"V" "A"	A2D 250-AA02 -01 A2D 250-AA02 -02	W2D 250-CA02 -01 W2D 250-CA02 -02	S2D 250-BA02 -01 S2D 250-BA02 -02
"V" "A"	A2E 250-AE65 -01 A2E 250-AE65 -02	W2E 250-CE65 -01 W2E 250-CE65 -02	S2E 250-BE65 -01 S2E 250-BE65 -02
"V" "A"	A4D 250-AA04 -01 A4D 250-AA04 -02	W4D 250-CA04 -01 W4D 250-CA04 -02	S4D 250-BA04 -01 S4D 250-BA04 -02
"V" "A"	A4S 250-AA02 -01 A4S 250-AA02 -02	W4S 250-CA02 -01 W4S 250-CA02 -02	S4S 250-BA02 -01 S4S 250-BA02 -02

Curves



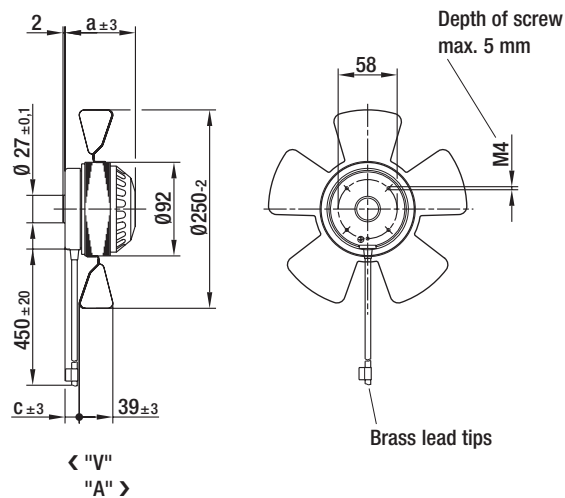
	n [rpm]	P <sub>1</sub> [W]	I [A]
(C) 1	1420	32	0.09
(C) 2	1410	33	0.09
(D) 1	1400	70	0.52
(D) 2	1395	71	0.52

# AC axial fans

A series, Ø 250, drawings of directions of air flow "V" and "A"



## Without attachments

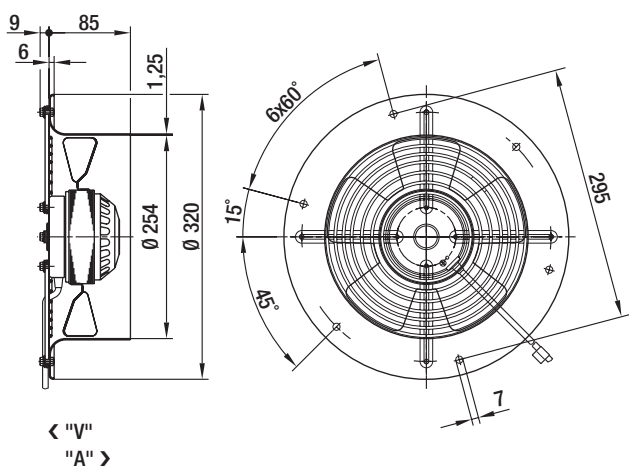


## Type

Type		a	c
A2D 250-AA02 -01	"V"	83.0	27.0
A2D 250-AA02 -02	"A"	83.0	27.0
A2E 250-AE65 -01	"V"	83.0	27.0
A2E 250-AE65 -02	"A"	83.0	27.0
A4D 250-AA04 -01	"V"	73.0	19.0
A4D 250-AA04 -02	"A"	73.0	19.0
A4S 250-AA02 -01	"V"	73.0	19.0
A4S 250-AA02 -02	"A"	73.0	19.0



## With full round nozzle

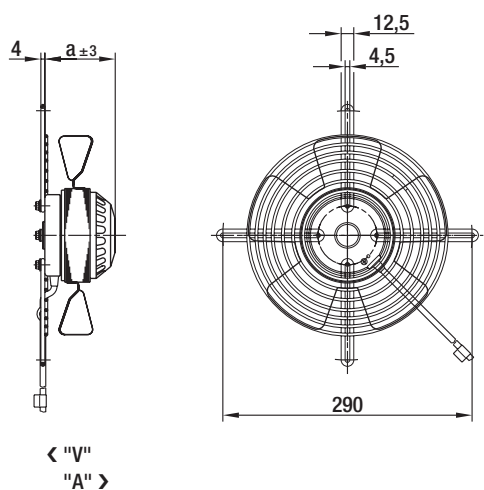


## Type

W2D 250-CA02 -01	"V"
W2D 250-CA02 -02	"A"
W2E 250-CE65 -01	"V"
W2E 250-CE65 -02	"A"
W4D 250-CA04 -01	"V"
W4D 250-CA04 -02	"A"
W4S 250-CA02 -01	"V"
W4S 250-CA02 -02	"A"



## With guard grille for full nozzle



## Type

Type		a
S2D 250-BA02 -01	"V"	83.0
S2D 250-BA02 -02	"A"	83.0
S2E 250-BE65 -01	"V"	83.0
S2E 250-BE65 -02	"A"	83.0
S4D 250-BA04 -01	"V"	73.0
S4D 250-BA04 -02	"A"	73.0
S4S 250-BA02 -01	"V"	73.0
S4S 250-BA02 -02	"A"	73.0





# AC axial fans

A series, Ø 300



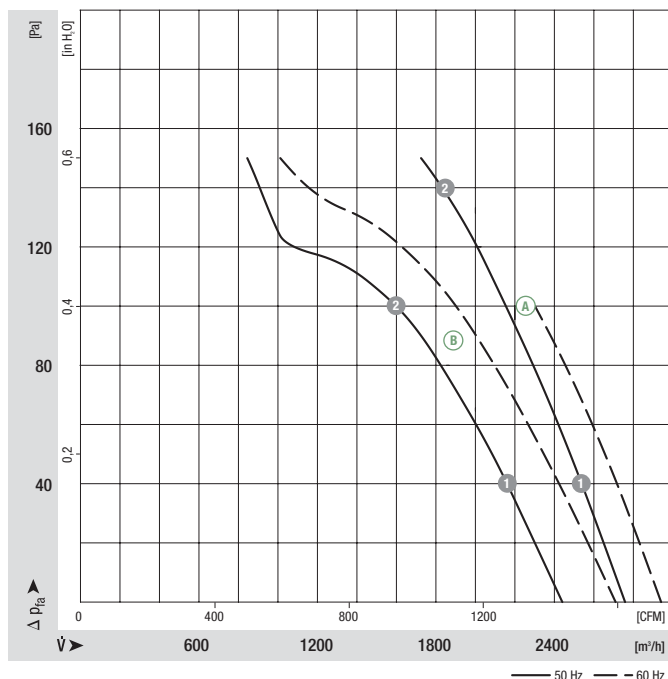
- **Material:** Guard grille: Steel, phosphated and coated in black plastic  
Wall ring: Sheet steel, pre-galvanised and coated in black plastic  
Blades: Sheet steel, coated in black  
Rotor: Coated in black
- **Number of blades:** 5
- **Direction of rotation:** Direction of air flow "V" counter-clockwise, direction of air flow "A" clockwise, seen on rotor
- **Type of protection:** IP 44
- **Insulation class:** "B"
- **Mounting position:** Shaft horizontal or rotor on bottom; rotor on top on request
- **Condensate discharges:** Rotor-side
- **Mode of operation:** Continuous operation (S1)
- **Bearings:** Maintenance-free ball bearings

Nominal data		Curve	Nominal voltage	Frequency	Air flow	Speed/rpm	Power input	Current draw	Capacitor	Sound pressure level	Max. operative range	Perm. amb. temp.	Mass without attachments	Electr. connection
Type	Motor	VAC	Hz	m³/h	rpm	W	A	µF/VDB	dB(A)	Pa	°C	kg	p. 416 f.	
*2D 300 <sup>(1)</sup>	M2D 068-EC	Ⓐ 3~ 230/400	50	2760	2650	180	0.54/0.31	—	76	150	-25 to +60	2.7	C1)/C2)	
		Ⓐ 3~ 230/400	60	2940	2800	270	0.71/0.41	—	77	100	-25 to +40			
*2E 300	M2E 068-EC	Ⓑ 1~ 230	50	2440	2650	140	0.62	5.0/400	75	150	-25 to +55	2.5	A1)	
		Ⓑ 1~ 230	60	2700	2900	190	0.83	5.0/400	78	150	-25 to +50			
*4D 300 <sup>(1)</sup>	M4D 068-DF	Ⓒ 3~ 230/400	50	1740	1370	85	0.36/0.21	—	66	100	-25 to +55	2.3	C1)/C2)	
		Ⓒ 3~ 230/400	60	1910	1520	110	0.38/0.22	—	69	110	-25 to +40			
*4E 300	M4E 068-DF	Ⓓ 1~ 230	50	1690	1350	95	0.44	3.0/400	65	120	-25 to +45	2.3	A1)	
		Ⓓ 1~ 230	60	1830	1450	105	0.47	2.0/400	66	100	-25 to +40			
*4S 300	M4S 068-DF	Ⓔ 1~ 230	50	1440	1380	94	0.67	—	62	75	-25 to +30	2.1	B)	
		Ⓔ 1~ 230	60	1600	1550	94	0.67	—	64	60	-25 to +40			

subject to alterations

(1) 230 VAC Δ / 400 VAC Y

## Curves

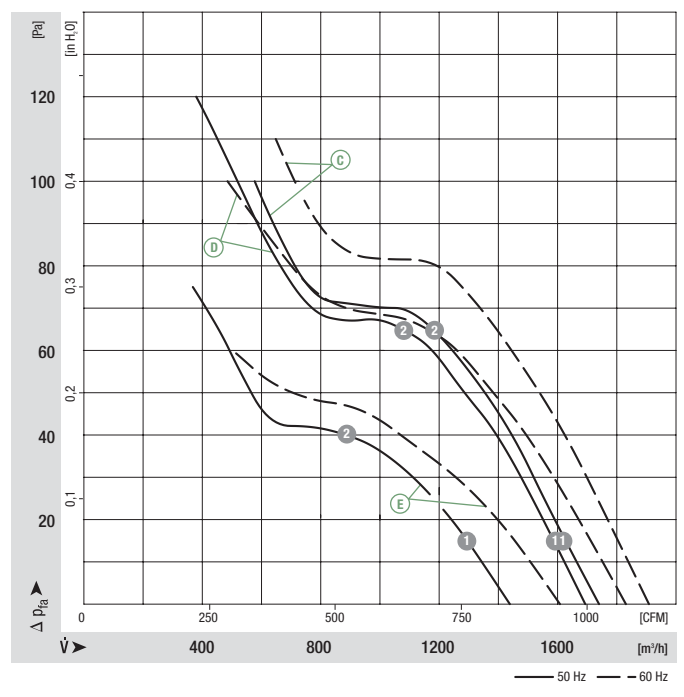


	n [rpm]	P <sub>1</sub> [W]	I [A]
Ⓐ 1	2610	190	0.32
Ⓐ 2	2535	220	0.35
Ⓑ 1	2600	149	0.66
Ⓑ 2	2530	162	0.71

- **Motor protection:** (A) (C) Without TOP, (B) (D) (E) TOP wired internally
- **Cable exit:** (A) (C) (E) Lateral, (B) (D) variable
- **Protection class:** I
- **Product conforming to standards:** EN 60335-1, (B) (D) (E) also CE
- **Approvals:** (A) (C) CCC, (B) GOST

Direction of air flow			
	Without attachments	With full round nozzle	With guard grille for full nozzle
"V"	A2D 300-AD02 -01	W2D 300-CD02 -01	S2D 300-BD02 -01
"A"	A2D 300-AD02 -02	W2D 300-CD02 -02	S2D 300-BD02 -02
"V"	A2E 300-AC47 -01	W2E 300-CC47 -01	S2E 300-BC47 -01
"A"	A2E 300-AC47 -02	W2E 300-CC47 -02	S2E 300-BC47 -02
"V"	A4D 300-AA02 -01	W4D 300-CA02 -01	S4D 300-BA02 -01
"A"	A4D 300-AA02 -02	W4D 300-CA02 -02	S4D 300-BA02 -02
"V"	A4E 300-AA01 -01	W4E 300-CA01 -01	S4E 300-BA01 -01
"A"	A4E 300-AA01 -02	W4E 300-CA01 -02	S4E 300-BA01 -02
"V"	A4S 300-AA02 -01	W4S 300-CA02 -01	S4S 300-BA02 -01
"A"	A4S 300-AA02 -02	W4S 300-CA02 -02	S4S 300-BA02 -02

Curves

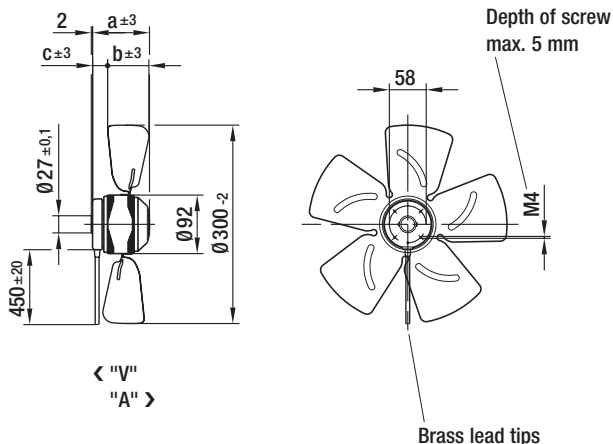


	n [rpm]	P <sub>1</sub> [W]	I [A]
(C) 1	1360	86	0.21
(C) 2	1345	94	0.22
(D) 1	1345	96	0.43
(D) 2	1315	101	0.45
(E) 1	1375	92	0.67
(E) 2	1360	94	0.67

# AC axial fans

A series, Ø 300, drawings of directions of air flow "V" and "A"

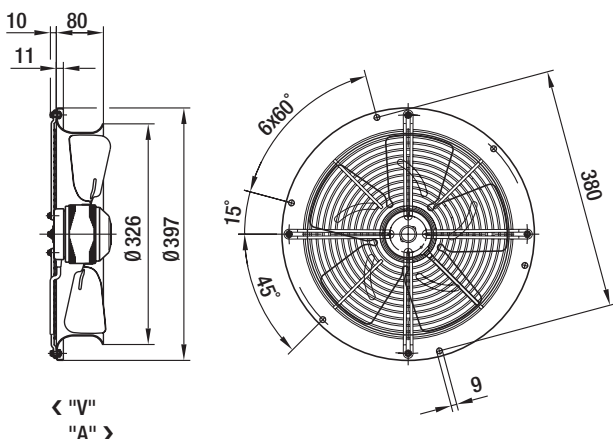
## Without attachments



## Type

Type		a	b	c
A2D 300-AD02 -01	"V"	101.0	30.0	32.0
A2D 300-AD02 -02	"A"	101.0	30.0	32.0
A2E 300-AC47 -01	"V"	98.0	20.0	30.0
A2E 300-AC47 -02	"A"	98.0	20.0	30.0
A4D 300-AA02 -01	"V"	83.0	56.0	20.0
A4D 300-AA02 -02	"A"	83.0	56.0	20.0
A4E 300-AA01 -01	"V"	83.0	56.0	20.0
A4E 300-AA01 -02	"A"	83.0	56.0	20.0
A4S 300-AA02 -01	"V"	83.0	30.0	20.0
A4S 300-AA02 -02	"A"	83.0	30.0	20.0

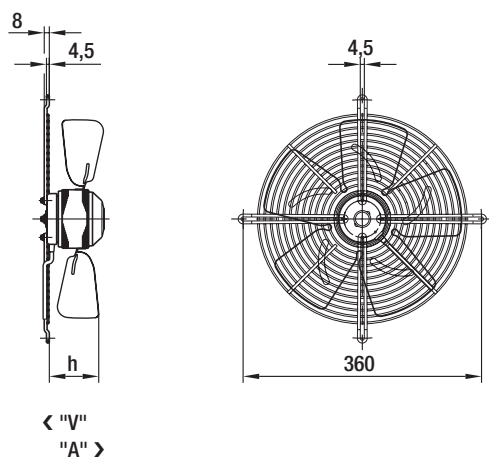
## With full round nozzle



## Type

W2D 300-CD02 -01	"V"
W2D 300-CD02 -02	"A"
W2E 300-CC47 -01	"V"
W2E 300-CC47 -02	"A"
W4D 300-CA02 -01	"V"
W4D 300-CA02 -02	"A"
W4E 300-CA01 -01	"V"
W4E 300-CA01 -02	"A"
W4S 300-CA02 -01	"V"
W4S 300-CA02 -02	"A"

## With guard grille for full nozzle



## Type

Type		h
S2D 300-BD02 -01	"V"	64.0
S2D 300-BD02 -02	"A"	64.0
S2E 300-BC47 -01	"V"	50.0
S2E 300-BC47 -02	"A"	37.0
S4D 300-BA02 -01	"V"	73.0
S4D 300-BA02 -02	"A"	73.0
S4E 300-BA01 -01	"V"	73.0
S4E 300-BA01 -02	"A"	73.0
S4S 300-BA02 -01	"V"	52.0
S4S 300-BA02 -02	"A"	52.0



# AC axial fans

A series, Ø 315



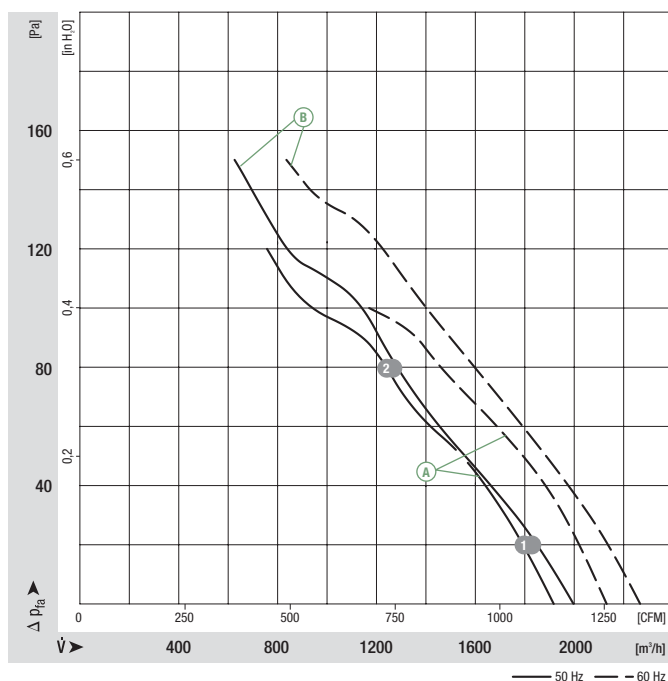
- **Material:** Guard grille: Steel, phosphated and coated in black plastic  
Wall ring: Sheet steel, pre-galvanised and coated in black plastic  
Blades: Sheet steel, coated in black  
Rotor: Coated in black
- **Number of blades:** 5
- **Direction of rotation:** Direction of air flow "V" counter-clockwise, direction of air flow "A" clockwise, seen on rotor
- **Type of protection:** IP 44
- **Insulation class:** "B"
- **Mounting position:** Shaft horizontal or rotor on bottom; rotor on top on request
- **Condensate discharges:** Rotor-side
- **Mode of operation:** Continuous operation (S1)
- **Bearings:** Maintenance-free ball bearings

Nominal data		Curve	Nominal voltage	Frequency	Air flow	Speed/rpm	Power input	Current draw	Capacitor	Sound pressure level	Max. operative range	Perm. amb. temp.	Mass without attachments	Electr. connection
Type	Motor	VAC	Hz	m³/h	rpm	W	A	µF/VDB	dB(A)	Pa	°C	kg	p. 416 f.	
*4D 315 <sup>(1)</sup>	M4D 068-EC	Ⓐ 3~	230/400	50	1990	1400	78	0.33/0.19	—	65	150	-25 to +80	2.8	C1)/C2)
		3~	230/400	60	2260	1590	115	0.36/0.21	—	68	150	-25 to +60		
*4E 315	M4E 068-EC	Ⓑ 1~	230	50	1950	1400	120	0.53	5.0/400	67	180	-25 to +50	2.8	A1)
		1~	230	60	2230	1610	135	0.60	4.0/400	70	120	-25 to +45		

subject to alterations




(1) 230 VAC Δ / 400 VAC Y

## Curves



	n [rpm]	P <sub>1</sub> [W]	I [A]
Ⓐ 1	1390	82	0.19
Ⓐ 2	1370	95	0.20
Ⓑ 1	1395	123	0.55
Ⓑ 2	1360	136	0.60

- **Motor protection:** Ⓐ Without TOP, Ⓑ TOP wired internally
- **Cable exit:** Lateral
- **Protection class:** I
- **Product conforming to standards:** EN 60335-1, Ⓑ also CE
- **Approvals:** CCC

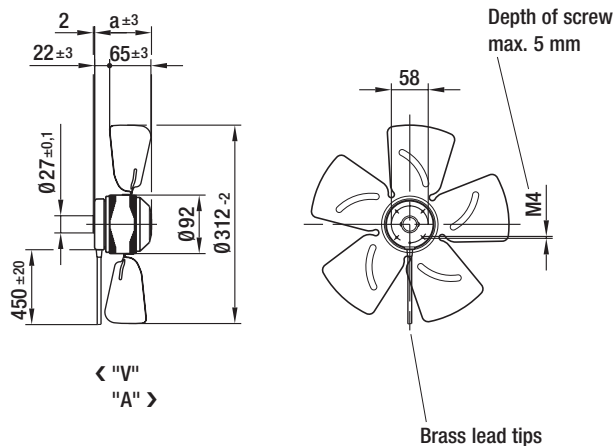
Direction of air flow	 < "V"/"A" >			 < "V"/"A" >			 < "V"/"A" >		
	Without attachments	With full round nozzle	With guard grille for full nozzle	Without attachments	With full round nozzle	With guard grille for full nozzle	Without attachments	With full round nozzle	With guard grille for full nozzle
"V"	A4D 315-AC20 -01	W4D 315-CC20 -01	S4D 315-BC20 -01	A4D 315-AC20 -02	W4D 315-CC20 -02	S4D 315-BC20 -02	A4E 315-AA05 -01	W4E 315-CA05 -01	S4E 315-BA05 -01
"A"	A4D 315-AC20 -02	W4D 315-CC20 -02	S4D 315-BC20 -02	A4E 315-AA05 -02	W4E 315-CA05 -02	S4E 315-BA05 -02			

# AC axial fans

A series, Ø 315, drawings of directions of air flow "V" and "A"



## Without attachments

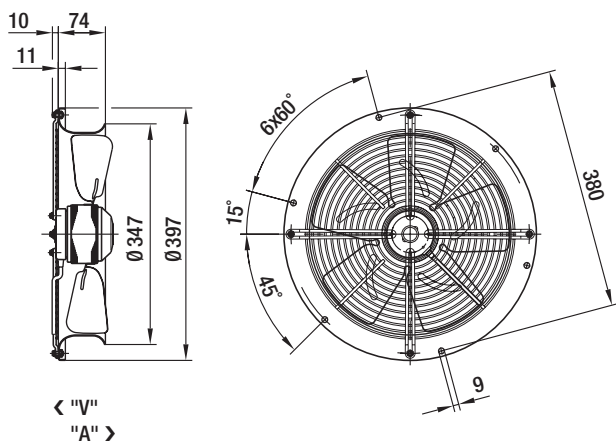


## Type

Type		a
A4D 315-AC20 -01	"V"	101.0
A4D 315-AC20 -02	"A"	101.0
A4E 315-AA05 -01	"V"	92.0
A4E 315-AA05 -02	"A"	92.0



## With full round nozzle

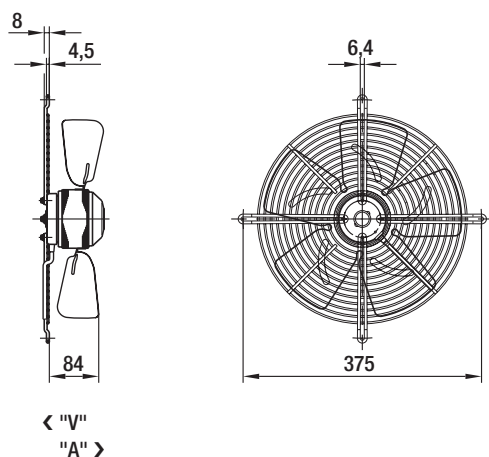


## Type

W4D 315-CC20 -01	"V"
W4D 315-CC20 -02	"A"
W4E 315-CA05 -01	"V"
W4E 315-CA05 -02	"A"



## With guard grille for full nozzle



## Type

S4D 315-BC20 -01	"V"
S4D 315-BC20 -02	"A"
S4E 315-BA05 -01	"V"
S4E 315-BA05 -02	"A"





# AC axial fans

A series, Ø 350



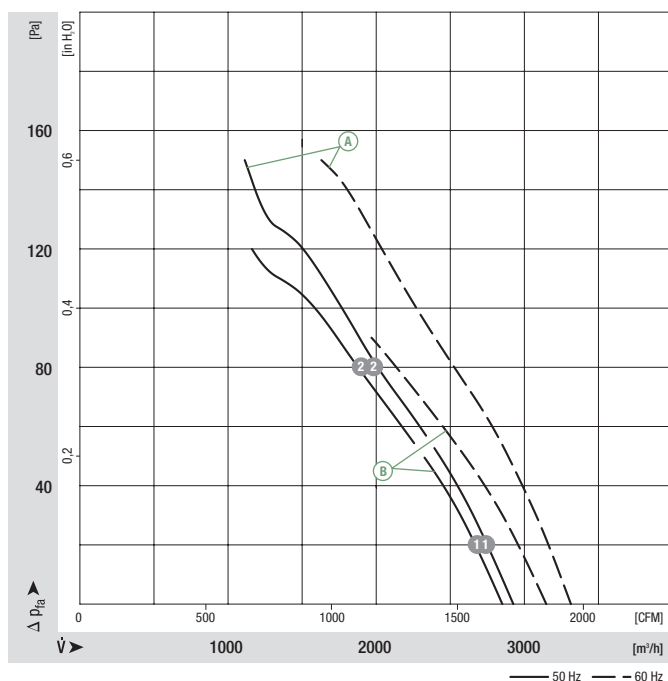
- **Material:** Guard grille: Steel, phosphated and coated in black plastic  
Wall ring: Sheet steel, pre-galvanised and coated in black plastic  
Blades: Sheet steel, coated in black  
Rotor: Coated in black
- **Number of blades:** 5
- **Direction of rotation:** Direction of air flow "V" counter-clockwise, direction of air flow "A" clockwise, seen on rotor
- **Type of protection:** IP 44
- **Insulation class:** "B"
- **Mounting position:** Shaft horizontal or rotor on bottom; rotor on top on request
- **Condensate discharges:** Rotor-side
- **Mode of operation:** Continuous operation (S1)
- **Bearings:** Maintenance-free ball bearings

Nominal data		Curve	Nominal voltage	Frequency	Air flow	Speed/rpm	Power input	Current draw	Capacitor	Sound pressure level	Max. operative range	Perm. amb. temp.	Mass without attachments	Electr. connection
Type	Motor	VAC	Hz	m³/h	rpm	W	A	µF/VDB	dB(A)	Pa	°C	kg	p. 416 f.	
*4D 350 <sup>(1)</sup>	M4D 068-EC	Ⓐ 3~ 230/400	50	2900	1420	145	0.68/0.39	—	69	150	-25 to +45	3.1	C1)/C2)	
		Ⓐ 3~ 230/400	60	3300	1620	190	0.62/0.36	—	72	150	-25 to +40			
*4E 350	M4E 068-EC	Ⓑ 1~ 230	50	2850	1390	140	0.62	5.0/400	68	120	-25 to +60	3.1	A1)	
		Ⓑ 1~ 230	60	3190	1550	195	0.86	5.0/400	70	90	-25 to +40			

subject to alterations

(1) 230 VAC Δ / 400 VAC Y

## Curves



	n [rpm]	P <sub>1</sub> [W]	I [A]
Ⓐ 1	1405	154	0.39
Ⓐ 2	1390	169	0.40
Ⓑ 1	1375	147	0.65
Ⓑ 2	1345	161	0.71

- **Motor protection:** Ⓐ Without TOP, Ⓑ TOP wired internally
- **Cable exit:** Lateral
- **Protection class:** I
- **Product conforming to standards:** EN 60335-1, Ⓑ also CE

Direction of air flow



< "V"/"A" >



< "V"/"A" >



< "V"/"A" >

Without attachments

With full round nozzle

With guard grille for full nozzle

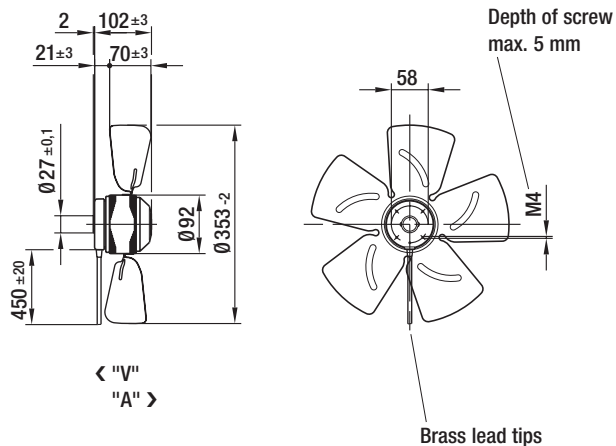
"V"	A4D 350-AA06 -01	W4D 350-CA06 -01	S4D 350-BA06 -01
"A"	A4D 350-AA06 -02	W4D 350-CA06 -02	S4D 350-BA06 -02
"V"	A4E 350-AA06 -01	W4E 350-CA06 -01	S4E 350-BA06 -01
"A"	A4E 350-AA06 -02	W4E 350-CA06 -02	S4E 350-BA06 -02

# AC axial fans

A series, Ø 350, drawings of directions of air flow "V" and "A"



## Without attachments

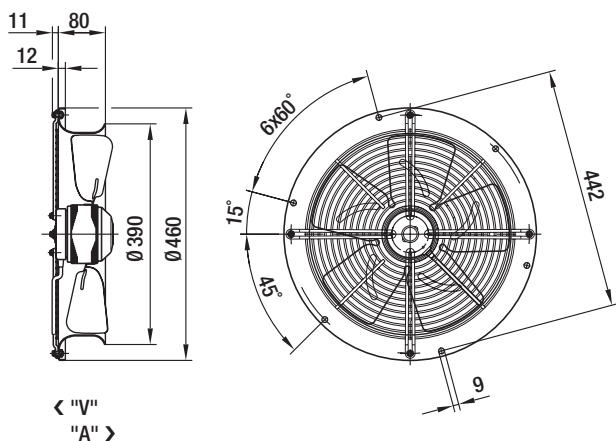


## Type

A4D 350-AA06 -01	"V"
A4D 350-AA06 -02	"A"
A4E 350-AA06 -01	"V"
A4E 350-AA06 -02	"A"



## With full round nozzle

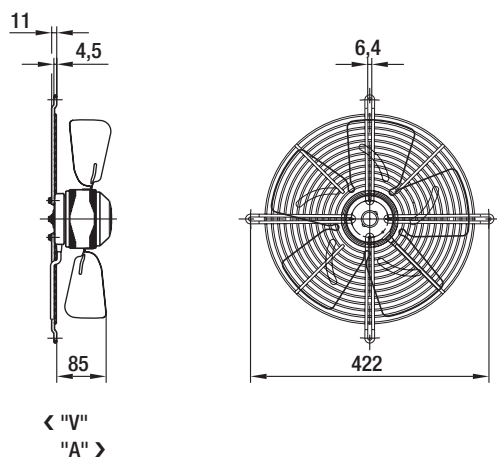


## Type

W4D 350-CA06 -01	"V"
W4D 350-CA06 -02	"A"
W4E 350-CA06 -01	"V"
W4E 350-CA06 -02	"A"



## With guard grille for full nozzle



## Type

S4D 350-BA06 -01	"V"
S4D 350-BA06 -02	"A"
S4E 350-BA06 -01	"V"
S4E 350-BA06 -02	"A"





# Mouser Electronics

Authorized Distributor

Click to View Pricing, Inventory, Delivery & Lifecycle Information:

[ebm-papst:](#)

[S2D300-BD02-01](#)

Компания «Life Electronics» занимается поставками электронных компонентов импортного и отечественного производства от производителей и со складов крупных дистрибьюторов Европы, Америки и Азии.

С конца 2013 года компания активно расширяет линейку поставок компонентов по направлению коаксиальный кабель, кварцевые генераторы и конденсаторы (керамические, пленочные, электролитические), за счёт заключения дистрибьюторских договоров

Мы предлагаем:

- Конкурентоспособные цены и скидки постоянным клиентам.
- Специальные условия для постоянных клиентов.
- Подбор аналогов.
- Поставку компонентов в любых объемах, удовлетворяющих вашим потребностям.
- Приемлемые сроки поставки, возможна ускоренная поставка.
- Доставку товара в любую точку России и стран СНГ.
- Комплексную поставку.
- Работу по проектам и поставку образцов.
- Формирование склада под заказчика.
- Сертификаты соответствия на поставляемую продукцию (по желанию клиента).
- Тестирование поставляемой продукции.
- Поставку компонентов, требующих военную и космическую приемку.
- Входной контроль качества.
- Наличие сертификата ISO.

В составе нашей компании организован Конструкторский отдел, призванный помогать разработчикам, и инженерам.

Конструкторский отдел помогает осуществить:

- Регистрацию проекта у производителя компонентов.
- Техническую поддержку проекта.
- Защиту от снятия компонента с производства.
- Оценку стоимости проекта по компонентам.
- Изготовление тестовой платы монтаж и пусконаладочные работы.



Тел: +7 (812) 336 43 04 (многоканальный)

Email: [org@lifeelectronics.ru](mailto:org@lifeelectronics.ru)