


ABC350 Series

Low Profile Open Frame Power Supplies

The ABC350 Series of open frame power supplies feature a wide universal AC input range of 90 – 264 VAC, offering 350 W of output power in a compact 3 x 5 x 1 inch footprint, with a variety of isolated single output voltages.

The high efficiency and high power density of the ABC family ensures minimal power loss in end-use equipment, thereby facilitating higher reliability, easier thermal management and meets regulatory approvals for environmentally-friendly end products.

These power supplies are ideal for telecom, datacom, industrial equipment and other applications.



Key Features & Benefits

- 3 x 5 x 1 Inch Form Factor
- 350 W with Forced Air Cooling & 200 W with Convection Cooling
- Efficiencies up to 94%
- -40 to 70°C Operating Temperature
- 12 V / 0.5 A Fan Output, Thermal Shut-Down Feature
- 2.56 Million Hours, Telcordia -SR332-Issue 3 MTBF
- Standby Power < 0.5 W
- Approved to EN60950-1
- RoHS Compliant

Applications

- Instrumentation
- Lighting
- Industrial Applications
- Applied Computing
- Renewable Energy
- Test and Measurement
- Automation Control
- Wireless Communication



bel POWER
SOLUTIONS &
PROTECTION

a bel group

belpowersolutions.com

1. MODEL SELECTION

MODEL NUMBER	DESCRIPTION	VOLTAGE	MAX. LOAD (CONVECTION)	MAX. LOAD (375 LFM)	MIN. LOAD	RIPPLE & NOISE ¹
ABC350-1T12L	Screw Terminal	12 V	15 A	25 A	0.0 A	1%
ABC350-1012L	Molex Connector			18.75 A		
ABC350-1T15L	Screw Terminal	15 V	12 A	21.67 A	0.0 A	1%
ABC350-1015L	Molex Connector			18. A		
ABC350-1T24L	Screw Terminal	24 V	8.33 A	14.60 A	0.0 A	1%
ABC350-1024L	Molex Connector					
ABC350-1T30L	Screw Terminal	30 V	6.67 A	11.67 A	0.0 A	1%
ABC350-1030L	Molex Connector					
ABC350-1T48L	Screw Terminal	48 V	4.17 A	7.30 A	0.0 A	1%
ABC350-1048L	Molex Connector					
ABC350-1T58L	Screw Terminal	58 V	3.45 A	6.04 A	0.0 A	1%
ABC350-1058L	Molex Connector					
COVER-350-XBC	metal cover kit accessory					

NOTES:

1. Ripple is peak to peak with 20 MHz bandwidth and 10 μ F (Tantalum capacitor) in parallel with a 0.1 μ F capacitor at rated line voltage and load ranges.
2. Combined output power of main output, fan supply shall not exceed max. power rating.
3. Fan supply output voltage tolerance including set point accuracy, line and load regulation is +/-10% and ripple and noise is less than 10%.
4. Thermal shutdown feature: The power supply goes in hiccup mode when the temperature of PCB exceeds 110 °C (+/-10 °C).
5. Output ripple can be more than 10% of the output voltage.

2. INPUT SPECIFICATIONS

Specifications are for nominal input voltage, 25°C unless otherwise stated.

PARAMETER	DESCRIPTION / CONDITION	SPECIFICATION
Input Voltage	Universal (Derate from 100% at 100 VAC to 90% at 90 VAC)	90-264 VAC / 390 VDC
Input Frequency		47 - 63 Hz
Input Current	115 VAC: 230 VAC:	3.6 A max. 1.8 A max.
No Load Power	Typical	>0.5 W
Inrush Current	115 VAC: 230 VAC: 264 VAC:	25 A 45 A 75 A
Leakage Current	Typical	300 μ A
Power Factor	Full Load	>0.95
Switching Frequency	PFC: PWM:	70 - 130 KHz 50 - 80 KHz

3. OUTPUT SPECIFICATIONS

PARAMETER	DESCRIPTION / CONDITION	SPECIFICATION
Output Power	With 375 LFM:	350 W
	Convection:	200 W
Efficiency	48 V, 58 V:	94%
	24 V, 30 V:	93%
	12 V, 15 V:	92%
Hold-up Time	Full Load:	8 ms typical
	Convection Load:	14 ms typical
Line Regulation		+/-0.5%
Load Regulation		+/-1%
Transient Response	50-100% step load change, at 0.1A/uS slew rate, 50% duty cycle, 50 Hz = 5% ,	recovery time < 5 ms
Voltage Adjustment		+/-3%
Rise Time	Typical	55 ms
Set Point Tolerance		+/-1%
Over Current Protection	Hiccup mode / Auto Recovery	>110%
Over Voltage Protection	Hiccup mode / Auto Recovery	110 to 140%
Short Circuit Protection	Hiccup mode / Auto Recovery	

4. ENVIRONMENTAL SPECIFICATIONS

PARAMETER	DESCRIPTION / CONDITION	SPECIFICATION
Operating Temperature	Startup guaranteed, with spec deviation, see Fig. 1	-40 to +70°C
		-40 to 0°C
Storage Temperature		-40 to 85° C
Cooling	With 375 LFM forced air cooling at 100 to 264 VAC:	350 W
	With natural convection cooling at 100 to 264 VAC:	200 W
Altitude	Operating:	16,000 ft.
	Non-operating:	40,000 ft.
Humidity	Non Condensing	5% to 95%
Reliability	MTBF according to Telcordia - SR332-Issue 3	2.56 million hours

5. EMC SPECIFICATIONS

PARAMETER	DESCRIPTION / CONDITION	SPECIFICATION
Conducted Emissions	EN55022-B, CISPR22-B, FCC PART15 – B	
Static Discharge	EN61000-4-2:	Level-3
RF Field Susceptibility	EN61000-4-3:	Level-3
Fast Transients/Bursts	EN61000-4-4:	Level-3
Radiated Emissions	Radiated:	Level A
	Radiated with external core: (King core K5B RC 25x12x15-M in input cable with 5 Turns)	Level B
Surge Susceptibility	EN61000-4-5:	Level-3
Harmonic Current	EN61000-3-2:	Class D
AC Flicker	EN61000-3-3:	Pass



Asia-Pacific
+86 755 298 85888

Europe, Middle East
+353 61 225 977

North America
+1 408 785 5200

6. SAFETY SPECIFICATIONS

PARAMETER	DESCRIPTION / CONDITION	SPECIFICATION
Isolation Voltage	Input to Output: for ITE application Input to GND:	3000 VAC 1500 VAC
Safety Standards	Approved to the latest edition of the following standards: CSA/UL60950-1, EN60950-1 and IEC60950-1, Class1 SELV	
Agency Approvals	Nemko, UL, C-UL	
CE mark	Complies with LVD Directive	

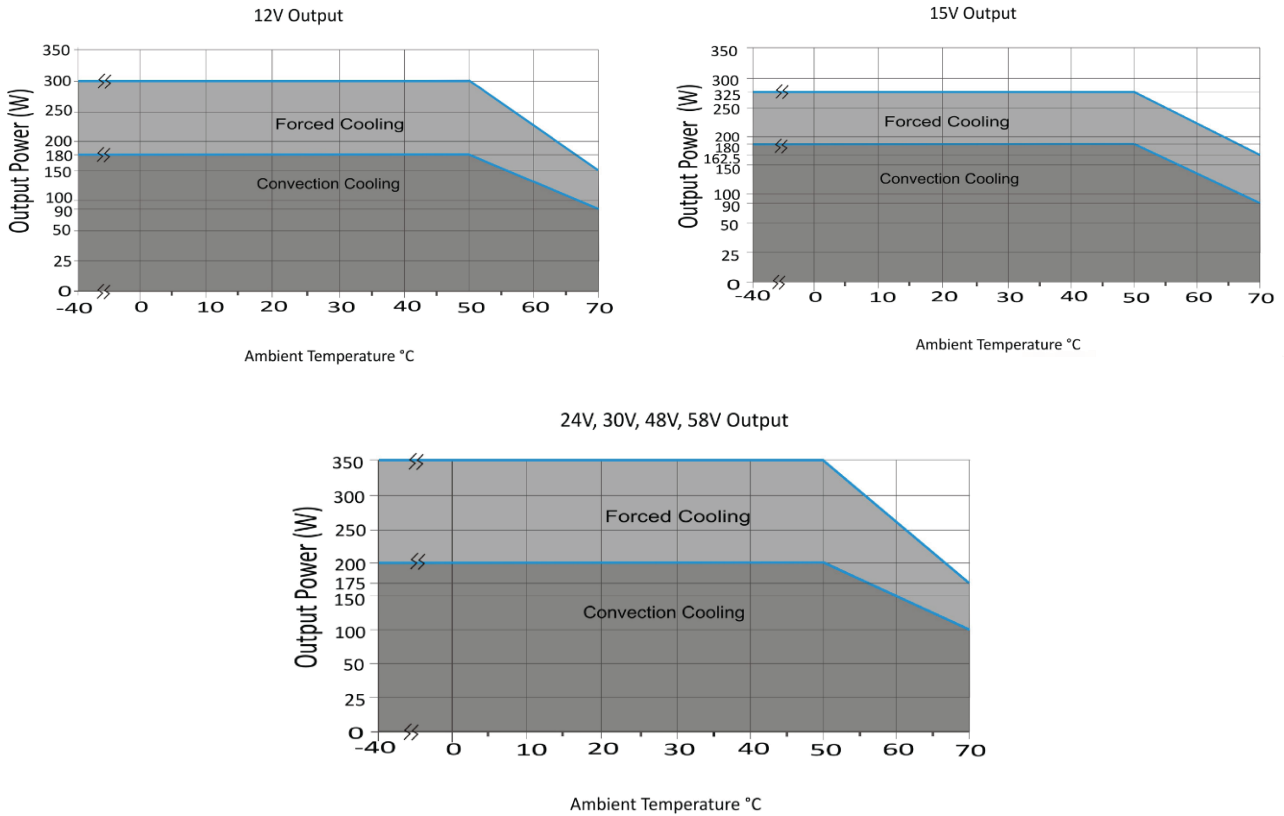


Figure 1. Derating Curves

7. CONNECTOR & PIN DESCRIPTION

CONNECTOR	PIN	DESCRIPTION / CONDITION	MANUFACTURER / PN
AC Input Connector	J1	Pin 1 AC Line Pin 2 Not Fitted Pin 3 AC Neutral	Molex: 26-60-4030 Mating: 09-50-3031; Pins: 08-50-0106
DC Output Connector	J2	Screw Terminal (Option 1) Pin 1 V1 +VE Pin 2 V1 - VE	6-32 inches Screw Pan HD Mating: 16 AWG wire crimped to Ring Tongue Terminal AMP: 8-31886-1
		Molex Connector (Option 2) Pin 1,2,3,4 V1 +VE Pin 5,6,7,8 V1 - VE	Molex: 26-60-4080 Mating: 09-50-3081; Pins: 08-50-0106
Aux (Fan) Output	J3	Pin 1 FAN +VE Pin 2 FAN -VE	AMP :640456-2 Mating: 640440-2
Earth	J4		Molex: 19705-4301 Mating: 19003-0001

8. MECHANICAL SPECIFICATIONS

PARAMETER	DESCRIPTION / CONDITION
Weight	300 g
Dimensions	76.2 x 127.0 x 25.4 mm (3 x 5 x 1 inch)

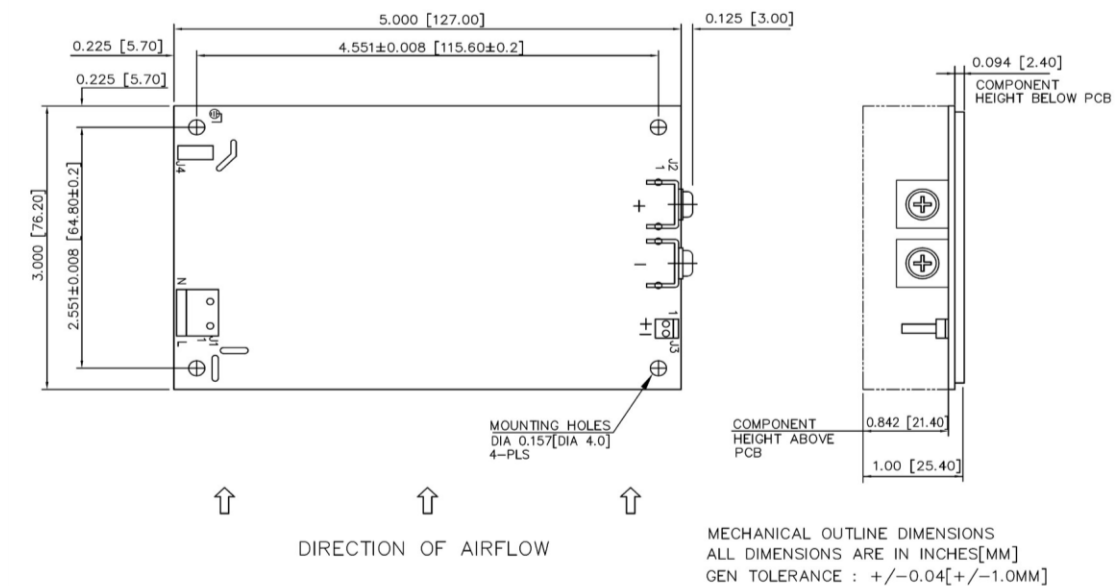


Figure 2. Mechanical Drawing - Screw Terminal (Option 1)

Компания «Life Electronics» занимается поставками электронных компонентов импортного и отечественного производства от производителей и со складов крупных дистрибьюторов Европы, Америки и Азии.

С конца 2013 года компания активно расширяет линейку поставок компонентов по направлению коаксиальный кабель, кварцевые генераторы и конденсаторы (керамические, пленочные, электролитические), за счёт заключения дистрибьюторских договоров

Мы предлагаем:

- Конкурентоспособные цены и скидки постоянным клиентам.
- Специальные условия для постоянных клиентов.
- Подбор аналогов.
- Поставку компонентов в любых объемах, удовлетворяющих вашим потребностям.
- Приемлемые сроки поставки, возможна ускоренная поставка.
- Доставку товара в любую точку России и стран СНГ.
- Комплексную поставку.
- Работу по проектам и поставку образцов.
- Формирование склада под заказчика.
- Сертификаты соответствия на поставляемую продукцию (по желанию клиента).
- Тестирование поставляемой продукции.
- Поставку компонентов, требующих военную и космическую приемку.
- Входной контроль качества.
- Наличие сертификата ISO.

В составе нашей компании организован Конструкторский отдел, призванный помогать разработчикам, и инженерам.

Конструкторский отдел помогает осуществить:

- Регистрацию проекта у производителя компонентов.
- Техническую поддержку проекта.
- Защиту от снятия компонента с производства.
- Оценку стоимости проекта по компонентам.
- Изготовление тестовой платы монтаж и пусконаладочные работы.



Тел: +7 (812) 336 43 04 (многоканальный)

Email: org@lifeelectronics.ru

www.lifeelectronics.ru