


# 3M™ Round Conductor Flat Cable

.100" 24 AWG Stranded, PVC

8125 Series



- Designed for power applications requiring higher current carrying capability
- 24 AWG tinned stranded copper wire provides flexibility and extended product life
- Individually insulated conductors are laminated to a PVC backing which can be zipped apart for branching or discrete terminations
- RoHS Compliant. See the Regulatory Information Appendix (RIA) in the "RoHS Compliance" section of [www.3Mconnectors.com](http://www.3Mconnectors.com) for compliance information (RIA E1 and C1 apply).

Date Modified: September 26, 2013

TS-0259-C  
Sheet 1 of 2

## Physical

### Insulation:

Material: Polyvinyl Chloride (PVC)

Color: Dark Gray Wires

**Marking Standard:** None

Canadian Option:  AWM 20462 105C 300V VW1 3M NU C  AWM IA 80C 150V FT1 EU <50V

**Conductors:** 24 AWG 7 × 32 [ 7 × 0.203 ] Tinned Stranded Copper

## Electrical

**Voltage Rating:** USA: 300V                      Canada: 150V                      EU: <50V

**Insulation Resistance:**  $> 1 \times 10^{10} \Omega/10 \text{ ft.}$  [ 3 m ]

**Characteristic Impedance:** Unbalanced: 136  $\Omega$

**Capacitance:** Unbalanced: 9.6 pF/ft [ 31.5 pF/m ]

**Inductance:** Unbalanced: 0.18  $\mu\text{H}/\text{ft}$  [ 0.59  $\mu\text{H}/\text{m}$  ]

**Propagation Delay:** Unbalanced: 1.30 ns/ft [ 4.27 ns/m ]

**Velocity of Propagation:** Unbalanced: 78%

Note: Unbalanced is measured between ground-signal-ground conductors.

## Environmental

**Temperature Rating:** -20°C to +105°C                      Canada: -20°C to +80°C

**Flammability Rating:** USA: VW-1                      Canada: FT1

UL File No.: E42769, Style No: 20462

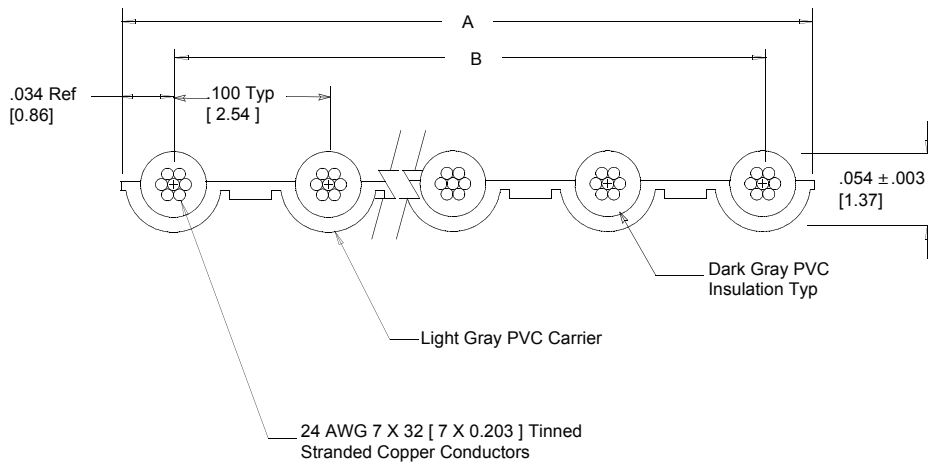
# 3M™ Round Conductor Flat Cable

.100" 24 AWG Stranded, PVC

8125 Series



Number of Conductors	3M Part Number	Dimension A	Dimension B
06	8125/06	0.568 ± .010 [ 14.43 ]	0.500 ± .007 [ 12.70 ]
08	8125/08	0.768 ± .010 [ 19.51 ]	0.700 ± .007 [ 17.78 ]
10	8125/10	0.968 ± .010 [ 24.59 ]	0.900 ± .007 [ 22.86 ]
12	8125/12	1.168 ± .015 [ 29.67 ]	1.100 ± .011 [ 27.94 ]
13	8125/13	1.268 ± .015 [32.21]	1.300 ± .011 [33.02]
14	8125/14	1.368 ± .015 [ 34.65 ]	1.300 ± .011 [ 33.02 ]
15	8125/15	1.468 ± .015 [ 37.29 ]	1.400 ± .011 [ 35.56 ]
17	8125/17	1.668 ± .015 [ 42.37 ]	1.600 ± .011 [ 40.64 ]
20	8125/20	1.968 ± .015 [ 49.99 ]	1.900 ± .011 [ 48.26 ]



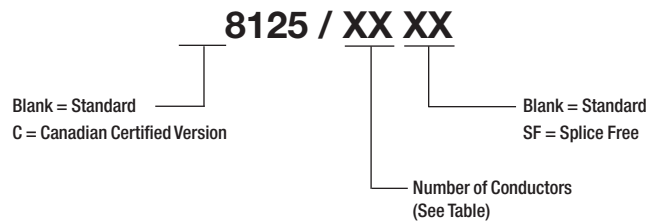
Inch  
[mm]

Tolerance Unless Noted			
	.0	.00	.000
Inch	±.1	±.01	±.005

[ ] Dimensions for Reference Only

Note: Red marking on one edge of cable designates wire #1.

## Ordering Information



Note: Available in standard 100 ft rolls. Contact 3M for availability of additional conductor counts and/or custom roll lengths.

TS-0259-C  
Sheet 2 of 2

3M is a trademark of 3M Company.

### **Important Notice**

All statements, technical information, and recommendations related to 3M's products are based on information believed to be reliable, but the accuracy or completeness is not guaranteed. Before using this product, you must evaluate it and determine if it is suitable for your intended application. You assume all risks and liability associated with such use. Any statements related to the product which are not contained in 3M's current publications, or any contrary statements contained on your purchase order shall have no force or effect unless expressly agreed upon, in writing, by an authorized officer of 3M.

### **Warranty; Limited Remedy; Limited Liability.**

This product will be free from defects in material and manufacture for a period of one (1) year from the time of purchase. **3M MAKES NO OTHER WARRANTIES INCLUDING, BUT NOT LIMITED TO, ANY IMPLIED WARRANTY OF MERCHANTABILITY OR FITNESS FOR A PARTICULAR PURPOSE.** If this product is defective within the warranty period stated above, your exclusive remedy shall be, at 3M's option, to replace or repair the 3M product or refund the purchase price of the 3M product. **Except where prohibited by law, 3M will not be liable for any indirect, special, incidental or consequential loss or damage arising from this 3M product, regardless of the legal theory asserted.**



### **3M Electronics Solutions Division**

6801 River Place Blvd.  
Austin, TX 78726-9000  
U.S.A.  
1-800-225-5373  
[www.3Mconnectors.com](http://www.3Mconnectors.com)

Please recycle. Printed in USA.  
© 3M 2013. All rights reserved.  
RIA-2217B-E

Компания «Life Electronics» занимается поставками электронных компонентов импортного и отечественного производства от производителей и со складов крупных дистрибьюторов Европы, Америки и Азии.

С конца 2013 года компания активно расширяет линейку поставок компонентов по направлению коаксиальный кабель, кварцевые генераторы и конденсаторы (керамические, пленочные, электролитические), за счёт заключения дистрибьюторских договоров

Мы предлагаем:

- Конкурентоспособные цены и скидки постоянным клиентам.
- Специальные условия для постоянных клиентов.
- Подбор аналогов.
- Поставку компонентов в любых объемах, удовлетворяющих вашим потребностям.
- Приемлемые сроки поставки, возможна ускоренная поставка.
- Доставку товара в любую точку России и стран СНГ.
- Комплексную поставку.
- Работу по проектам и поставку образцов.
- Формирование склада под заказчика.
- Сертификаты соответствия на поставляемую продукцию (по желанию клиента).
- Тестирование поставляемой продукции.
- Поставку компонентов, требующих военную и космическую приемку.
- Входной контроль качества.
- Наличие сертификата ISO.

В составе нашей компании организован Конструкторский отдел, призванный помогать разработчикам, и инженерам.

Конструкторский отдел помогает осуществить:

- Регистрацию проекта у производителя компонентов.
- Техническую поддержку проекта.
- Защиту от снятия компонента с производства.
- Оценку стоимости проекта по компонентам.
- Изготовление тестовой платы монтаж и пусконаладочные работы.



Тел: +7 (812) 336 43 04 (многоканальный)

Email: [org@lifeelectronics.ru](mailto:org@lifeelectronics.ru)