

Amphenol® LTW®

Amphenol® LTW®



Head Office (Taiwan):
Amphenol LTW Technology Co., Ltd.
9F, No.657-12, Jungjeng Road, Shinjuang City,
Taipei County 242, Taiwan
Tel : +886-2-2908-5626
Fax: +886-2-2902-9787-88
e-mail: sales@ltw-tech.com

Branch Office (China):
Amphenol Zhengri Electronic (Kunshan) Co., Ltd.
No. 62 Da Tung Road, Peng Lang Street, Kunshan City,
Jiangsu Province 215333, China
Tel : +86-512-5761-0501-2
Fax: +86-512-5761-0515
Sales Contact: (East China) +86-512-5761-0512
(South China) +86-755-2823-2407
137-1383-4316

Distributed by :

Amphenol® LTW®

Waterproof Connector Solutions

Amphenol® LTW® Innovation in Waterproof Solution



Complete Range of Waterproof Connectors & Cable Assembly

www.amphenolltw.com

Amphenol LTW reserves the right to improve, enhance and modify the design specifications and construction of Amphenol LTW products without prior notification. For additional product and technical information, please contact us.

Copyright by Amphenol LTW in Taiwan 05/2010

XXX - XX X X X X - X X X XXX

Numbe of Contacts

- 03, 04, 06, 07..... Pin

Style

- A – For Cable with S/R
- B – For Cable without S/R
- P – For Panel Front Mounting
- R – For Panel Rear Mounting

Connector Style

- M – Male Connector
- F – Female Connector

Specification

- PWE – Power Connector Current Rating 8A
- PWF – Power Connector Current Rating 12A
- PWC – Power Connector Current Rating 20A
- PWH – Power Connector Current Rating 25A
- PWBU – Power Connector Current Rating 10A+2A
- PWCU – Power Connector Current Rating 20A+2A
- PWG – Power Connector Current Rating 16A

Contact Type

- M – Male
- F – Female
- C – Combo

Mating Style

- L – Lock
- S – Screw
- Q – Quick

Waterproof Rating

- 6 = IP 66
- 7 = IP 67
- 8 = IP 68

Back Shell

- L – Straight (180° For Cable Type)
- R – Right Angle (90° For Cable Type)
- C – Circular (For Panel Type)
- S – Square (For Panel Type)

Version

- 000 : Phantom
- Without Cable 001, 002,.....
- For Cable A01 - 1M ~ A99 - 99M
 - A – UL2464 Cable
 - B – Power Cable

Assembly Style

- M – Molding Type
- A – Assembly Type
- S – Solder Type
- P – 180° PCB Type
- R – 90° PCB Type
- B – Screw in Type

SPECIFICATIONS

No.	Specifications	Standard Value
01. Identifications		Power Connector
02. Description		Panel Mount, Molded with Cable and Field Installable
03. Current Rating / Pin Arrangements		8A : 5 to 7 12A : 2 to 4 16A : 3+PE (Screw in Type Termination) 20A : 3
04. Material		Contacts: Copper Alloy, Gold Plated 16A Available in Gold, Silver and Tin Plating Connector Body: Nylon + GF UL Recognized
05. Temperature Range		Cable: -20°C to +80°C Connector Body: -40°C to +105°C
06. Waterproof Rating		IP67
07. Contact Resistance		5mΩ
08. Insulation Resistance		≥100MΩ at DC 250V
09. Durability		500 Times
10. Breakdown Voltage		≥AC 1000V / 1 Minute
11. Standard Cable Length (for Molded Cable)		1–99M (Standard Cable: UL2464 PVC Jacket or Power Cable)
12. Field Installable		All Solder Contacts Unless And Otherwise Indicated

CONTACT PIN ARRANGEMENT


<p>8A Current Size is between C and D size</p>
<p>12A Current Size is between C and D size</p>
<p>16A Current Size is between C and D size</p>
<p>20A Current C size</p>
<p>20A+2A Current Size is over E size</p>
<p>25A Current C size</p>
<p>○ 2A ● 8A ○ 12A ○ 16A ○ 20A ○ 25A</p> <p>○ Female Connector Female Pin ○ Male Connector Male Pin</p> <p>○ Female Connector Male Pin ○ Male Connector Female Pin</p>


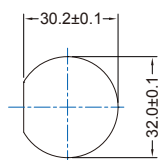
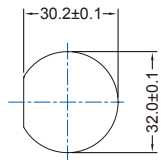
Panel (Chassis) Mount		Mating Parts		Accessories
CONNECTOR	P/N	CONNECTOR	P/N	
<p>LTWPWE-△PMMS-SC7001</p> <p>FEATURES:</p> <ul style="list-style-type: none"> • Male Connector • Front Mounting • IP 67 • Solder Contacts • △ 8A: 5 to 7 Pins • UL Approved <p>PANEL CUT-OUT</p>		<p>LTWPWE-△AFFM-SL7AX</p> <p>FEATURES:</p> <ul style="list-style-type: none"> • Female Connector • In-line Molded Type (Cable to Cable or Cable to Field Installable) • With SR • IP 67 • △ 8A: 5 to 7 Pins 		
		<p>LTWPWE-△BFFA-SL7001</p> <p>FEATURES:</p> <ul style="list-style-type: none"> • Female Connector • Solder Contacts • In-line Field Installable (Field Installable to Field Installable or Cable to Field Installable) • Without SR • IP 67 • △ 8A: 5 to 7 Pins • UL Approved 		
<p>LTWPWE-△PFFS-SC7001</p> <p>FEATURES:</p> <ul style="list-style-type: none"> • Female Connector • Front Mounting • IP 67 • Solder Contacts • △ 8A: 5 to 7 Pins • UL Approved <p>PANEL CUT-OUT</p>		<p>LTWPWE-△AMMM-SL7AX</p> <p>FEATURES:</p> <ul style="list-style-type: none"> • Male Connector • In-line Molded Type (Cable to Cable or Cable to Field Installable) • With SR • IP 67 • △ 8A: 5 to 7 Pins 		
		<p>LTWPWE-△BMMA-SL7001</p> <p>FEATURES:</p> <ul style="list-style-type: none"> • Male Connector • Solder Contacts • In-line Field Installable (Field Installable to Field Installable or Cable to Field Installable) • Without Cable • IP 67 • △ 8A: 5 to 7 Pins • UL Approved 		

Panel (Chassis) Mount		Mating Parts		Accessories
CONNECTOR	P/N	CONNECTOR	P/N	
 <p>PANEL CUT-OUT</p> 	<p>LTWPWF-PMMS-SC7001</p> <p>FEATURES:</p> <ul style="list-style-type: none"> • Male Connector • Front Mounting • IP 67 • Solder Contacts • 12A: 2 to 4 Pins • UL Approved 	 <p>LTWPWF-AFFM-SL7AX</p> <p>FEATURES:</p> <ul style="list-style-type: none"> • Female Connector • In-line Molded Type (Cable to Cable or Cable to Field Installable) • With SR • IP 67 • 12A: 2 to 4 Pins 		
		 <p>LTWPWF-BFFA-SL7001</p> <p>FEATURES:</p> <ul style="list-style-type: none"> • Female Connector • Solder Contacts • In-line Field Installable (Field Installable to Field Installable or Cable to Field Installable) • Without SR • IP 67 • 12A: 2 to 4 Pins 		
 <p>PANEL CUT-OUT</p> 	<p>LTWPWF-PFFS-SC7001</p> <p>FEATURES:</p> <ul style="list-style-type: none"> • Female Connector • Front Mounting • IP 67 • Solder Contacts • 12A: 2 to 4 Pins • UL Approved 	 <p>LTWPWF-AMMM-SL7AX</p> <p>FEATURES:</p> <ul style="list-style-type: none"> • Male Connector • In-line Molded Type (Cable to Cable or Cable to Field Installable) • With SR • IP 67 • 12A: 2 to 4 Pins 		
		 <p>LTWPWF-BMMA-SL7001</p> <p>FEATURES:</p> <ul style="list-style-type: none"> • Male Connector • Solder Contacts • In-line Field Installable (Field Installable to Field Installable or Cable to Field Installable) • Without Cable • IP 67 • 12A: 2 to 4 Pins 		

Panel (Chassis) Mount		Mating Parts		Accessories
CONNECTOR	P/N	CONNECTOR	P/N	
 <p>PANEL CUT-OUT</p> 	<p>LTWPWG-04PFFB-SC</p> <p>FEATURES:</p> <ul style="list-style-type: none"> • Male Connector, Screw Type Lock • Panel Type, Nylon + GF Material • IP 67 • Male Pins 16A (3+PE) 	 <p>LTWPWG-04BMMB-SL</p> <p>FEATURES:</p> <ul style="list-style-type: none"> • Male Connector, Screw Type Lock • Straight Assembly Type, Nylon + GF Material • IP 67 • Male Pins 16A (3+PE) 		
		 <p>LTWPWG-04BMMB-SR</p> <p>FEATURES:</p> <ul style="list-style-type: none"> • Male Connector, Screw Type Lock • Right Angle Assembly Type, Nylon + GF Material • IP 67 • Male Pins 16A (3+PE) 		
 <p>PANEL CUT-OUT</p> 	<p>LTWPWG-04PMMB-SC</p> <p>FEATURES:</p> <ul style="list-style-type: none"> • Female Connector, Screw Type Lock • Panel Type, Nylon + GF Material • IP 67 • Female Pins 16A (3+PE) 	 <p>LTWPWG-04BMMB-SL</p> <p>FEATURES:</p> <ul style="list-style-type: none"> • Female Connector, Screw Type Lock • Straight Assembly Type, Nylon + GF Material • IP 67 • Female Pins 16A (3+PE) 		
		 <p>LTWPWG-04BMMB-SR</p> <p>FEATURES:</p> <ul style="list-style-type: none"> • Female Connector, Screw Type Lock • Right Angle Assembly Type, Nylon + GF Material • IP 67 • Female Pins 16A (3+PE) 		

Panel (Chassis) Mount		Mating Parts		Accessories
CONNECTOR	P/N	CONNECTOR	P/N	
 <p>PANEL CUT-OUT</p> 	LTWPWC-03RMMS-LC7001 LTWPWC-03RMMS-LC7002 <p>FEATURES:</p> <ul style="list-style-type: none"> • Panel Male Connector, Lock Type • Rear Mounting • IP 67 • 20A (2+PE) • Solder Type, Male Contacts • UL and TUV Approved: LTWPWC-03RMMS-LC7002 	 <p>LTWPWC-03AFFM-LL7AXX</p> <p>FEATURES:</p> <ul style="list-style-type: none"> • Female Connector • In-line Molded Type • With SR • 20A (2+PE) Female Contacts • IP 67 		
		 <p>LTWPWC-03BFFA-LL7001</p> <p>FEATURES:</p> <ul style="list-style-type: none"> • Female Connector • Field Installable • 20A (2+PE) Female Contacts • IP 67 		
 <p>PANEL CUT-OUT</p> 	LTWPWC-03RMFS-LC7001 LTWPWC-03RMFS-LC7002 <p>FEATURES:</p> <ul style="list-style-type: none"> • Panel Male Connector, Lock Type • Rear Mounting • IP 67 • 20A (2+PE) • Solder Type, Female Contacts • UL and TUV Approved: LTWPWC-03RMFS-LC7002 	 <p>LTWPWC-03AFMM-LL7AXX</p> <p>FEATURES:</p> <ul style="list-style-type: none"> • Female Connector • In-line Molded Type • With SR • 20A (2+PE) Male Contacts • IP 67 		
		 <p>LTWPWC-03BFMA-LL7001</p> <p>FEATURES:</p> <ul style="list-style-type: none"> • Female Connector • Field Installable • 20A (2+PE) Male Contacts • IP 67 		

Panel (Chassis) Mount		Mating Parts		Accessories
CONNECTOR	P/N	CONNECTOR	P/N	
 <p>PANEL CUT-OUT</p> 	LTWPWCU-04RMMS-LC7001 LTWPWCU-04RMMS-LC7002 <p>FEATURES:</p> <ul style="list-style-type: none"> • Panel Male Connector, Lock Type • Rear Mounting • IP 67 • 20A*3+2A Male Contacts • Solder Type • UL and TUV Approved: LTWPWU-03RMMS-LC7002 	 <p>LTWPWCU-04AFFM-LL7AXX</p> <p>FEATURES:</p> <ul style="list-style-type: none"> • Female Connector • In-line Molded Type • With SR • 20A*3+2A Female Contacts • IP 67 		
		 <p>LTWPWCU-04AFMM-LL7AXX</p> <p>FEATURES:</p> <ul style="list-style-type: none"> • Female Connector • Male Contact • In-line Molded Type • With SR • 20A*3+2A Male Contacts • IP 67 		
 <p>PANEL CUT-OUT</p> 	LTWPWCU-04RMFS-LC7001 LTWPWCU-04RMFS-LC7002 <p>FEATURES:</p> <ul style="list-style-type: none"> • Panel Male Connector, Lock Type • Rear Mounting • IP 67 • 20A*3+2A Female Contacts • Solder Type • UL and TUV Approved: LTWPWU-03RMFS-LC7002 			

Male Connector		Mating Parts		Accessories
CONNECTOR	P/N	CONNECTOR	P/N	
 <p>PANEL CUT-OUT</p> 	<p>LTWPWH-03PMMB-SC7001</p> <p>FEATURES:</p> <ul style="list-style-type: none"> • Panel Male Connector • Screw Type • Front Mounting • 25A (2+PE) • IP 67 • Screw in Type Male Contacts 		<p>LTWPWH-03AFFM-SL7AXX</p> <p>FEATURES:</p> <ul style="list-style-type: none"> • Female Connector • Screw Type with SR • Molded with Cable • 25A (2+PE) Female Pins • IP 67 	
 <p>PANEL CUT-OUT</p> 	<p>LTWPWH-03AMMM-SL7AXX</p> <p>FEATURES:</p> <ul style="list-style-type: none"> • Screw Type with SR • Molded with Cable • 25A (2+PE) Male Pins • IP 67 			

Компания «Life Electronics» занимается поставками электронных компонентов импортного и отечественного производства от производителей и со складов крупных дистрибьюторов Европы, Америки и Азии.

С конца 2013 года компания активно расширяет линейку поставок компонентов по направлению коаксиальный кабель, кварцевые генераторы и конденсаторы (керамические, пленочные, электролитические), за счёт заключения дистрибьюторских договоров

Мы предлагаем:

- Конкурентоспособные цены и скидки постоянным клиентам.
- Специальные условия для постоянных клиентов.
- Подбор аналогов.
- Поставку компонентов в любых объемах, удовлетворяющих вашим потребностям.
- Приемлемые сроки поставки, возможна ускоренная поставка.
- Доставку товара в любую точку России и стран СНГ.
- Комплексную поставку.
- Работу по проектам и поставку образцов.
- Формирование склада под заказчика.
- Сертификаты соответствия на поставляемую продукцию (по желанию клиента).
- Тестирование поставляемой продукции.
- Поставку компонентов, требующих военную и космическую приемку.
- Входной контроль качества.
- Наличие сертификата ISO.

В составе нашей компании организован Конструкторский отдел, призванный помогать разработчикам, и инженерам.

Конструкторский отдел помогает осуществить:

- Регистрацию проекта у производителя компонентов.
- Техническую поддержку проекта.
- Защиту от снятия компонента с производства.
- Оценку стоимости проекта по компонентам.
- Изготовление тестовой платы монтаж и пусконаладочные работы.



Тел: +7 (812) 336 43 04 (многоканальный)

Email: org@lifeelectronics.ru