



TOOL fox

The right tool
for every application

PHOENIX CONTACT – In dialog with customers and partners worldwide

Phoenix Contact is one of the leading manufacturers of electrical connection and industrial automation technology. Founded over 80 years ago, the company now employs 9,900 people all over the world, more than 5,500 of whom are in Germany. A sales network with over 46 subsidiaries and more than 30 additional sales partners guarantees customer proximity directly on-site.

The product range comprises first class components, systems and services for a wide range of applications – the offer ranges right from modular terminal blocks to interface technology, PCB connection methods, solutions for surge protection through to hardware and software solutions for the automation of industrial systems.



Global player with customer proximity

Independence of the company is an integral part of the corporate policy. Phoenix Contact therefore places great importance on in-house competence and expertise: The design and development departments continuously implement innovative ideas in products to develop special solutions to meet customer requirements. Numerous patents emphasize the fact that many products are Phoenix Contact's own developments.

TOOL fox – The right tool for every case

Phoenix Contact offers the complete range of professional processing and measuring tools for all applications in electrical engineering. The tool for cutting, stripping, pressing, crimping, screwing and testing convinces with good handling and excellent quality. Automatic cutting, stripping and crimping

devices are available for automation of steps. Only professional tools facilitate very good results.

Quality, precision, durability and effectiveness are the basis for our tools.



Table of contents

TOOL fox

Tool expertise

Pages 04 – 07

CUTFOX/UNIFOX

Cutting and universal tools

Pages 08 – 11

MICROFOX

Electronic pliers

Pages 12 – 13

WIREFOX

Stripping tools

Pages 14 – 17

CRIMPFOX

Crimping tools

Pages 18 – 29

SCREWFOX

Screwdriver and torque screwdriver

Pages 30 – 33

TESTFOX

Measuring and testing devices

Pages 34 – 35

Automatic devices

Pages 36 – 43

Quality at the tip of your fingers

- Ergonomically designed handles
- Optimal transmission of lever action reduces manual forces by 25%
- Use of high-quality materials with special hardened tool steels that ensure maximum durability

TOOL fox

Tool expertise

The most significant feature of a professional tool:
It's fun to work with!

Good haptics and ergonomics, durability and functionality guarantee high levels of efficiency and quality. The features are united in all the tools from Phoenix Contact.



CUTFOX cutting tools are characterized by especially hardened blades for high durability, increased force due to optimum transmission of lever action and slip-free dual-component handles.


The WIREFOX stripping tools facilitate quick stripping by means of self-adjusting blades. This avoids any damage to the conductor. The ergonomic, light-weight and glass-fiber-reinforced pliers guarantee fatigue-free work.

The CRIMPFOX crimping pliers attain optimum crimping results for all connectors even for large conductor cross-sections, with minimum forces. Equipped with a pressure lock, the pliers provide uniform high quality and gas-tight crimping.

Cutting

The process chain starts with the trimming or cutting of conductor or line.


A correct processing of conductors and lines of different size, shape and insulation can be achieved permanently only with quality tools. Low manual exertion of force with maximum exploitation of force in the cutting area is guaranteed by an optimal transmission of lever action. If conductors and lines are to be cut in the upper cross-section range of up to 1400 mm², the choice is limited to cable cutters with ratchet drive. The finely stepped down drives allow the manual force required to be kept to a minimum here too.



Shear cutting

For both versions with direct and indirect power transmission, the specifically designed cutting edge geometries support smooth running and ensure a right-angled and burr-free cut. Accidental deformation of the conductor is thus counteracted. The cutting described above, also called shear cutting, is listed under the generic term "splitting" in DIN 8588. Two blades move towards each other and thus cut (shear) the material without burring.

Bite cutting means two successively moving, wedge-shaped blades cut the material. The wedge angle of the blades is deliberately



Bite cutting

large and thus stable. In addition to the hardening of the entire tool, the cutting area is later on again hardened inductively to 62 HRC. Only this way it is possible to sever even extremely hard materials, e.g. piano wire and spring steel with a tensile strength of up to 2300 N/mm² without damaging the tool. Bite cutting is suitable to a limited extent for cutting through cables and lines.

When used accordingly, the CUTFOX cutting tools from Phoenix Contact have long-term stability and achieve permanently consistent results.

Stripping

Stripping is the next step in the manufacturing process of reliable crimping. A distinction is made between stripping and dismantling.

Stripping is used both as a generic term and to mean removing the insulation of conductors up to 16 mm². Dismantling describes the stripping process for large conductor cross-sections and multi-strand and multilayered lines and cables.

A suitable stripping and dismantling tool removes the insulation sections accurately and quickly. The terminal point or the connector determines the length of the insulation to be removed. This is set using adjustable limit stops and ensures consistent stripping lengths.


When removing the insulation, make sure that the individual inner wires or the braided shield are not damaged. The remaining insulation must not be damaged by the grip pressure, whereby pressure points and color changes on the insulation material as a result are permitted. Further faults that need to be prevented are stipulated in DIN IEC 60352.

For processing special insulation materials, suitable blade geometries depending on the application are deployed. V blades are used for both hard (e.g. Teflon/Radox[®]) and soft ductile rubber insulations (silicone). The V blades cut the insulation all the way round unlike the straight blade geometry, thus reducing the tear-off forces.

It is advisable to use automatic stripping pliers of the WIREFOX pliers series from Phoenix Contact to meet these requirements.



Correctly stripped cable in accordance with DIN IEC 60352



Stripping fault in accordance with DIN IEC 60352

Crimping

Crimping also means the joining of contact and conductor mechanically.

Besides crimping, two more terms are also prevalent in the German-speaking area. The type of deformation plays a decisive role. On the basis of contact types, we distinguish between:

- **Squeezing,**
for insulated cable lugs
- **Pressing,**
for ferrules, non-insulated cable lugs and others

If e.g. flat connectors are processed, it is referred to as crimping.

In order to generate a reliable connection between contact and conductor, some important points must be observed

- Correct connection of the conductor
- Conductor and contact compatible
- Correct positioning of the conductor in the contact

- Choice of suitable crimping tool
- Conductor and contact inserted in the appropriate die nest of the pliers

Professional crimping pliers are always equipped with a releasing pressure lock. It releases as soon as the required crimping pressure is applied. This eliminates the possibility of too little pressure. This guarantees the user a constant crimping result with maximum pull-out values.

If larger series of contacts are processed, automatic or semi automatic crimping machines are often implemented.

For subsequent assessment of crimping results, refer to the regulations DIN EN 60352-2 and 60999-1. In addition to a variety of electrical and mechanical tests, conductor pull-out tests are the decisive criterion.

All tools of the WIREFOX pliers series from Phoenix Contact have been adjusted and tested according to valid regulations. Gas-tight crimping with long-term stability is achieved using these tools. Carefully thought-out mechanics reduce manual forces by 25%.

Unique assignment

A diagram of the connectors to be processed ensures an easy optical allocation.

25% power saving

Innovative mechanics reduce the force by 25%. Even large cross-sections can be safely crimped using little force.

Ergonomic handling

The dual-component handle ensures an optimum hold by means of a soft component with rough texture on the upper handle. The hard component on the lower handle, means that it slides without friction through the hand.

Manufactured precisely

Precisely manufactured dies provide a uniform and high quality during contact processing.

Easy to insert

The stable pliers head with optimal apex angle allows easy insertion of connectors of even larger cross-sections.

Toolless one-hand operation

If required, the pressure lock can be easily accessed for release yet is integrated in the handle to protect it.

Non-slip pressure pad

A non-slip pressure pad for positioning on surfaces can assist the transmission of force.



Conductor pull-out test

Conductor pull-out test according to DIN EN 60352-2

In practice, tractive forces can affect the crimping points during wiring or operation.


Therefore, crimped contacts must be wired correctly to offer a high degree of mechanical reliability. To test the tensile

load capacity, the crimping must withstand a given tractive force relating to the cross-section for over 60 seconds. The tractive force exerts stress on the conductor at the crimping point. Crimping must hold without damage.

The results of the tests for contacts from Phoenix Contact lie above the required minimum values stipulated in the standard.

| Conductor cross-section | | Pull-out force |
|-------------------------|-----|----------------|
| mm ² | AWG | N |
| 0.14 | | 18 |
| | 24 | 28 |
| ⋮ | ⋮ | ⋮ |
| 1.0 | | 108 |
| | 16 | 135 |
| ⋮ | ⋮ | ⋮ |
| 6.0 | | 360 |
| | 8 | 370 |

Minimum pull-out values for ferrules can be taken from DIN EN 60999-1.



Gas-tight

Gas tightness – test set-up based on DIN 50018

The key role of the metal parts of electrical connections becomes particularly apparent in aggressive environments. Corrosion-free contact areas are a prerequisite for low-resistance and thus powerful connections.

This testing method describes a corrosion test in condensation climates with an atmosphere that contains sulphur dioxide. Acidic compounds < Ph 7 form here and attack metal surfaces.

Two liters of distilled water and one liter of SO₂ gas are introduced to the test chamber. At a testing temperature of 40°C during the course of the test, sulphurous acid is formed. After eight hours of testing, the test objects dry for 16 hours with an open door. At the end of the test, a visual inspection of the test objects is conducted. The contact resistance of the contacts is recorded in accordance with

DIN EN 60512-2-1:2002 before and after the corrosion test and checked for changes caused by the effect of corrosion.

When used correctly, crimping tools and connectors from Phoenix Contact create a permanent, gas-tight connection at the contact points that cannot even be impaired by aggressive media.



The voltage drop must not exceed 3.2 mV before or after the test nor must it exceed 1.5 times the value measured at the start of the test.



CUTFOX/UNIFOX

Cutting and universal tools

Phoenix Contact has the perfect CUTFOX cable cutter for every application. There are different designs for processing cables with a diameter up to 100 mm. All parts of the cable cutters that are under particular strain are tempered or especially hardened.

An extensive range of UNIFOX combination tools is available for universal use. The safety tools equipped with non-slip dual-component handles are VDE-tested and marked.



Maximum force transfer

With the ratchet mechanism, the force required in the case of large conductor cross-sections up to 100 mm diameter is extremely low.



Ergonomically designed

An innovative construction and non-slip handles with good grip ensure fatigue-free work.



VDE tested safety

An extensive range of VDE tested combination tools is available for universal use.

CUTFOX cutting tools

Front cable cutter

The front cable cutter ensures optimal cutting results in the cross-section range of a 35 mm diameter (300 mm²) by special cutting tool geometries. Handles with ergonomic grip support fatigue-free work.



| | | | | | | | |
|---------------|-----------|---|---------|---|---------|---|---------|
| Type | Order no. | CUTFOX 12 | 1212128 | CUTFOX 16 VDE | 1212126 | CUTFOX 18 | 1212129 |
| Cross-section | | up to 12 mm Ø (up to 35 mm ²) | | up to 16 mm Ø (up to 50 mm ²) | | up to 18 mm Ø (up to 50 mm ²) | |



| | | | | | | | |
|---------------|-----------|---|---------|--|---------|--|---------|
| Type | Order no. | CUTFOX 25 VDE | 1212127 | CUTFOX 25 | 1212130 | CUTFOX 35 | 1212131 |
| Cross-section | | up to 25 mm Ø (up to 70 mm ²) | | up to 25 mm Ø (up to 185 mm ²) | | up to 35 mm Ø (up to 300 mm ²) | |

Ring cable cutter

One and two-hand ring cable cutters with force-saving ratchet function, unlockable, cutting of copper and aluminum up to 100 mm diameter (1400 mm²) without crushing.



| | | | | | | | |
|---------------|-----------|--|---------|--|---------|--|---------|
| Type | Order no. | CUTFOX 45 | 1212132 | CUTFOX 52 | 1212133 | CUTFOX 62 | 1212134 |
| Cross-section | | up to 45 mm Ø (up to 300 mm ²) | | up to 52 mm Ø (up to 300 mm ²) | | up to 62 mm Ø (up to 750 mm ²) | |



| | | | | | | | |
|---------------|-----------|--|---------|--|--|--|--|
| Type | Order no. | CUTFOX 100 | 1212135 | | | | |
| Cross-section | | up to 100 mm Ø (up to 1400 mm ²) | | | | | |

VDE diagonal cutter

The protection-insulated diagonal cutters with their inductively hardened precision cuts ensure cutting results with long-term stability and thus a clean cut for both soft and hard wires (piano wire).



| | | | | | | | |
|------|-----------|---------------------|---------|----------------------|---------|--|--|
| Type | Order no. | CUTFOX-S VDE | 1212207 | CUTFOX-SP VDE | 1212206 | | |
|------|-----------|---------------------|---------|----------------------|---------|--|--|

CUTFOX cutting tools

Special cutting tools

The CUTFOX FBD cutting tool is suitable for removing individual bars of the FBD ... plug-in bridges from the CLIPLINE complete modular terminal block range. FB... screw bridges are cut without crushing with the CUTFOX FB.



| | | | | | |
|------------------|-----------|--|---------|--|---------|
| Type | Order no. | CUTFOX-FBS | 1212124 | CUTFOX FB | 1205985 |
| Cutting capacity | | FBD... plug-in bridges 4 to ... 8 and Insertion bridges EB... | | FBI fixed bridges 10-6... FBI 10 – 12 mm ² | |

UNIFOX universal tools

VDE combination pliers, pipe wrench

The protection-insulated combination pliers are available in straight and ergonomically angled forms with spring reset, interlocking gripping surfaces, integrated ring key M6 – M10 and blade.



1000 V AC/
1500 V DC



1000 V AC/
1500 V DC



| | | | | | | | |
|------|-----------|---------------------|---------|----------------------|---------|------------------|---------|
| Type | Order no. | UNIFOX-C VDE | 1212202 | UNIFOX-CE VDE | 1212203 | UNIFOX-WP | 1212365 |
|------|-----------|---------------------|---------|----------------------|---------|------------------|---------|

VDE needle-nose pliers, flat and round-nose pliers

The protection-insulated needle-nose pliers are available with straight pointed ends or angled at 45°. The gripping surfaces interlock and the integrated blades are hardened inductively.

The gripping surfaces of the flat/round-nose pliers are toothed.



1000 V AC/
1500 V DC



1000 V AC/
1500 V DC



1000 V AC/
1500 V DC

| | | | | | | | |
|------|-----------|---------------------|---------|----------------------|---------|---------------------|---------|
| Type | Order no. | UNIFOX-P VDE | 1212204 | UNIFOX-PC VDE | 1212205 | UNIFOX-F VDE | 1212363 |
| Type | Order no. | | | | | UNIFOX-R VDE | 1212364 |

Blind rivet pliers

UNIFOX-RVT M blind rivet pliers

The pliers have one compact ergonomic and angled pliers head with three inserts for rivet diameter.

2.4 – 3.2 mm, 4 mm and 4.8 – 5.0 mm



1000 V AC/
1500 V DC



For further information on blind rivets, see
www.phoenixcontact.net/catalog

| | | | | | |
|------|-----------|---------------------|---------|--|--|
| Type | Order no. | UNIFOX-RVT M | 1212476 | | |
|------|-----------|---------------------|---------|--|--|

CUTFOX cutting tools

Cable duct cutter/scissors

The PPS CD M cable duct cutter cuts channels and covers up to a width of 125 mm and a wall thickness of 2.5 mm burr-free and non-cutting in seconds. A spring-mounted blade protection provides the necessary safety.

The scissors enable a cutting length of 75 mm and have a limit stop of 45°.



| | | | | | |
|---------------------------------------|------------------|----------------------|---------|------------------|---------|
| Type | Order no. | PPS CD M | 1207569 | CUTFOX-CD | 1212474 |
| Accessories | | | | | |
| Spare knife | | PPS CD BLADE | 1207572 | | |
| Spare counter support | | PPS CD M COHO | 1208995 | | |
| Workbench | | PPS TABLE | 1206285 | | |
| with plywood panel 700 x 1200 x 50 mm | | | | | |

Profile cutting tool

PPS BASIC I/M processes the common EN DIN rails. The PPS STANDARD and PPS CLASSIC can be equipped with two stamping bits for round holes or elongated holes. PPS CLASSIC is advantageous for hole formats that change frequently. By simply folding open the PPS... upper part, the stamping bits can be changed in no time at all.



| | | | | | | | |
|--------------------|------------------|---|---------|--|---------|--|---------|
| Type | Order no. | PPS BASIC I/M | 1207585 | PPS CLASSIC M | 1206243 | PPS STANDARD M | 1206175 |
| | | with inch/metric measuring rail | | with metric measuring rail | | with metric measuring rail | |
| Type | Order no. | | | PPS CLASSIC I/M | 1206256 | PPS STANDARD I/M | 1206230 |
| | | | | with inch/metric measuring rail | | with inch/metric measuring rail | |
| Description | | for standard DIN rails NS15 / NS 35/7,5 / NS 35/15 / NLS-CU 3/10 | | each for standard DIN rails NS15 / NS 32 / NS 35/7,5 / NS 35/15 / NLS-CU 3/10 and two bore hole dies | | each for standard DIN rails NS15 / NS 32 / NS 35/7,5 / NS 35/15 / NLS-CU 3/10 and two bore hole dies | |

| | | | | | | | |
|--|--|------------------|---------|--------------------------|---------|--------------------------|---------|
| Accessories | | | | | | | |
| Stamping insert for elongated holes | | | | | | | |
| 3.5 x 12 mm | | | | PPS-ST (3,5x12)L | 1203563 | PPS-ST (3,5x12)L | 1203563 |
| 4.5 x 12 mm | | | | PPS-ST (4,5x12)L | 1203534 | PPS-ST (4,5x12)L | 1203534 |
| 5.5 x 12 mm | | | | PPS-ST (5,5x12)L | 1202603 | PPS-ST (5,5x12)L | 1202603 |
| 6.35 x 15 mm | | | | PPS-ST (6,35x15)L | 1204876 | PPS-ST (6,35x15)L | 1204876 |
| 6.5 x 15 mm | | | | PPS-ST (6,5x15)L | 1202593 | PPS-ST (6,5x15)L | 1202593 |
| Stamping bit for cross hole | | | | | | | |
| 3.5 x 12 mm | | | | PPS-ST (3,5x12)Q | 1203550 | PPS-ST (3,5x12)Q | 1203550 |
| 4.5 x 12 mm | | | | PPS-ST (4,5x12)Q | 1203547 | PPS-ST (4,5x12)Q | 1203547 |
| 5.5 x 12 mm | | | | PPS-ST (5,5x12)Q | 1203411 | PPS-ST (5,5x12)Q | 1203411 |
| 6.5 x 15 mm | | | | PPS-ST (6,5x15)Q | 1203408 | PPS-ST (6,5x15)Q | 1203408 |
| Stamping insert for bore holes | | | | | | | |
| 3.8 mm Ø | | | | PPS-ST (3,8) | 1204892 | PPS-ST (3,8) | 1204892 |
| 4.3 mm Ø | | | | PPS-ST (4,3) | 1202616 | PPS-ST (4,3) | 1202616 |
| 5.3 mm Ø | | | | PPS-ST (5,3) | 1202629 | PPS-ST (5,3) | 1202629 |
| 6.4 mm Ø | | | | PPS-ST (6,4) | 1202632 | PPS-ST (6,4) | 1202632 |
| 7.0 mm Ø | | | | PPS-ST (7,0) | 1204889 | PPS-ST (7,0) | 1204889 |
| 8.4 mm Ø | | | | PPS-ST (8,4) | 1202726 | PPS-ST (8,4) | 1202726 |
| Hydraulic cylinder | | | | | | | |
| for connection to an existing hydraulic system | | | | | | PPS HYDRAULIC CYL | 1208924 |
| Operating pressure 160 – 220 bar | | | | | | only for PPS standard | |
| Workbench | | | | | | | |
| with plywood panel 700 x 1200 x 50 mm | | PPS TABLE | 1206285 | PPS TABLE | 1206285 | PPS TABLE | 1206285 |

MICROFOX

Electronic pliers

MICROFOX – The pliers program for all activities in the electronics and electromechanics field. It is ideal for processing difficult-to-access areas such as PCB components.

Like all manual tools from Phoenix Contact, even the micro-pliers are equipped with specially shaped two-component handles. They ensure safe grip and fatigue-free operation. We recommend that you use the ESD versions with special handles in order to safeguard sensitive electronic components. They discharge the electrostatic loads in a controlled manner as per the prevalent standards and regulations.



Durable

The tools are made of special tool steel C 60, hardened and ground to precision. They thus attain high cutting efficiency and are extremely durable.



Sensitive

The integrated double sheet spring and the ergonomic, non-slip handle enables accurate and delicate processing of electronic components.



Protective

The handles of the MICROFOX... ESD electronic pliers are made of conductive plastic. Electrostatic energy is thus discharged slowly and in a controlled manner.

MICROFOX electronic pliers

Electronic pliers

The MICROFOX electronic pliers have a box joint for constant stability and an optimum force path. The surfaces are finely polished and oiled.



| | | | | | | | |
|--------------------|-----------|-------------------------|---------|----------------------------|---------|-------------------------|---------|
| Type | Order no. | MICROFOX -SB | 1212489 | MICROFOX E | 1212494 | MICROFOX-P | 1212491 |
| Description | | Diagonal cutters | | Front cutter | | Needle-nose pliers | |
| | | Round head with bevel | | Without bevel | | Gripping surface smooth | |
| Type | Order no. | MICROFOX-SP | 1212488 | MICROFOX-EO | 1212495 | | |
| Description | | Needle-nose pliers | | Flat-nose pliers | | | |
| | | Pointed head with bevel | | Angled, 20°, without bevel | | | |



| | | | | | | | |
|--------------------|-----------|-------------------------------------|---------|-------------------------|---------|-------------------------|---------|
| Type | Order no. | MICROFOX-PC | 1212492 | MICROFOX-F | 1212493 | MICROFOX-R | 1212490 |
| Description | | Needle-nose pliers | | Flat-nose pliers | | Round-nose pliers | |
| | | Gripping surface smooth, curved 45° | | Gripping surface smooth | | Gripping surface smooth | |

ESD electronic pliers

The ESD MICROFOX electronic pliers correspond to the common standards and regulations such as DIN EN 61340-5. The screwed precision joint enables optimum work results. The finely polished and phosphated surfaces ensure dazzle-free operation.



| | | | | | | | |
|--------------------|-----------|---------------------------|---------|-----------------------|---------|-----------------------|---------|
| Type | Order no. | MICROFOX-S ESD | 1212480 | MICROFOX-E ESD | 1212485 | MICROFOX-P ESD | 1212482 |
| Description | | Diagonal cutters | | Front cutter | | Needle-nose pliers | |
| | | Round head, without bevel | | Without bevel | | | |



| | | | | | | | |
|--------------------|-----------|-------------------------------------|---------|-------------------------|---------|-------------------------|---------|
| Type | Order no. | MICROFOX-PC ESD | 1212483 | MICROFOX-F ESD | 1212484 | MICROFOX-R ESD | 1212481 |
| Description | | Needle-nose pliers | | Flat-nose pliers | | Round-nose pliers | |
| | | Gripping surface smooth, curved 45° | | Gripping surface smooth | | Gripping surface smooth | |

WIREFOX

Stripping tools

The WIREFOX product range provides the perfect tool for every stripping task. The WIREFOX precision stripping tools from Phoenix Contact convince with their ergonomics and the special geometries of the hardened knives. With maximum durability, you will always achieve consistent best results and are excellently prepared for the subsequent crimping procedure.



Precise and safe stripping

WIREFOX stripping pliers strip off all types of conductors and cables quickly, precisely and reliably. The relevant conductor cross-section is set automatically.



Creating conductor pick-off

WIREFOX-D-SHIELD stripping pliers allow cable cutouts and wire pick-offs to be created easily. These pliers are suitable for stripping shielded cables.



Multiple-stage stripping

CUTFOX-D CX stripping tools allow multiple-stage stripping of data and round cables in one step. The central fine setting for the stripping knife ensures that the cable is not damaged.

WIREFOX stripping tools

Stripping pliers for conductors and lines

The WIREFOX stripping pliers are characterized by a mechanism that adjusts automatically to different kinds of insulation and conductor diameters. Particularly useful are the integrated wire cutter and the flexibly adjustable stop for the stripping length.



| | | | | | |
|-------------------------------|--------------------------|-----------------------|---------|--|--|
| Type | Order no. | WIREFOX 2.5 | 1212368 | | |
| Conductor / cable | [mm ²] / AWG | 0.08 – 2.5 / 28 – 12 | | | |
| Stripping length up to ... | [mm] | 15 | | | |
| Insulation type | | Standard | | | |
| Wire cutter solid // stranded | [mm ²] / AWG | 2.5 / 14 // 6 / 10 | | | |
| Accessories | | | | | |
| Spare knife | | WIREFOX 2,5/WS | 1212370 | | |



| | | | | | | | |
|-------------------------------|--------------------------|---|---------|----------------------------------|---------|----------------------|---------|
| Type | Order no. | WIREFOX 4 | 1212156 | WIREFOX 6SC | 1212158 | WIREFOX 10 | 1212150 |
| Conductor / cable | [mm ²] / AWG | 0.1 – 4 / 28 – 12 | | 1.5 – 6 / 16 – 10 | | 0.02 – 10 / 34 – 8 | |
| Stripping length up to ... | [mm] | 18 | | 18 | | 18 | |
| Insulation type | | Standard and special insulation, e. g. PTFE | | Standard and short-circuit-proof | | Standard | |
| Wire cutter solid // stranded | [mm ²] / AWG | 1.5 / 16 // 10 / 8 | | 1.5 / 6 // 16 / 8 | | 1.5 / 16 // 10 / 8 | |
| Accessories | | | | | | | |
| Spare knife | | WIREFOX 4/SB | 1212151 | WIREFOX 6SC/SB | 1212314 | WIREFOX 10/SB | 1212152 |



| | | | | | | | |
|-------------------------------|--------------------------|----------------------|---------|---------------------|---------|--|--|
| Type | Order no. | WIREFOX 16 | 1212155 | WIREFOX 16-1 | 1212157 | | |
| Conductor / cable | [mm ²] / AWG | 4 – 16 / 12 – 5 | | 6 – 16 / 10 – 5 | | | |
| Stripping length up to ... | [mm] | 18 | | Any | | | |
| Insulation type | | Standard | | Standard | | | |
| Wire cutter solid // stranded | [mm ²] / AWG | 1.5 / 16 // 12 / 8 | | – | | | |
| Accessories | | | | | | | |
| Spare knife | | WIREFOX 16/SB | 1212153 | | | | |

VDE stripping pliers

The VDE protection-insulated stripping pliers facilitate stripping of conductors up to 10 mm². The adjusting screw with locking nut guarantees a consistent stripping quality for standard production.



| | | | | | |
|----------------------------|--------------------------|-----------------------|---------|--|--|
| Type | Order no. | WIREFOX 10 VDE | 1212366 | | |
| Conductor / cable | [mm ²] / AWG | 0.2 – 10 / 24 – 8 | | | |
| Stripping length up to ... | [mm] | 20 | | | |
| Insulation type | | Standard | | | |

WIREFOX stripping tools

Stripping pliers for cable cutouts and shield connections

The WIREFOX-D SHIELD is ideal for stripping wires for cable cutouts, wire pick-offs and shield connections.



| | | | | |
|----------------------------|-----------|-------------------------|---------|--|
| Type | Order no. | WIREFOX-D SHIELD | 1212172 | |
| Conductor / cable diameter | [mm] | 8 – 9 | | |
| Max. insulation thickness | [mm] | 1.2 | | |

Stripping pliers for AS-Interface flat-ribbon conductors

The WIREFOX ASI is ideal for quick and precise stripping of AS-Interface flat-ribbon conductors. The stripping length can be selected freely due to the shape of the pliers.



| | | | | |
|-------------------|-----------|------------------------------------|---------|--|
| Type | Order no. | WIREFOX ASI | 1212154 | |
| Conductor / cable | | AS-Interface flat-ribbon conductor | | |
| Stripping length | [mm] | Any | | |

WIREFOX dismantling tools

Stripping tools for dismantling

The dismantling tool WIREFOX-D 11 strips single and multicore signal, control and glass fiber wires with diameter up to 11 mm. The handling is extremely easy and guarantees precise stripping results. The WIREFOX-D SR 6 stripping tool is particularly well suited for solar cables.



| Type | Order no. | WIREFOX-D 11 | 1212160 | WIREFOX-D SR 6 | 1212507 |
|----------------------------|--------------------|--------------|---------|----------------|---------|
| Conductor / cable diameter | [mm] | 2.5 – 11 | | | |
| Max. insulation thickness | [mm] | 1.0 | | | |
| Conductor | [mm ²] | | | 2.5 – 6 | |
| Stripping length | [mm] | | | 8.5 | |

The universal stripping tool WIREFOX-D 13 offers a variety of functions:

- Stripping installation wires of 8 – 13 mm diameter, e.g. NYM 3 x 1.5 mm² up to NYM 5 x 2.5 mm²
- Single-wire stripping 0.2 – 4 mm²
- Integrated slitting knife
- Extendable knife



| Type | Order no. | WIREFOX-D 13 | 1212162 |
|----------------------------|-----------|--------------|---------|
| Conductor / cable diameter | [mm] | 8 – 13 | |
| Max. insulation thickness | [mm] | – | |

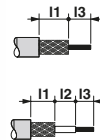
In addition to standard cables, fiber optic cables can also be stripped using WIREFOX-D 16. The WIREFOX-D 40 stripping tool dismantles wires with a diameter of up to 40 mm. Round, longitudinal and spiral cuts can be made with the swivel action blade.



| Type | Order no. | WIREFOX-D 16 | 1212173 | WIREFOX-D 28 | 1212174 | WIREFOX-D 40 | 1212161 |
|----------------------------|-----------|--------------|---------|--------------|---------|--------------|---------|
| Conductor / cable diameter | [mm] | 4 – 16 | | 8 – 28 | | 4.5 – 40 | |
| Max. insulation thickness | [mm] | – | | – | | 4.5 | |

Stripping tools for multi-stage stripping of co-axial cables

For extremely simple handling, the CUTFOX-D CX stripping tools facilitate multiple-stage stripping of data and round cables in one step. The central fine setting of the stripping knife means the cable is not damaged.



| Type | Order no. | | | Spare knife accessories | |
|---|-----------|----------------|---------|-------------------------|---------|
| 2-stage / strip-off dimension l1 = 6.0 mm | | WIREFOX-D CX-1 | 1212163 | WIREFOX-D CX-1/SB | 1212303 |
| 2-stage / strip-off dimension l1 = 9.2 mm | | WIREFOX-D CX-2 | 1212164 | WIREFOX-D CX-2/SB | 1212304 |
| 2-stage / strip-off dimension l1 = 12 mm | | WIREFOX-D CX-3 | 1212165 | WIREFOX-D CX-3/SB | 1212305 |
| 2-stage / strip-off dimension l1 = 6.8 mm | | WIREFOX-D CX-4 | 1212166 | WIREFOX-D CX-4/SB | 1212306 |
| 3-stage / strip-off dimension l1 = 5.5 mm and l2 = 5.5 mm | | WIREFOX-D CX-5 | 1212167 | WIREFOX-D CX-5/SB | 1212307 |
| 3-stage / strip-off dimension l1 = 2.7 mm and l2 = 8.3 mm | | WIREFOX-D CX-6 | 1212168 | WIREFOX-D CX-6/SB | 1212308 |
| 3-stage / strip-off dimension l1 = 6.0 mm and l2 = 6.0 mm | | WIREFOX-D CX-7 | 1212169 | WIREFOX-D CX-7/SB | 1212309 |
| 3-stage / strip-off dimension l1 = 2.5 mm and l2 = 6.8 mm | | WIREFOX-D CX-8 | 1212170 | WIREFOX-D CX-8/SB | 1212310 |
| 3-stage / strip-off dimension l1 = 3.5 mm and l2 = 7.5 mm | | WIREFOX-D CX-9 | 1212171 | WIREFOX-D CX-9/SB | 1212311 |

CRIMPFOX

Crimping tools

The wide range of CRIMPFOX pliers represents a new generation of professional crimping pliers. A new power transmission principle reduces manual forces by 25% with maximum pressure. Optimum handle geometries support fatigue-free work. The integrated pressure lock guarantees gas-tight quality crimping with long-term stability.



Professional crimping

The comprehensive range of professional crimping pliers allows the processing of all contact types up to 120 mm². An innovative construction and ergonomically designed handles reduce the required forces by up to 25%.



Quality crimping

Precise die and an integrated pressure lock guarantee gas-tight quality crimping with long-term stability. The pressure lock releases automatically as soon as the required crimping pressure is attained.




One for all


With replaceable dies, the universal crimping pliers from the CRIMPFOX series allow processing of different contacts up to 120 mm². The dies can be replaced without an additional tool.

Overview of connectors of crimping tools


Ferrules for insulated and non-insulated contacts

|  | Crimping tool designation | Order no. | Conductor cross-section [mm ²] | Conductor cross-section [AWG] | Page |
|---|---------------------------|-----------|--|-------------------------------|-----------|
| | CRIMPFOX 6 | 1212034 | 0.25 – 6 | 24 – 10 | 18 |
| CRIMPFOX 6S-F | 1212043 | 0.5 – 6 | 20 – 10 | 18 | |
| CRIMPFOX 6T | 1212037 | 0.25 – 6 | 20 – 10 | 18 | |
| CRIMPFOX 6T-F | 1212038 | 0.25 – 6 | 20 – 10 | 18 | |
| CRIMPFOX 10S | 1212045 | 0.14 – 10 | 25 – 7 | 18 | |
| CRIMPFOX 6H | 1212046 | 0.14 – 6 | 25 – 10 | 18 | |
| CRIMPFOX 25R | 1212039 | 10 – 25 | 8 – 4 | 18 | |
| CRIMPFOX 50R | 1212041 | 35 – 50 | 2 – 1 | 18 | |


Cable lugs and connectors

|  | Crimping tool designation | Order no. | Conductor cross-section [mm ²] | Conductor cross-section [AWG] | Page |
|---|---------------------------|------------|--|-------------------------------|-----------|
| | CRIMPFOX-RCI 1 | 1212055 | 0.14 – 1 | 26 – 18 | 19 |
| CRIMPFOX-RCI 2,5 | 1212053 | 0.75 – 2.5 | 20 – 14 | 19 | |
| CRIMPFOX-RCI 6 | 1212057 | 0.75 – 6 | 20 – 10 | 19 | |
| CRIMPFOX-RCI 6-1 | 1212059 | 0.75 – 6 | 20 – 10 | 19 | |


Non-insulated cable lugs

|  | Crimping tool designation | Order no. | Conductor cross-section [mm ²] | Conductor cross-section [AWG] | Page |
|---|---------------------------|-----------|--|-------------------------------|-----------|
| | CRIMPFOX RC 2,5 | 1212063 | 0.75 – 2.5 | 20 – 14 | 19 |
| CRIMPFOX RC 10 | 1212061 | 4 – 10 | 12 – 8 | 19 | |
| CRIMPFOX RC 25 | 1212065 | 4 – 10 | 12 – 8 | 19 | |
| CRIMPFOX RCT 25-1 (tube lugs) | 1212066 | 10 – 25 | 8 – 4 | 19 | |


Non-insulated slip-on sleeves

|  | Crimping tool designation | Order no. | Conductor cross-section [mm ²] | Conductor cross-section [AWG] | Page |
|--|---------------------------|-----------|--|-------------------------------|-----------|
| | CRIMPFOX-SC 1,5 | 1212048 | 0.1 – 1.5 | 26 – 16 | 20 |
| CRIMPFOX-SC 6L | 1212052 | 0.5 – 6 | 22 – 10 | 20 | |
| CRIMPFOX-SC 6 | 1212050 | 0.5 – 6 | 22 – 10 | 20 | |


Turned contacts

|  | Crimping tool designation | Order no. | Conductor cross-section [mm ²] | Conductor cross-section [AWG] | Page |
|---|---------------------------|-----------|--|-------------------------------|-----------|
| | CRIMPFOX-TC 4 | 1212113 | 0.5 – 4 | 22 – 12 | 20 |
| CRIMPFOX-TC 10 | 1212114 | 4 – 10 | 12 – 8 | 20 | |


Coaxial connector / FO connector

|  | Crimping tool designation | Order no. | Hexagonal wrench size [mm] | Page |
|---|---------------------------|---------------------------------|----------------------------|-----------|
| | CRIMPFOX-CX 4,52 | 1212094 | 1.69 / 3.25 / 4.52 | 20 |
| CRIMPFOX-CX 6,48 | 1212095 | 1.69 / 5.41 / 6.48 | 20 | |
| CRIMPFOX-CX 9,14 | 1212096 | 1.73 / 8.23 / 9.14 | 20 | |
| CRIMPFOX-CX 10,54 | 1212097 | 2.54 / 10.54 | 20 | |
| CRIMPFOX-CX 10,90 | 1212098 | 2.54 / 10.90 | 20 | |
| CRIMPFOX-FO 5,41 | 1212099 | 3.25 / 3.84 / 4.52 / 5.0 / 5.41 | 21 | |

D-SUB contacts

|  | Crimping tool designation | Order no. | Conductor cross-section [mm ²] | Conductor cross-section [AWG] | Page |
|---|---------------------------|-----------|--|-------------------------------|-----------|
| | CRIMPFOX-DSUB 5 | 1212111 | 0.08 – 0.5 | 28 – 22 | 21 |

Crimp-snap-in contacts

|  | Crimping tool designation | Order no. | Conductor cross-section [mm ²] | Conductor cross-section [AWG] | Page |
|---|---------------------------|-----------|--|-------------------------------|-----------|
| | CRIMPFOX MT 2,5 | 1204038 | 0.5 – 2.5 | 20 – 12 | 21 |

CRIMPFOX crimping tools



Crimping pliers for ferrules

The CRIMPFOX pliers are fitted with a pressure lock (unlockable). An innovative construction and ergonomically designed handles reduce the required manual forces. The self-adjusting CRIMPFOX 6T die automatically adapts to the connector size.



| | | | | | |
|-----------|--------------------------|--------------------|---------|--------------------|---------|
| Type | Order no. | CRIMPFOX 6 | 1212034 | CRIMPFOX 6T | 1212037 |
| Conductor | [mm ²] / AWG | 0.25 – 6 / 24 – 10 | | 0.25 – 6 / 20 – 10 | |

Accessories

| | | | | |
|-----------|-----------------------|---------|------------------------|---------|
| Spare die | CRIMPFOX 6/DIE | 1212035 | CRIMPFOX 6T/DIE | 1212298 |
|-----------|-----------------------|---------|------------------------|---------|

The self-adjusting die with front conductor entry of the crimping pliers automatically adapts to the connector size and is impressive due to a fast and reliable contact processing.



| | | | | | |
|-----------|--------------------------|----------------------|---------|----------------------|---------|
| Type | Order no. | CRIMPFOX 6S-F | 1212043 | CRIMPFOX 6T-F | 1212038 |
| Conductor | [mm ²] / AWG | 0.5 – 6 / 20 – 10 | | 0.25 – 6 / 20 – 10 | |

Accessories

| | | | | |
|-----------|--------------------------|---------|--------------------------|---------|
| Spare die | CRIMPFOX 6S-F/DIE | 1212285 | CRIMPFOX 6T-F/DIE | 1212297 |
|-----------|--------------------------|---------|--------------------------|---------|

Great importance has been placed on energy-saving work with the compact crimping pliers. The way in which the handles and the die are arranged means that the ferrules can be fitted however the tool is held.



| | | | | | |
|-----------|--------------------------|--------------------|---------|---------------------|---------|
| Type | Order no. | CRIMPFOX 6H | 1212046 | CRIMPFOX 10S | 1212045 |
| Conductor | [mm ²] / AWG | 0.14 – 6 / 25 – 10 | | 0.14 – 10 / 25 – 7 | |

The crimping pliers help in processing ferrules up to 50 mm². The ergonomically formed handles and the optimized mechanical transmission ensure optimum hold and reduce the force needed by 25%.



| | | | | | |
|-----------|--------------------------|---------------------|---------|---------------------|---------|
| Type | Order no. | CRIMPFOX 25R | 1212039 | CRIMPFOX 50R | 1212041 |
| Conductor | [mm ²] / AWG | 10 – 25 / 8 – 4 | | 35 – 50 / 2 – 1 | |

Accessories

| | | | | |
|-----------|-------------------------|---------|-------------------------|---------|
| Spare die | CRIMPFOX 25R/DIE | 1212040 | CRIMPFOX 50R/DIE | 1212042 |
|-----------|-------------------------|---------|-------------------------|---------|

CRIMPFOX crimping tools



Crimping pliers for insulated cable lugs and connectors

A color marking on the die clearly allocates the cross-section of the CRIMPFOX RCI pliers. The precisely manufactured dies provide a uniformly high quality during the contact processing.



| | | | | | | | |
|--------------------|--------------------------|---------------------------|---------|-----------------------------|---------|---------------------------|---------|
| Type | Order no. | CRIMPFOX-RCI 1 | 1212055 | CRIMPFOX-RCI 2,5 | 1212053 | CRIMPFOX-RCI 6 | 1212057 |
| Conductor | [mm ²] / AWG | 0.14 – 1 / 26 – 18 | | 0.75 – 2.5 / 20 – 14 | | 0.75 – 6 / 20 – 10 | |
| Accessories | | | | | | | |
| Spare die | | CRIMPFOX-RCI 1/DIE | 1212056 | CRIMPFOX-RCI 2,5/DIE | 1212054 | CRIMPFOX-RCI 6/DIE | 1212058 |

The CRIMPFOX-RCI 6-1 is suitable for the asymmetrical crimping of insulated cable lugs and connectors.



| | | | | | | | |
|--------------------|--------------------------|-----------------------------|---------|--|--|--|--|
| Type | Order no. | CRIMPFOX-RCI 6-1 | 1212059 | | | | |
| Conductor | [mm ²] / AWG | 0.75 – 6 / 20 – 10 | | | | | |
| Accessories | | | | | | | |
| Spare die | | CRIMPFOX-RCI 6-1/DIE | 1212290 | | | | |



Crimping pliers for non-insulated cable lugs and tube lugs

The CRIMPFOX-RC is characterized by its compact and light design. The conductor entry is lateral. Three labeled die stations serve for precise processing of the relevant cross-sections.



| | | | | | | | |
|--------------------|--------------------------|----------------------------|---------|---------------------------|---------|---------------------------|---------|
| Type | Order no. | CRIMPFOX-RC 2,5 | 1212063 | CRIMPFOX-RC 10 | 1212061 | CRIMPFOX-RC 25 | 1212065 |
| Conductor | [mm ²] / AWG | 0.75 – 2.5 / 20 – 14 | | 4 – 10 / 12 – 8 | | 10 – 25 / 8 – 4 | |
| Accessories | | | | | | | |
| Spare die | | CRIMPFOX-RC 2,5/DIE | 1212064 | CRIMPFOX-RC 10/DIE | 1212062 | CRIMPFOX-RC 25/DIE | 1212299 |

The CRIMPFOX-RCT 25-1 serves to process standard tube lugs.



| | | | | | | | |
|--------------------|-----------|----------------------------|---------|--|--|--|--|
| Type | Order no. | CRIMPFOX-RCT 25-1 | 1212066 | | | | |
| Die station | [mm] | 10 – 25 / 8 – 4 | | | | | |
| Accessories | | | | | | | |
| Spare die | | CRIMPFOX-RCT 25/DIE | 1212300 | | | | |

CRIMPFOX crimping tools



Crimping pliers for non-insulated slip-on sleeves

The CRIMPFOX-SC... serves to process non-insulated flat connectors and slip-on sleeves up to 6 mm². The marked die stations ensure precise processing. The CRIMPFOX-SC 6L serves as an additional positioning aid.

| | | | | | | | |
|---|---|--|---|---|---|--------------------------|---------|
|  |  |  |  |  |  | | |
| Type | Order no. | CRIMPFOX-SC 1,5 | 1212048 | CRIMPFOX-SC 6 | 1212050 | CRIMPFOX-SC 6L | 1212052 |
| Conductor | [mm ²] / AWG | 0.1 – 1.5 / 26 – 16 | | 0.5 – 6 / 22 – 10 | | 0.5 – 6 / 22 – 10 | |
| Accessories | | | | | | | |
| Spare die | | CRIMPFOX-SC 1,5/DIE | 1212049 | CRIMPFOX-SC 6/DIE | 1212051 | CRIMPFOX-SC 6/DIE | 1212051 |



Crimping pliers for turned contacts











The CRIMPFOX-TC... are crimping pliers for processing turned contacts up to 10 mm². The integrated locator serves in accurate positioning of the contacts with pin diameter of 1.6, 2.5 and 4 mm in the die.

| | | | | | |
|---|---|--|---|---------------------------|---------|
|  |  |  |  | | |
| Type | Order no. | CRIMPFOX-TC 4 | 1212113 | CRIMPFOX-TC 10 | 1212114 |
| Conductor | [mm ²] / AWG | 0.5 – 4 / 22 – 12 | | 4 – 10 / 12 – 8 | |
| Accessories | | | | | |
| Spare die | | CRIMPFOX-TC 4/DIE | 1212295 | CRIMPFOX-TC 10/DIE | 1212296 |



Crimping pliers for coaxial connectors

The CRIMPFOX-CX... are crimping pliers for processing coaxial connectors. Equipped with a pressure lock, the pliers provide uniformly high quality crimping.
See page 15 for 2 and 3-stage stripping tools.

| | | | | | | | |
|---|---|--|---|---|---|-----------------------------|---------|
|  |  |  |  |  |  | | |
| Type | Order no. | CRIMPFOX-CX 4,52 | 1212094 | CRIMPFOX-CX 6,48 | 1212095 | CRIMPFOX-CX 9,14 | 1212096 |
| Hexagonal wrench width | | 1.69 / 3.25 / 4.52 | | 1.69 / 5.41 / 6.48 | | 1.73 / 8.23 / 9.14 | |
| Die stations 1 / 2 / 3 | [mm] | | | | | | |
| Accessories | | | | | | | |
| Spare die | | CRIMPFOX-CX 4,52/DIE | 1212284 | CRIMPFOX-CX 6,48/DIE | 1212286 | CRIMPFOX-CX 9,14/DIE | 1212293 |
|  |  |  |  | | | | |
| Type | Order no. | CRIMPFOX-CX 10,54 | 1212097 | CRIMPFOX-CX 10,90 | 1212098 | | |
| Hexagonal wrench size | | 2.54 / 10.54 | | 2.54 / 10.90 | | | |
| Die stations 1 / 2 | [mm] | | | | | | |
| Accessories | | | | | | | |
| Spare die | | CRIMPFOX-CX 10,54/DIE | 1212291 | CRIMPFOX-CX 10,90/DIE | 1212292 | | |

CRIMPFOX crimping tools



Crimping pliers for FO connectors

The CRIMPFOX-FO serves to process FO connectors. The five marked die stations facilitate precise processing of different contact sizes.



| | | | |
|-----------------------|-----------|---------------------------------|---------|
| Type | Order no. | CRIMPFOX-FO 5,41 | 1212099 |
| Hexagonal wrench size | | | |
| Die stations 1 – 5 | [mm] | 3.25 / 3.84 / 4.52 / 5.0 / 5.41 | |
| Accessories | | | |
| Spare die | | CRIMPFOX-FO 5,41/DIE | 1212294 |



Crimping pliers for D-SUB contacts

The CRIMPFOX-D SUB crimping pliers with integrated contact processes high density and standard contacts of 0.08 – 0.5 mm².



| | | | |
|--------------------|--------------------------|----------------------------|---------|
| Type | Order no. | CRIMPFOX-DSUB 5 | 1212111 |
| Conductor | [mm ²] / AWG | 0.08 – 0.5 / 28 – 22 | |
| Accessories | | | |
| Spare die | | CRIMPFOX-DSUB 5/DIE | 1212287 |



Crimping pliers for crimp snap-in contacts

The CRIMPFOX MT 2,5 is designed for the following Phoenix Contact contacts from the COMBICON product range:

- 3190564 MSTBC-MT 0,5-1,0
- 3190551 MSTBC-MT 1,5-2,5
- 3190577 ICC-MT 0,5-1,0
- 3190580 ICC-MT 1,5-2,5
- 3190438 STG-MTN 0,5-1,0
- 3190506 STG-MTN 1,5-2,5



| | | | |
|--------------------|--------------------------|----------------------------|---------|
| Type | Order no. | CRIMPFOX MT 2,5 | 1204038 |
| Conductor | [mm ²] / AWG | 0.5 – 2.5 / 20 – 12 | |
| Accessories | | | |
| Spare die | | CRIMPFOX MT 2,5 DIE | 1208050 |

Crimping pliers for solar connectors

The CRIMPFOX-SR 6... helps in processing solar connectors MC3 and MC4 from Multi-Contact and the SOLARLOK connectors from Tyco. Integrated locators ensure easy processing with optimum crimping results.



| | | | | | | | |
|---------------------|--------------------|------------------------|---------|------------------------|---------|------------------------|---------|
| Type | Order no. | CRIMPFOX-SR 6-1 | 1212467 | CRIMPFOX-SR 6-2 | 1212468 | CRIMPFOX-SR 6-3 | 1212469 |
| Conductor | [mm ²] | 2.5 – 6 | | 2.5 – 6 | | 2.5 – 6 | |
| for solar connector | | MC3 | | MC4 | | SOLARLOK | |

CRIMPFOX crimping tools

Universal pliers for accommodating different crimp inserts

An excellent feature of the CRIMPFOX-M crimping pliers is the quick replacement of crimp inserts without the use of tools. The large number of inserts makes it a space-saving universal tool for all applications.






| Type | Order no. | CRIMPFOX-M | 1212072 | CRIMPFOX-M SET | 1212093 |
|--|-----------|--------------------------|---------|---|-------------------------------|
| | | Basic pliers without die | | Contents: CRIMPFOX and dies 1212074, 1212079, 1212080, 1212081 | |
| Accessories | | | | | |
| Die, for ferrules | | | | | |
| 0.25 – 10 mm ² | | CRIMPFOX-M 10/DIE | 1212080 | CRIMPFOX-M 10/DIE | 1212080 (included in the set) |
| 16 – 25 mm ² | | CRIMPFOX-M 25/DIE | 1212081 | CRIMPFOX-M 25/DIE | 1212081 (included in the set) |
| 35 – 50 mm ² | | CRIMPFOX-M 50/DIE | 1212082 | CRIMPFOX-M 50/DIE | 1212082 |
| Die, for insulated cable lugs | | | | | |
| 0.5 – 1.5 mm ² and 1.5 – 2.5 mm ² | | CRIMPFOX-M RCI 2,5/DIE | 1212074 | CRIMPFOX-M RCI 2,5/DIE | 1212074 (included in the set) |
| 0.1 – 0.4 mm ² and 4 – 6 mm ² | | CRIMPFOX-M RCI 6/DIE | 1212073 | CRIMPFOX-M RCI 6/DIE | 1212073 |
| Die, for non-insulated cable lugs | | | | | |
| 0.75 – 2.5 mm ² | | CRIMPFOX-M RC 2,5/DIE | 1212078 | CRIMPFOX-M RC 2,5/DIE | 1212078 |
| 0.5 – 6 mm ² | | CRIMPFOX-M RC 6/DIE | 1212079 | CRIMPFOX-M RC 6/DIE | 1212079 (included in the set) |
| 4 – 10 mm ² | | CRIMPFOX-M RC 10/DIE | 1212077 | CRIMPFOX-M RC 10/DIE | 1212077 |
| Die, for non-insulated slip-on sleeves | | | | | |
| 0.1 – 1 mm ² | | CRIMPFOX-M SC 1/DIE | 1212083 | CRIMPFOX-M SC 1/DIE | 1212083 |
| 0.5 – 2.5 mm ² | | CRIMPFOX-M SC 2,5/DIE | 1212084 | CRIMPFOX-M SC 2,5/DIE | 1212084 |
| 0.5 – 6 mm ² | | CRIMPFOX-M SC 6/DIE | 1212085 | CRIMPFOX-M SC 6/DIE | 1212085 |
| Die, for turned contacts | | | | | |
| 2.5 – 4.0 mm ² / cross-section 0.14 – 4 mm ² | | CRIMPFOX-M TC 4/DIE | 1212075 | CRIMPFOX-M TC 4/DIE | 1212075 |
| 4.0 mm ² / cross-section 6 – 10 mm ² | | CRIMPFOX-M TC 10/DIE | 1212076 | CRIMPFOX-M TC 10/DIE | 1212076 |
| Die, for coaxial connectors | | | | | |
| RG 174, RG 179, BNC, TNC | | CRIMPFOX-M CX 1/DIE | 1212087 | CRIMPFOX-M CX 1/DIE | 1212087 |
| RG 58, RG 59, RG 62, RG 71, BNC, TNC | | CRIMPFOX-M CX 2/DIE | 1212088 | CRIMPFOX-M CX 2/DIE | 1212088 |
| CATV RG 6,59 | | CRIMPFOX-M CX 3/DIE | 1212089 | CRIMPFOX-M CX 3/DIE | 1212089 |
| Die, for unshielded RJ45 connectors | | | | | |
| | | CRIMPFOX-M RJ45/DIE | 1212090 | CRIMPFOX-M RJ45/DIE | 1212090 |
| Die, for unshielded RJ11 connectors | | | | | |
| | | CRIMPFOX-M RJ11/DIE | 1212091 | CRIMPFOX-M RJ11/DIE | 1212091 |
| Die, for shrink butt connectors | | | | | |
| 0.1 – 0.4 mm ² and 4 – 6 mm ² | | CRIMPFOX-M HS-1/DIE | 1212282 | CRIMPFOX-M HS-1/DIE | 1212282 |
| Die, for solar connector | | | | | |
| MC3, Multi-Contact, 2.5 – 6 mm ² | | CRIMPFOX M SR 6-1/DIE | 1212471 | CRIMPFOX M SR 6-1/DIE | 1212471 |
| MC4, Multi-Contact, 2.5 – 6 mm ² | | CRIMPFOX M SR 6-2/DIE | 1212472 | CRIMPFOX M SR 6-2/DIE | 1212472 |
| SOLARLOK, Tyco, 2.5 – 6 mm ² | | CRIMPFOX M SR 6-3/DIE | 1212473 | CRIMPFOX M SR 6-3/DIE | 1212473 |

CRIMPFOX crimping tools

Universal pliers for accommodating different crimp inserts

The wide variety of dies makes the CRIMPFOX-C... universal crimping pliers up to 120 mm². Easy fold back jaw holders allow quick replacement of dies. A mechanical drive system minimizes the force needed.



| Type | Order no. | CRIMPFOX-C50 | 1212340 | CRIMPFOX-C120 | 1212318 |
|---|-----------|---------------------------|---------|-----------------------------|---------|
| Accessories: Die combinations for ferrules  | | | | | |
| Upper part of die | | | | | |
| 50 mm ² , 70 mm ² | | | | CRIMPFOX-C120 AI 70/M-DIE | 1212335 |
| 95 mm ² | | | | CRIMPFOX-C120 AI 95/M-DIE | 1212336 |
| Lower part of die | | | | | |
| 50 mm ² | | | | CRIMPFOX-C120 AI 50/F-DIE | 1212337 |
| 70 mm ² | | | | CRIMPFOX-C120 AI 70/F-DIE | 1212338 |
| 95 mm ² | | | | CRIMPFOX-C120 AI 95/F-DIE | 1212339 |
| Accessories: Die combinations for non-insulated cable lugs  | | | | | |
| Upper part of die | | | | | |
| 6 – 35 mm ² | | CRIMPFOX-C50 RC 35/M-DIE | 1212343 | | |
| 6 – 70 mm ² | | | | CRIMPFOX-C120 RC 70/M-DIE | 1212331 |
| Lower part of die | | | | | |
| 25 mm ² | | CRIMPFOX-C50 RC 25/F-DIE | 1212344 | | |
| 35 mm ² | | CRIMPFOX-C50 RC 35/F-DIE | 1212345 | | |
| 10, 16, 25, 35 mm ² | | | | CRIMPFOX-C120 RC 35/F-DIE | 1212332 |
| 6, 50 mm ² | | | | CRIMPFOX-C120 RC 50/F-DIE | 1212333 |
| 10, 70 mm ² | | | | CRIMPFOX-C120 RC 70/F-DIE | 1212334 |
| Accessories: Die pair for insulated cable lugs  | | | | | |
| 10 mm ² | | CRIMPFOX-C50 RCI 10/DIE | 1212346 | CRIMPFOX-C120 RCI 10/DIE | 1212327 |
| 16 mm ² | | CRIMPFOX-C50 RCI 16/DIE | 1212347 | CRIMPFOX-C120 RCI 16/DIE | 1212328 |
| 25 mm ² | | CRIMPFOX-C50 RCI 25/DIE | 1212348 | CRIMPFOX-C120 RCI 25/DIE | 1212329 |
| 35 mm ² | | | | CRIMPFOX-C120 RCI 35/DIE | 1212330 |
| Accessories: Die pair for copper tube lugs  | | | | | |
| 35 mm ² | | CRIMPFOX-C50 RCT 35-1/DIE | 1212341 | | |
| 16, 35 mm ² | | | | CRIMPFOX-C120 RCT 35-1/DIE | 1212320 |
| 50 mm ² | | CRIMPFOX-C50 RCT 50-1/DIE | 1212342 | | |
| 25, 50 mm ² | | | | CRIMPFOX-C120 RCT 50-1/DIE | 1212321 |
| 10, 70 mm ² | | | | CRIMPFOX-C120 RCT 70-1/DIE | 1212319 |
| 95 mm ² | | | | CRIMPFOX-C120 RCT 95-1/DIE | 1212322 |
| 120 mm ² | | | | CRIMPFOX-C120 RCT 120-1/DIE | 1212323 |
| Accessories: Pre-round die pair for sector cable | | | | | |
| 25, 35 mm ² | | CRIMPFOX-C50 R25-35/DIE | 1212349 | | |
| 35, 50 mm ² | | CRIMPFOX-C50 R35-50/DIE | 1212350 | | |
| 50, 70 mm ² | | CRIMPFOX-C50 R50-70/DIE | 1212351 | | |
| 25, 50 mm ² | | | | CRIMPFOX-C120 R25-50/DIE | 1212324 |
| 35, 70 mm ² | | | | CRIMPFOX-C120 R35-70/DIE | 1212325 |
| 95 mm ² | | | | CRIMPFOX-C120 R95/DIE | 1212326 |

CRIMPFOX – The right connectors for the CRIMPFOX series

Ferrules with and without insulating collar

Ferrules from Phoenix Contact are available in different versions and color codes with and without plastic sleeves. All the versions are CSA-certified.

| | | | | |
|--|---|---|---|---|
| |  |  |  |  |
| Description | Ferrules | Ferrules | Ferrules XL | TWIN ferrules |
| Version [mm ²] / AWG | 0.25 – 35 / 24 – 2 according to DIN 46228-1 | 0.25 – 120 / 24 – 5 according to DIN 46228-4/NF C 63-023 | 1.5 – 16 / 16 – 6 large insulating collar diameter | 2 x 0.5 – 2 x 16 / 2 x 20 – 2 x 6 large insulating collar diameter |
| Color | silver colored | various color codes | various colors | various colors |
| For more technical data and drawings, see www.phoenixcontact.net/catalog | | | | |

Ring and fork-type cable lugs

The ring and fork-type cable lugs have a hard-soldered neck and attain maximum conductor pull-out forces in connection with the CRIMPFOX RC/...RCI pliers.

| | | | | |
|--|---|---|---|---|
| |  |  |  |  |
| Description | Ring cable lugs | Ring cable lugs | Fork-type cable lugs | Fork-type cable lugs |
| Version [mm ²] / AWG | 1 – 240 / 18 – 500 | 1.5 – 10 / 16 – 8 | 1.5 – 6 / 16 – 10 | 1.5 – 6 / 16 – 10 |
| Color | silver colored | various colors | silver colored | various colors |
| For more technical data and drawings, see www.phoenixcontact.net/catalog | | | | |

Slip-on sleeves and distributors, flat connectors

- EASY ENTRY – easy and safe conductor entry
- Hard-soldered crimping zone for maximum pull-out forces
- Electrolytically tin-plated
- Halogen-free

| | | | | |
|--|---|---|---|---|
| |  |  |  |  |
| Description | Flat connectors | Flat connectors | Slip-on sleeves/insulated | Slip-on sleeves/distributors |
| Version [mm ²] / AWG | 1.5 – 2.5 / 16 – 14 | 1.5 – 6 / 16 – 10 | 1 – 6 / 18 – 10 | 1.5 – 6 / 16 – 10 |
| Color | silver colored | various colors | various colors | various colors |
| For more technical data and drawings, see www.phoenixcontact.net/catalog | | | | |

Flat pin and pin cable lugs, butt connectors

- EASY ENTRY – easy and safe conductor entry
- Hard-soldered crimping zone for maximum pull-out forces
- Electrolytically tin-plated
- Halogen-free

| | | | | |
|--|---|---|---|---|
| |  |  |  |  |
| Description | Flat pin cable lugs | Flat pin cable lugs | Pin cable lugs | Butt connectors |
| Version [mm ²] / AWG | 0.5 – 6 / 20 – 10 | 1.5 – 6 / 16 – 10 | 1.5 – 6 / 16 – 10 | 0.5 – 6 / 20 – 10 |
| Color | various colors | various colors | various colors | various colors |
| For more technical data and drawings, see www.phoenixcontact.net/catalog | | | | |

Tool and crimping sets



TOOL DATA SET

Order no. 1208856

Set for cutting, stripping and crimping

consisting of:

- Cable cutter for copper and aluminum with a diameter up to 12 mm, CUTFOX 12
- Stripping tool for stripping multicore signal, control and glass fiber wires of 2.5–11 mm diameter; WIREFOX-D11
- Basic pliers for accommodating dies for different contact types, CRIMPFOX-M
- Die for CRIMPFOX-M, for unshielded RJ45 connectors



TOOL SET ALLROUND 2

Order No 1208843

Set for cutting, stripping and crimping

consisting of:

- Cable cutter for copper and aluminum with a diameter up to 12 mm, CUTFOX 12
- Stripping tool for conductors and cables 0.02–10 mm², WIREFOX 10
- Crimping pliers for ferrules for of 0.14–10 mm², CRIMPFOX 10S



TOOL SET ALLROUND 3

Order No 1208953

Set for stripping, crimping and screwing

consisting of:

- Stripping tool for conductors and cables 0.02–10 mm², WIREFOX 10
- Crimping pliers with integrated pressure lock for ferrules of 0.5–6 mm², with self-aligned die, insertion from the front, CRIMPFOX 6S-F
- Ferrules, 50 pcs. each:
 - Al 0,5-8 WH
 - Al 2,5-8 BU
- Ferrules, 100 pcs. each:
 - Al 0,75-8 GY
 - Al 1-8 RD
 - Al 1,5-8 BK
- Screwdriver for slotted-head screws, SZF 1-0,6X3,5



TOOL-KIT STANDARD

Order no. 1212422

Set for cutting, stripping, crimping and screwing

consisting of:

- Front cable cutter for copper and aluminum with a diameter up to 18 mm (up to 50 mm²) CUTFOX 18
- Stripping tool for stripping wires of 4.5–40 mm of diameter with insulating thickness up to 4.5 mm WIREFOX-D 40
- Stripping pliers for stripping of conductors and cables of 0.02–10 mm² WIREFOX 10
- Crimping pliers for ferrules with self-aligned die, front conductor entry and unlockable pressure lock CRIMPFOX 6S-F
- Screwdriver SZF 1-0,6X3,5



CRIMPSET 6

Order no. 1202072

Assortment box, metal

consisting of:

- Ferrules in accordance with DIN 46228-4: 1990-09, CSA-certified
 - 500 pcs. each:
 - Al 0,25-6 YE
 - Al 0,34-6 TQ
 - Al 0,5-8 WH
 - Al 0,75-8 GY
 - Al 1-8 RD
 - Al 1,5-8 BK
 - 300 pcs.:
 - Al 2,5-8 BU
 - 200 pcs.:
 - Al 4-10 GY
 - 100 pcs.:
 - Al 6-12 YE
- Stripping tool for wires and conductors up to 6 mm²
- Crimping pliers with integrated pressure lock for ferrules of 0.5–6 mm², insertion from the front



AI SORTI BOX RD

Order no. 3202960

Assortment box, red

consisting of:

- Ferrules in accordance with DIN 46228-4, CSA-certified
 - 50 pcs. each:
 - Al 0,5-8 WH, Al 2,5-8 BU
 - 100 pcs. each:
 - Al 0,75-8 GY, Al 1-8 RD, Al 1,5-8 BK

For more assortment boxes, see www.phoenixcontact.net/catalog

Tool sets

Universal tool sets for easy on-site use, with cutting, isolating and test tools from the TOOL fox range. The pouches are made of rugged and sturdy material.



| Type | Order no. | TOOL-WRAP | 1212505 |
|--|-----------|------------------------|--|
| Tool wrap, equipped with one of the following tools: | | CUTFOX 16 VDE | Cable cutter for copper and aluminum conductors, VDE-tested |
| | | CUTFOX-S VDE | Diagonal cutter for copper and aluminum conductors, VDE-tested |
| | | PROFIPOL | Voltage tester, for DC and AC voltages of 6 V to 400 V, IP65 |
| | | SZK PH0 | Screwdriver, suitable for Phillips recess screws, size: 0 |
| | | SZK PH1 | Screwdriver, suitable for Phillips recess screws, size: 1 |
| | | SZK PH2 | Screwdriver, suitable for Phillips recess screws, size: 2 |
| | | SZS 0,4X2,5 | Screwdriver, flat, blade: 0.4 x 2.5 x 80 mm, length: 161 mm |
| | | SZS 0,5X3,0 | Screwdriver, flat, blade: 0.5 x 3.0 x 100 mm, length: 181 mm |
| | | SZS 1,0X4,0 | Screwdriver, flat, blade: 1.0 x 4.0 x 100 mm, length: 198 mm |
| | | SZS 1,0X6,5 | Screwdriver, flat, blade: 1.0 x 6.5 x 150 mm, length: 248 mm |
| | | UNIFOX-C VDE | Combination pliers, VDE design |
| | | UNIFOX-P VDE | Needle-nose pliers, VDE design |
| | | TOOL-WRAP EMPTY | Tool wrap |
| Tool wrap, empty | | TOOL-WRAP EMPTY | 1212501 |



| Type | Order no. | TOOL-BAG | 1212504 |
|---|------------------|-----------------------|---|
| Tool bag, with laptop and document compartment, equipped with one of the following tools: | | AI SORTI BOX RD | Assortment box, with ferrules per 50 pieces: AI 0,5-8 WH, AI 2,5-8 BU, per 100 pieces: AI 0,75-8 GY, AI 1-8 RD, AI 1,5-8 BK |
| | | CRIMPFOX-M SET | Crimping pliers set |
| | | CUTFOX 25 VDE | Cable cutter for copper and aluminum conductors, VDE-tested |
| | | CUTFOX-S VDE | Diagonal cutter for copper and aluminum conductors, VDE-tested |
| | | DUSPOL EXPERT | Voltage tester, for DC and AC voltages of 12 V to 690 V, /750 V DC, IP64 |
| | | SZK PH0 | Screwdriver, suitable for Phillips recess screws, size: 0 |
| | | SZK PH1 | Screwdriver, suitable for Phillips recess screws, size: 1 |
| | | SZK PH2 | Screwdriver, suitable for Phillips recess screws, size: 2 |
| | | SZS 0,4X2,5 | Screwdriver, flat, blade: 0.4 x 2.5 x 80 mm, length: 161 mm |
| | | SZS 0,5X3,0 | Screwdriver, flat, blade: 0.5 x 3.0 x 100 mm, length: 181 mm |
| | | SZS 1,0X4,0 | Screwdriver, flat, blade: 1.0 x 4.0 x 100 mm, length: 198 mm |
| | | SZS 1,0X6,5 | Screwdriver, flat, blade: 1.0 x 6.5 x 150 mm, length: 248 mm |
| | | UNIFOX-C VDE | Combination pliers, VDE design |
| | | UNIFOX-P VDE | Needle-nose pliers, VDE design |
| | | UNIFOX-WP | Water pump pliers |
| | | USS 4 | Control cabinet key, made of metal, for all common control cabinets |
| | | WIREFOX 10 | Stripping tool, for lines and conductors from 4 – 16 mm ² , stripping length of up to 18 mm |
| | | WIREFOX-D 40 | Stripping tool, for stripping lines of 4.5 - 40 mm, insulation strength up to 4.5 mm |
| | | TOOL-BAG EMPTY | Tool bag, with document and laptop compartment |
| | | Cutter knife | Gray |
| | Tape measure 3 m | | |
| Tool bag, empty | | TOOL-BAG EMPTY | 1212500 |

Tool sets



| Type | Order no. | TOOL-CARRIER | 1212503 |
|---|------------------|---------------------------|--|
| Tool carrier, equipped with one of the following tools: | | CRIMPFOX-M | Basic pliers, for accommodating dies for a wide range of contact types |
| | | CRIMPFOX-M 10/DIE | Die, for Crimpfox-M, for ferrules 0.25 - 10 mm ² , serial storage box |
| | | CUTFOX 18 | Cable cutter for copper and aluminum conductors |
| | | CUTFOX-S VDE | Diagonal cutter for copper and aluminum conductors, VDE-tested |
| | | PROFIPOL | Voltage tester, for DC and AC voltages of 6 V to 400 V, IP65 |
| | | SZK PH0 | Screwdriver, suitable for Phillips recess screws, size: 0 |
| | | SZK PH1 | Screwdriver, suitable for Phillips recess screws, size: 1 |
| | | SZK PH2 | Screwdriver, suitable for Phillips recess screws, size: 2 |
| | | SZS 0,4X2,5 | Screwdriver, flat, blade: 0.4 x 2.5 x 80 mm, length: 161 mm |
| | | SZS 0,5X3,0 | Screwdriver, flat, blade: 0.5 x 3.0 x 100 mm, length: 181 mm |
| | | SZS 1,0X4,0 | Screwdriver, flat, blade: 1.0 x 4.0 x 100 mm, length: 198 mm |
| | | SZS 1,0X6,5 | Screwdriver, flat, blade: 1.0 x 6.5 x 150 mm, length: 248 mm |
| | | UNIFOX-CE VDE | Combination pliers, angled, VDE design |
| | | UNIFOX-P VDE | Needle-nose pliers, VDE design |
| | | UNIFOX-WP | Water pump pliers |
| | | USS 4 | Control cabinet key, made of metal, for all common control cabinets |
| | | WIREFOX 10 VDE | Stripping pliers, for stripping conductors of up to 10 mm ² |
| | | WIREFOX-D 13 | Stripping tool, for stripping lines of 8 - 13 mm |
| | | WIREFOX-D 28 | Stripping tool, for stripping lines of 8 - 28 mm |
| | | TOOL-CARRIER EMPTY | Tool carrier |
| | Cutter knife | Gray | |
| | Tape measure 3 m | | |
| Tool carrier, empty | | TOOL-CARRIER EMPTY | 1212499 |



| Type | Order no. | TOOL-BELTPOUCH | 1212506 | |
|--|------------------------|----------------------|---|---------|
| Tool belt pouch, equipped with one of the following tools: | | CUTFOX 18 | Cable cutter for copper and aluminum conductors | |
| | | CUTFOX-S VDE | Diagonal cutter for copper and aluminum conductors, VDE-tested | |
| | | PROFIPOL | Voltage tester, for DC and AC voltages of 6 V to 400 V, IP65 | |
| | | SZK PH1 | Screwdriver, suitable for Phillips recess screws, size: 1 | |
| | | SZK PH2 | Screwdriver, suitable for Phillips recess screws, size: 2 | |
| | | SZS 0,5X3,0 | Screwdriver, flat, blade: 0.5 x 3.0 x 100 mm, length: 181 mm | |
| | | SZS 1,0X4,0 | Screwdriver, flat, blade: 1.0 x 4.0 x 100 mm, length: 198 mm | |
| | | SZS 1,0X5,5 | Screwdriver, flat, blade: 1.0 x 5.5 x 125 mm, length: 223 mm | |
| | | UNIFOX-CE VDE | Combination pliers, angled, VDE design | |
| | | USS 4 | Control cabinet key, made of metal, for all common control cabinets | |
| | | WIREFOX-D 13 | Stripping tool, for stripping lines of 8 - 13 mm | |
| | | TOOL-BELTPOUCH EMPTY | Tool belt pouch | |
| | | Tape measure 3 m | | |
| | Tool belt pouch, empty | | TOOL-BELTPOUCH EMPTY | 1212502 |

SCREWFOX

Screwdriver and torque screwdriver

The screwdrivers from Phoenix Contact are adapted optimally to the terminal block screws. This and ergonomically designed handles facilitate the transmission of the required torques with adequate force. Finely adjustable torque and battery-powered screwdrivers round off the product range.



Maximum force transfer

Dual-component handles and handles with good grip ensure an optimum hold, thus making work fatigue-free.



Precise torque

The finely adjustable torque allows to customize various screw sizes optimally and ensures constant torque any time.



Battery-powered screwdriver

The extremely accurate battery-powered torque screwdriver, ASD 21 is the ideal one-hand tool for effectively connecting conductors to screw connections.

SCREWFOX screwdriver tools

Screwdriver to actuate spring and quick connection terminal blocks

In addition to their standard applications, the screwdrivers of the SZF series are also suitable for actuating the modular terminal blocks of the ST... and QTC... series.



| Type | Order no. | | |
|---|----------------------|---------|----------------------|
| Blade: 0.4 x 2.5 x 75 mm, length: 156 mm | SZF 0-0,4X2,5 | 1204504 | |
| Blade: 0.6 x 3.5 x 100 mm, length: 181 mm | SZF 1-0,6X3,5 | 1204517 | ST-BW 1207608 |
| Blade: 0.8 x 4.0 x 100 mm, length: 198 mm | SZF 2-0,8X4,0 | 1204520 | |
| Blade: 1.0 x 5.5 x 150 mm, length: 248 mm | SZF 3-1,0X5,5 | 1206612 | |

Flat-bladed screwdriver, VDE flat-bladed screwdriver

Screwdrivers from Phoenix Contact with their blades ensure a large bearing surface in the screw head. Only in this way can the required torque be achieved.



| Type | Order no. | | |
|---|--------------------|---------|----------------------------|
| Blade: 0.4 x 2.0 x 60 mm, length: 157 mm | SZS 0,4X2,0 | 1205202 | |
| Blade: 0.6 x 3.5 x 100 mm, length: 181 mm | SZS 0,6X3,5 | 1205053 | |
| Blade: 1.0 x 5.5 x 150 mm, length: 248 mm | | | SZS 0,4X2,5 1205037 |
| Blade: 0.4 x 2.5 x 75 mm, length: 156 mm | | | SZS 0,5X3,0 1207404 |
| Blade: 1.0 x 5.5 x 150 mm, length: 248 mm | | | SZS 0,6X2,5 1205040 |
| Blade: 0.4 x 2.5 x 75 mm, length: 156 mm | | | SZS 1,0X4,0 1205066 |
| Blade: 1.0 x 5.5 x 150 mm, length: 248 mm | | | SZS 1,0X5,5 1209114 |
| Blade: 0.4 x 2.5 x 75 mm, length: 156 mm | | | SZS 1,0X6,5 1205079 |
| Blade: 1.0 x 5.5 x 150 mm, length: 248 mm | | | SZS 1,2X8,0 1205082 |

VDE screwdriver for test socket screws

The SZG ... screwdrivers are ideal for slip-free and safe drive of the test socket screws with 2.3 und 4 mm diameter.



| Type | Order no. | | |
|---|--------------------|---------|--|
| Blade: 0.6 x 3.5 x 100 mm, length: 198 mm | SZG 0,6X3,5 | 1205121 | |
| Blade: 0.9 x 6.5 x 175 mm, length: 287 mm | SZG 0,9X6,5 | 1205134 | |

VDE Phillips screwdrivers with Phillips and Pozidriv drive



The VDE protection-insulated screwdrivers for Phillips screws are available in the Pozidriv / Supadriv and Phillips recess versions.





| Type | Order no. | | |
|------------------------------------|----------------|---------|------------------------|
| Size: PZ0 x 80 mm, length: 161 mm | SZK PZ0 | 1206447 | |
| Size: PZ1 x 80 mm, length: 161 mm | SZK PZ1 | 1206450 | |
| Size: PZ2 x 100 mm, length: 205 mm | SZK PZ2 | 1206463 | |
| Size: PH0 x 80 mm, length: 161 mm | | | SZK PH0 1205147 |
| Size: PH1 x 80 mm, length: 161 mm | | | SZK PH1 1205150 |
| Size: PH2 x 100 mm, length: 205 mm | | | SZK PH2 1205163 |

SCREWFOX screwdriver tools




Screwdriver sets

| | | | | | |
|-------------|-----------|---|---------|--|---------|
| | |  | |  | |
| Type | Order no. | SZ SORTI 1 | 1202085 | SZ SORTI 2 | 1202098 |
| Description | | Screwdriver assortment | | Screwdriver assortment | |
| | | consisting of: | | consisting of: | |
| | | SZS 0,4X2,5 | 1205037 | SZS 1,0X4,0 | 1205066 |
| | | SZS 0,6X2,5 | 1205040 | SZS 1,0X6,5 | 1205079 |
| | | SZS 0,6X3,5 | 1205053 | SZG 0,9X6,5 | 1205134 |
| | | SZG 0,6X3,5 | 1205121 | | |


Hexagonal socket wrench and BIT set for hexagon head screws

| | | | |
|--|---|--|---------|
| Socket wrench for tightening hexagon head screws and nuts. Dual-component handles and handles with good grip ensure an optimum hold. |  |  | |
| Type | Order no. | ASD BIT SETHN | 1209952 |
| Wrench size 5.5 mm | SHN 5,5 | Battery-operated screwdriver bit set | |
| Wrench size 8.0 mm | SHN 8 | consisting of: | |
| Wrench size 13 mm | SHN 13 | 1 attachment set each in 5.5 mm, 8 mm, 13 mm adapter to 1/4" | |

VDE socket wrench for hexagonal socket-head screws

| | | | |
|---|---|---|---------|
| With easy-to-handle and wide T-form of the fully insulated hexagonal socket-head Allen wrench, high tightening torques can be achieved. |  |   1000 V AC/ 1500 V DC | |
| Type | Order no. | VDE-ISS 5 | 1203343 |
| Wrench size 5 mm | VDE-ISS 6 | VDE-ISS 6 | 1201934 |
| Wrench size 6 mm | VDE-ISS 8 | VDE-ISS 8 | 1201947 |
| Wrench size 8 mm | | | |

Control cabinet key

| | | | |
|--|---|--------------|---------|
| Universal control cabinet key with the following closures: |  | | |
| <ul style="list-style-type: none"> • 6 mm square • 7 – 8 mm square • 7 – 8 mm triangle • 3 – 5 mm double | | | |
| Type | Order no. | USS 4 | 1203149 |

SCREWFOX screwdriver tools

Torque screw driver with hexagonal fast connection

The extremely accurate torque screw drivers that can be set finely according to EN ISO 6789 are tailored to Phoenix Contact products with screw connection.

- TSD-M 1,2NM 0.3–1.2 Nm
- TSD-M 3NM 1.2–3.0 Nm
- TSD-M 6NM 3.0–6.0 Nm



| | | | | | |
|------|-----------|--------------------|---------|------------------|---------|
| Type | Order no. | TSD-M 1,2NM | 1212224 | TSD-M 6NM | 1212226 |
| Type | Order no. | TSD-M 3NM | 1212225 | | |

Accessories

Tool bits for slotted-head screws

| | | | | | |
|--|---------------------------|---------|---------------------------|---------|--|
| Blade: 0.5 x 3.0 mm, length: 50 mm, tough but flexible | ASD BIT 0,5X3,0X50 | 1203961 | ASD BIT 0,5X3,0X50 | 1203961 | |
| Blade: 0.6 x 3.5 mm, length: 50 mm, tough but flexible | ASD BIT 0,6X3,5X50 | 1203974 | ASD BIT 0,6X3,5X50 | 1203974 | |
| Blade: 0.6 x 3.5 mm, length: 70 mm, tough but flexible | ASD BIT 0,6X3,5X70 | 1203987 | ASD BIT 0,6X3,5X70 | 1203987 | |
| Blade: 0.8 x 4.0 mm, length: 50 mm, tough but flexible | ASD BIT 0,8X4,0X50 | 1203990 | ASD BIT 0,8X4,0X50 | 1203990 | More tool bits |
| Blade: 1.0 x 5.5 mm, length: 50 mm, tough but flexible | ASD BIT 1,0X5,5X50 | 1204009 | ASD BIT 1,0X5,5X50 | 1204009 | see www.phoenixcontact.net/catalog |

Battery-powered torque screwdriver

The battery-powered screwdriver has the following characteristics:

- Right/Left rotation
- 2-gear transmission
- 21-level coupling with drilling levels of up to 600 rpm
- 6.5 mm hexagon fast connection drill chuck



| | | | | | |
|-------------|-----------|--|---------|---|---------|
| Type | Order no. | ASD 21 | 1208526 | ASD 21 SET 120V | 1208542 |
| | | | | ASD 21 SET 230V | 1208490 |
| Description | | Adjustable from 0.3 – 4.4 Nm Accuracy ± 5% including power pack 1.2 Ah | | consisting of: Battery-powered torque screwdriver incl. power pack Charger 120 V or 230 V Bits and user manual Aluminum case | |

Accessories

Tool bits for slotted-head screws

| | | | | | |
|--|----------------------------|---------|----------------------------|---------|--|
| Blade: 0.5 x 3.0 mm, length: 50 mm, tough but flexible | ASD BIT 0,5X3,0X 50 | 1203961 | ASD BIT 0,5X3,0X 50 | 1203961 | |
| Blade: 0.6 x 3.5 mm, length: 50 mm, tough but flexible | ASD BIT 0,6X3,5X 50 | 1203974 | ASD BIT 0,6X3,5X 50 | 1203974 | |
| Blade: 0.6 x 3.5 mm, length: 70 mm, tough but flexible | ASD BIT 0,6X3,5X 70 | 1203987 | ASD BIT 0,6X3,5X 70 | 1203987 | |
| Blade: 0.8 x 4.0 mm, length: 50 mm, tough but flexible | ASD BIT 0,8X4,0X 50 | 1203990 | ASD BIT 0,8X4,0X 50 | 1203990 | More tool bits |
| Blade: 1.0 x 5.5 mm, length: 50 mm, tough but flexible | ASD BIT 1,0X5,5X 50 | 1204009 | ASD BIT 1,0X5,5X 50 | 1204009 | see www.phoenixcontact.net/catalog |

Hexagonal torque screwdriver with preset torque

The preset 4 mm hexagonal torque screwdrivers are suitable especially for tightening the pressure nuts and sensor / actuator cables of distributor boxes from the PLUSCON product range.




| | | | | | |
|-----------------------------------|-------------------|---------|--|------------------------------------|-----------------------------|
| Type | Order no. | | | Accessories: Nuts for | |
| Blade: 0.4 x 2.5 x 75 mm, 0.2 Nm | TSD 02 SAC | 1208487 | | Cable, M8 plug connector | SAC BIT M8-D10 1208461 |
| | | | | self assembled cable, M8 connector | SACC BIT M8-D12 1208474 |
| Blade: 0.6 x 3.5 x 100 mm, 0.4 Nm | TSD 04 SAC | 1208429 | | Cable, M12 connector | SAC BIT M12-D15 1208432 |
| | | | | Cable, M12 connector | SACC BIT M12-D20 1208445 |
| Blade: 0.8 x 4.0 x 100 mm, 2.0 Nm | TSD 20 SAC | 1212020 | | Pressure nuts, wrench size 13 mm | SAC BIT QUICKON-W13 1212033 |
| Blade: 1.0 x 5.5 x 150 mm, 2.5 Nm | TSD 25 SAC | 1212315 | | Pressure nuts, wrench size 24 mm | SAC BIT HOOD-W24 1212486 |

TESTFOX

Measuring and testing devices

High-quality measuring tools are available with the TESTFOX multimeters, current pliers and voltage testers that are tested and approved as per the nationally and internationally applicable standards. They allow measurement of all standard measurement types and serve as the ideal solution in all fields of application, electrical installation and the service.



Wide range of functions

The TESTFOX M-1 offers all standard measurement types and temperature measurements in a compact housing.



Versatile use

The TESTFOX CC-1 also allows measurement of low AC/DC currents above 10 mA and is ideal in the area of photovoltaics.



Measuring without errors

A load can be connected through two pushbuttons in order to rule out erroneous measurements due to reactive voltage.

TESTFOX testing and measuring devices

The DUSPOL EXPERT voltage and continuity tester has the following features:

- Single-pos. test of the phase conductor (phase)
- Measuring point lighting
- Acoustic and optical continuity test
- Load connection using a pushbutton
- Vibration alarm for safe voltage detection
- Surge voltage category CAT IV 500 V as per IEC/EN 61243-3



| | | | | | | |
|------------------|-----------|-----------------|---------|----------------------|---------|--|
| Type | Order no. | PROFIPOL | 1209101 | DUSPOL EXPERT | 1209091 | |
| Voltage range | [V DC] | 6 ... 400 | | 12 ... 750 | | |
| Voltage range | [V AC] | 6 ... 400 | | 12 ... 690 | | For further technical data, see |
| Protection class | | IP65 | | IP64 | | www.phoenixcontact.net/catalog |

The current pliers can be used in the case of voltages of up to 600 V, category III. They combine the functions of a digital multimeter with those of current pliers in a compact and practical IP30 housing. All measuring ranges are overload-protected.



| | | | | | | |
|------------------|-----------|-------------------|---------|---------------------|---------|--|
| Type | Order no. | TESTFOX CC | 1212210 | TESTFOX CC-1 | 1212211 | |
| Display scope | | 2000 digits | | 4000 digits | | |
| Display accuracy | | 1,0% | | 0,5% | | |
| Voltage AC | | 0.1 V – 600 V | | 0.1 mV – 600 V | | |
| Voltage DC | | 0.1 V – 600 V | | 0.1 mV – 600 V | | |
| Current AC | | 0.1 A – 400 A | | 10 mA – 300 A | | |
| Current DC | | – | | 10 mA – 300 A | | |
| Resistance | | 0,1 Ω – 20 M Ω | | 0,1 Ω – 40 M Ω | | For further technical data, see |
| Continuity test | | Acoustic (20 Ω) | | Acoustic (50 Ω) | | www.phoenixcontact.net/catalog |

The digital multimeters with volt sensor function are impressive due to their technology and their quality. They are tested and approved as per the internationally applicable standards IEC/EN 61010. The devices can be used in the case of voltages of up to 600 V, category III or 1000 V, category II.



| | | | | | | |
|------------------|-----------|------------------|---------|--------------------|---------|--|
| Type | Order no. | TESTFOX M | 1212208 | TESTFOX M-1 | 1212209 | |
| Display scope | | 2000 digits | | 2000 digits | | |
| Display accuracy | | 0.5% | | 0.5% | | |
| Volt sensor | | yes | | yes | | |
| Voltage AC | | 0.1 mV – 750 V | | 0.1 mV – 750 V | | |
| Voltage DC | | 0.1 mV – 1000 V | | 0.1 mV – 1000 V | | |
| Current AC | | – | | 1 mA – 10 A | | |
| Current DC | | – | | 1 A – 10 A | | |
| Resistance | | 0.1 Ω – 20 M Ω | | 0.1 Ω – 20 M Ω | | |
| Continuity test | | Acoustic (25 Ω) | | Acoustic (25 Ω) | | |
| Frequency | | – | | 1 Hz – 20 MHz | | |
| Capacitance | | – | | 1.00 pF – 2.00 mF | | |
| Temperature | | – | | -20°C – 800°C | | For further technical data, see |
| Diode test | | Yes (1.5 mA) | | Yes (1.5 mA) | | www.phoenixcontact.net/catalog |

Automatic devices

Automatic cutting, stripping and crimping devices

For the automation of steps for flexible and quick processing of conductors and cables, Phoenix Contact offers a comprehensive range of innovative automatic tools. In this way, functionality, quality and quick retooling times ensure high flexibility for consistently high results.



Stripping automatically



Crimping automatically



Stripping and crimping automatically

Automatic devices



The CUTFOX 10 automatic cutting device cuts conductors and lines up to 10 mm². Solid and stranded conductors are cut to within a millimeter. The length and the number of sections are entered via the user-friendly display. The CUTFOX 10 adjusts automatically to the diameter when material is changed.



The automatic stripping device WF 1000 enables automatic stripping with the option of partial stripping of conductors of up to 6 mm² or lines up to 6 mm Ø. The stripping dimensions are individually set via dials and are displayed on the display.



The ZAP crimping pliers are pneumatic pliers for ferrules with a cross-section of 0.25 to 10 mm². Crimping is triggered, depending on the version, via a foot valve or manual release. Two integrated receptacles ensure quick access to the ferrules.



The CF 500 is characterized by a high compression capacity in a compact design. A simple and quick replacement option of dies makes it suitable for processing a variety of contact types of up to 50 mm².



The automatic stripping and crimping device CF 1000 processes loose (bulk) taped ferrules with insulating collars in accordance with DIN 46228-44. Using this machine, conductors can be stripped and fitted with ferrules in one operation.



The automatic stripping and crimping device CF 3000-2,5 processes taped ferrules with insulating collars in accordance with DIN 46228-44. Using this device, conductors in the cross-section range from 0.25 – 2.5 mm² can be stripped and fitted with ferrules in one operation. Modifying automatic devices to different cross-sections is possible within a minute.

Automatic devices

CUTFOX 10 automatic cutting device

The automatic cutting device CUTFOX 10 offers you the possibility to cut various conductors. The desired length and number are entered via a user-friendly display and the automatic device is ready to start.

The front cover only needs to be opened to introduce the conductor ends. The drive and guide rolls are automatically set to the relevant defined diameter.

An application video can be downloaded from the Internet.



CUTFOX 10



| Type | Order no. | | |
|--|--------------------|-------------------------------------|---------|
| Automatic cutting device, 230 V, 50 Hz version for conductors and cables up to 8 mm Ø solid (up to 2.5 mm ²) and stranded (up to 10 mm ²) | | CUTFOX 10 | 1206829 |
| Automatic cutting device, 120 V, 60 Hz version for conductors and cables up to 8 mm Ø solid (up to 2.5 mm ²) and stranded (up to 10 mm ²) | | CUTFOX 10 120 V | 1206832 |
| Cable roller for CUTFOX 10 Cable unwinders for accommodating cable rings and cable coils | | CUTFOX 10 C-UN | 1208393 |
| Technical data | | | |
| Dimensions, width / length / height | [mm] | 195 / 295 / 230 | |
| Weight | [kg] | 11 | |
| Power consumption | [VA] | 80 | |
| Fine strand | [mm ²] | 0.25 – 10 | |
| Single-strand | [mm ²] | 0.25 – 2.5 | |
| Max. throughput | [mm] | 8 | |
| Cross-section range | | Automatic | |
| Maximum number of cuts | [Stck.] | 99999 | |
| Length | [mm] | 2 ... 99999 | |
| Feed rate | [m/s] | 0.5 | |
| Unit of measurement | | mm/inch | |
| Dialog language | | German / English / French / Italian | |
| Automatic cutting device accessories | | | |
| Spare drive wheels 2 pcs., for CUTFOX 10 | | CF-10 WHEEL SET | 1207271 |
| Spare knife set for CUTFOX 10 | | CF-10 CUTTER KNIFE SET | 1207284 |
| Cable unwinder accessories | | | |
| Spare turntable for cable unwinders for the accommodation and spring-mounted unwinding of cable rings and cable coils | | CUTFOX 10 R-C | 1208403 |
| Spare holding arms for turntables Turntable, 4 arms for turntable | | CUTFOX 10 BAR | 1208416 |

Automatic devices

WF 1000 automatic stripping device

The compact automatic stripping device WF 1000 is suitable for automatic stripping with the option of partial stripping of conductors of thicknesses of 0.08 to 6 mm² or also multi-strand lines with a diameter up to 6 mm². Even for special isolations such as PTFE and silicone, this automatic device is particularly suitable. The clamping force is automatically set to the required withdrawal force. Unsightly pressure points on sensitive materials are thus prevented. The large and clear display on the top side of the device simplifies the correct setting.

An application video can be downloaded from the Internet.



WF 1000



| Type | Order no. | | |
|---|-----------|----------------------|---------|
| Automatic stripping device, 230 V version | | WF 1000 | 1212149 |
| Version for conductors and lines | | | |
| solid and stranded 0.08 – 6 mm ² (max. Ø 6 mm) | | | |
| with integrated graphic display | | | |
| Automatic stripping device, 120 V version | | WF 1000 120 V | 1212258 |
| Version for conductors and lines | | | |
| Solid and stranded 0.08 – 6 mm ² (max. Ø 6 mm) | | | |
| with integrated graphic display | | | |

Technical data

| | | |
|--|--------------------|-----------------|
| Dimensions, width / length / height | [mm] | 141 / 363 / 221 |
| Weight | [kg] | 9.5 |
| Power consumption | [VA] | 160 |
| Working cycle | [s] | 0.3 |
| Compression | | trapezoidal |
| Fine strand | [mm ²] | 0.08 – 6 |
| Stripping length | [mm] | 3 – 20 |
| Part of the stripping length | [mm] | 2 – 20 |
| Max. throughput | [mm] | 6 |

Accessories

| | | | |
|------------------------------|--|-------------------|---------|
| Spare stripping knife | | WF 1000/SB | 1212279 |
| | | | |
| | | | |
| | | | |
| | | | |
| | | | |
| | | | |
| | | | |

Automatic devices

ZAP pneumatic crimping pliers

The ZAP crimping pliers are pneumatic pliers for ferrules with a cross-section of 0.25 to 10 mm². The ZAP 25 has a Duo-Press die, allowing both front and lateral cable insertion.

The ZAP 25 T and ZAP 100 T have been developed especially for preassembly of conductors. The crimping process is triggered by a foot valve. Two integrated receptacles ensure quick access to the ferrules.



ZAP..



ZAP ... T

ZAP 25 / ZAP 100



| Type | Order no. | ZAP 25 | 1203110 | ZAP 100 | 1203259 |
|---|--------------------------|----------------------|---------|-----------------|---------|
| Pneumatic crimping pliers For ferrules according to DIN 46228 | | | | | |
| Technical data | | | | | |
| Conductor | [mm ²] / AWG | 0.25 – 2.5 / 24 – 14 | | 4 – 10 / 12 – 8 | |
| Pressure range | [bar] | 4 – 6 | | 4 – 6 | |
| Air consumption per compression | [l] | 0.2 | | 0.2 | |
| Compression | | trapezoidal | | trapezoidal | |

ZAP 25 T / ZAP 100 T



| Type | Order no. | ZAP 25 T | 1203123 | ZAP 100 T | 1203262 |
|---|--------------------------|----------------------|---------|-----------------|---------|
| Pneumatic crimping pliers For ferrules according to DIN 46228 | | | | | |
| Technical data | | | | | |
| Conductor | [mm ²] / AWG | 0.25 – 2.5 / 24 – 14 | | 4 – 10 / 12 – 8 | |
| Pressure range | [bar] | 4 – 6 | | 4 – 6 | |
| Air consumption per compression | [l] | 0.2 | | 0.2 | |
| Compression | | trapezoidal | | trapezoidal | |

Automatic devices

CF 500 automatic crimping device

The compact automatic crimping device CF 500 is impressive due to its high press capacity and the easy replaceability of its dies. The automatic device is an all-rounder due to its large number of dies.

- Ferrules of up to 50 mm²
- TWIN ferrules of up to 2 x 10 mm²
- Insulated cable lugs of up to 6 mm²
- Non-insulated cable lugs up to 6 mm²
- Tube lugs up to 10 mm²
- Slip-on sleeves and flat connectors of up to 6 mm²
- Turned contacts of up to 10 mm²

More dies are available on request or in the Phoenix Contact e-shop. An application video can be downloaded from the Internet.



CF 500



| Type | Order no. | | |
|---|------------|-------------------------------|---------|
| Automatic crimping device, 230 V design, with foot pedal | | CF 500-230 V | 1208348 |
| Automatic crimping device, 120 V design, with foot pedal | | CF 500-120 V | 1208351 |
| Technical data | | | |
| Dimensions, width / length / height | [mm] | 140 / 220 / 320 | |
| Weight | [kg] | 10 | |
| Power consumption | [VA] | 160 | |
| Crimping pressure / working cycle | [kN] / [s] | 10 / 1 | |
| Accessories | | | |
| CF 500 die for | | | |
| Ferrules (A ... and AI ...) 0.25 – 6 mm ² | | CF 500/DIE AI 6 | 1212238 |
| Ferrules (A ... and AI ...) 10, 16 and 25 mm ² | | CF 500/DIE AI 25 | 1212239 |
| Ferrules (A ... and AI ...) 35 and 50 mm ² | | CF 500/DIE AI 50 | 1212261 |
| TWIN ferrules (A-TWIN...) 2 x 4, 2 x 6 and 2 x 10 mm ² | | CF 500/DIE AI-TWIN 10 | 1212262 |
| Insulated cable lugs (RCI... and FCI...) 0.14 – 1.5 mm ² | | CF 500/DIE RCI 1,5 | 1212263 |
| Insulated cable lugs (RCI... and FCI...) 0.5 – 6 mm ² | | CF 500/DIE RCI 6 | 1212240 |
| Cable lugs (RC ... and FC ...) 0.5 – 10 mm ² | | CF 500/DIE RC 10 | 1212244 |
| Cable lugs (RC ... and FC ...) 16 mm ² | | CF 500/DIE RC 16 | 1212257 |
| Slip-on sleeves and flat connectors (SCF ... and SCM ...) 0.1 – 1.5 mm ² | | CF 500/DIE SC 1,5 | 1212241 |
| Slip-on sleeves and flat connectors (SCF ... and SCM ...) 0.5 – 6 mm ² | | CF 500/DIE SC 6 | 1212242 |
| Turned contacts with pin diameters 2.5 and 4.0 mm (CK 2,5... and CK 4,0) 0.14 – 4 mm ² | | CF 500/DIE TC 4 | 1212237 |
| Turned contacts (CK 4,0) 6 – 10 mm ² | | CF 500/DIE TC 10 | 1212260 |
| CF 500 locator (positioning help) for | | | |
| Slip-on sleeves (SCF...) W: 2.8 mm, L: 5 mm | | CF 500/LOC SCF 2,8/1,5 | 1212249 |
| Slip-on sleeves (SCF...) W: 4.8 mm | | CF 500/LOC SCF 4,8/2,5 | 1212248 |
| Slip-on sleeves (SCF...) W: 0.5 – 2.5 mm ² | | CF 500/LOC SCF 6,3/2,5 | 1212264 |
| Slip-on sleeves (SCF...) W: 6.3 mm | | CF 500/LOC SCF 6,3/6 | 1212247 |
| CF 500 protective cover for | | | |
| Ferrules up to 6 mm ² (AI 6...) | | CF 500/COV AI 6 | 1212254 |
| TWIN ferrules (AI-TWIN...) | | CF 500/COV AI-TWIN | 1212266 |
| Insulated cable lugs (RCI...) | | CF 500/COV RCI | 1212255 |
| Tube lugs 0.5 – 10 mm ² | | CF 500/COV RC 10 | 1212252 |
| Tube lugs 0.34 – 2.5 mm ² | | CF 500/COV RCT 2,5 | 1212253 |
| Slip-on sleeves and flat connectors SC1.5... and SC6... | | CF 500/COV SC | 1212251 |
| Without recess (for all dies without assignment) | | CF 500/COV | 1212250 |


Automatic devices

CF 1000 crimping machine

The stripping and crimping machine CF 1000 processes loose ferrules with insulating collars as per DIN46228-4. This automatic device can process up to 1200 conductors per hour. In only one work step, the conductor is stripped and quality-crimped with a ferrule. Additional features include:

- Rugged structure
- Processing of loose ferrules (Al...)
- Fast cross-section change without additional setting measures
- Quantity counter
- Suitable for mass processing



| CF 1000 | |  | |
|--|-----------|--|---------|
| Type | Order no. | | |
| Stripping and crimping machines, 230 V version | | CF 1000-1,5 230 V | 1208199 |
| Electro-pneumatic, for loose ferrules with insulating collar, 0.34 – 4 mm ² | | | |
| Incl. conversion kits 0.5 – 1.5 mm ² (stripping length 8 mm) | | | |
| Stripping and crimping machines, 120 V version | | CF 1000-1,5 120 V | 1208209 |
| Electro-pneumatic, for loose ferrules with insulating collar, 0.34 – 4 mm ² | | | |
| Incl. conversion kits 0.5 – 1.5 mm ² (stripping length 8 mm) | | | |
| Stripping and crimping machines, 230 V version | | CF 1000-10 | 1212456 |
| Electro-pneumatic, for loose ferrules with insulating collar, 4 mm ² , 6 mm ² and 10 mm ² | | | |
| Without conversion kit | | | |
| Stripping and crimping machines, 120 V version | | CF 1000-10, 120 V | 1212457 |
| Electro-pneumatic, for loose ferrules with insulating collar, 4 mm ² , 6 mm ² and 10 mm ² | | | |
| Without conversion kit | | | |
| Technical data | | | |
| Dimensions , width / length / height | [mm] | 240 / 490 / 390 | |
| Weight | [kg] | 29 | |
| Air consumption per compression | [l] | 1.2 | |
| Working cycle | [s] | 1.5 | |
| Crimping pressure | [kN] | 10 | |
| Compression | | trapezoidal | |
| Accessories | | | |
| Expansion set , complete for CF 1000, | | | |
| For loose ferrules with insulating collar | | | |
| 0.25/0.34 mm ² , stripping length 6 mm | | CF 1000-TOOLKIT 0,34/6 | 1208212 |
| 0.25/0.34 mm ² , stripping length 8 mm | | CF 1000-TOOLKIT 0,34/8 | 1208225 |
| 2.5 mm ² , stripping length 8 mm | | CF 1000-TOOLKIT 2,5/8 | 1208241 |
| 4 mm ² , stripping length 10 mm | | CF 1000-TOOLKIT 4,0/10 | 1208270 |
| 4 mm ² , stripping length 10 – 12 mm | | CF 1000-10-TOOLKIT 4/10-12 | 1212458 |
| 6 mm ² , stripping length 12 mm | | CF 1000-10-TOOLKIT 6/12 | 1212459 |
| 10 mm ² , stripping length 12 mm | | CF 1000-10-TOOLKIT 10/12 | 1212460 |
| Spare knife , V-form, for CF 1000 | | CF-EM | 1205215 |

Automatic devices

CF 3000 stripping and crimping machine

The automatic stripping and crimping device CF 3000-2,5 processes taped ferrules with insulating collars according to DIN 46228-4. The device covers the cross-section range from 0.25 – 2.5 mm². In just one step, the ferrule is stripped and then immediately processed. The change-over of the automatic devices to different cross-section ranges is possible within a minute.

An application video can be downloaded from the Internet.



CF 3000

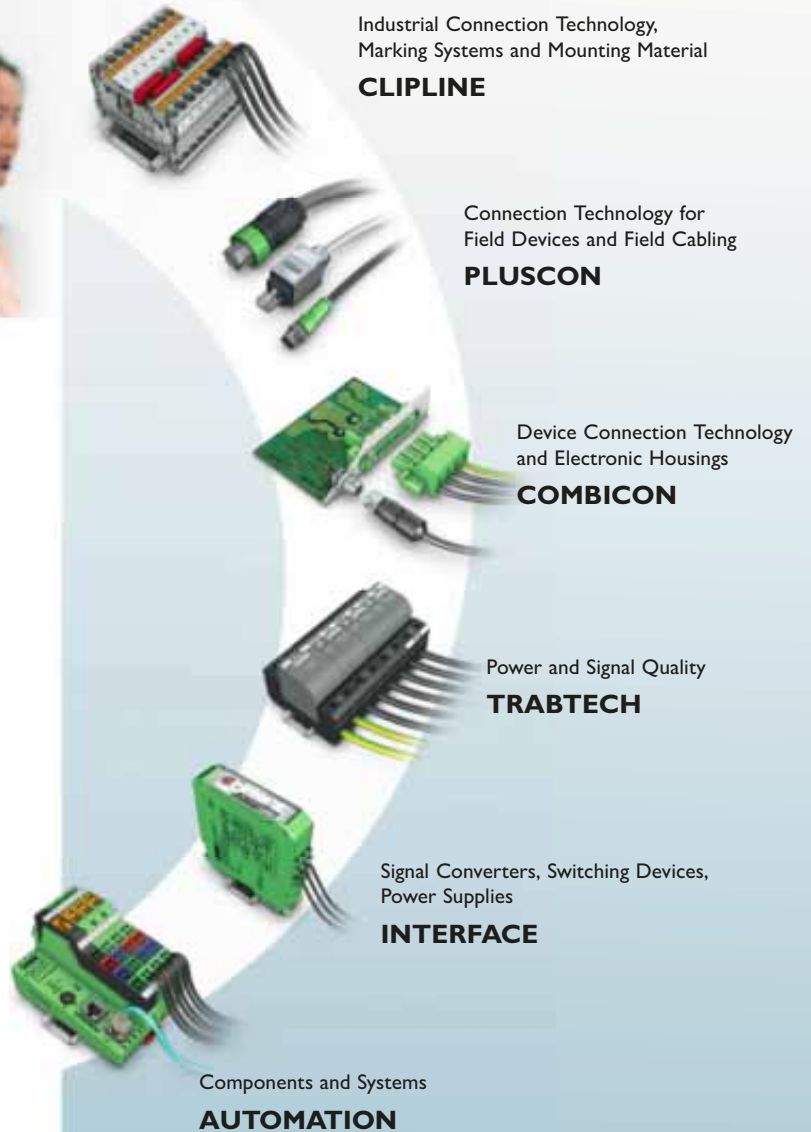


| Type | Order no. | | |
|---|--------------------------|-----------------------------|---------|
| Automatic stripping and crimping device, 230 V version Taped ferrules 0.25 – 2.5 mm ² , stripping length 8 mm Incl. conversion kits 0.5 – 2.5 mm ² | | CF 3000-2,5 | 1205477 |
| Automatic stripping and crimping device, 120 V version Taped ferrules 0.25 – 2.5 mm ² , stripping length 8 mm Incl. conversion kits 0.5 – 2.5 mm ² (stripping length 8 mm) | | CF 3000-2,5 120V | 1205516 |
| Technical data | | | |
| Dimensions , width / length / height | [mm] | 165 / 320 / 300 | |
| Weight | [kg] | 12 | |
| Conductor | [mm ²] / AWG | 0.25 – 2.5 / 22 – 14 | |
| Power consumption | [VA] | 80 | |
| Working cycle | [s] | 1.2 | |
| Compression | | trapezoidal | |
| Accessories | | | |
| Expansion set , complete for CF 3000 For insulated taped, 0.25/0.34 mm ² Stripping length 8 mm | | CF 3000-TOOLKIT 0,25 | 1212376 |
| Spare locator 0.25/0.34 mm ² | | CF 3000 LOC 0,25 | 1212377 |
| 0.5 mm ² | | CF 3000 LOC 0,5 | 1205639 |
| 0.75 mm ² | | CF 3000 LOC 0,75 | 1205642 |
| 1.0 mm ² | | CF 3000 LOC 1,0 | 1205655 |
| 1.5 mm ² | | CF 3000 LOC 1,5 | 1205668 |
| 2.5 mm ² | | CF 3000 LOC 2,5 | 1205671 |
| Spare knife 0.25/0.34 mm ² , adjustable | | CF 3000 AB 0,25 | 1212380 |
| 0.5 mm ² | | CF 3000 AM 0,5 | 1205587 |
| 0.75 mm ² | | CF 3000 AM 0,75 | 1205590 |
| 1.0 mm ² | | CF 3000 AM 1,0 | 1205600 |
| 1.5 mm ² | | CF 3000 AM 1,5 | 1205613 |
| 2.5 mm ² | | CF 3000 AM 2,5 | 1205626 |

Further information on the products presented here and on the world of solutions from Phoenix Contact can be found at www.phoenixcontact.net/catalog



Or contact us directly.



PHOENIX CONTACT GmbH & Co. KG
32823 Blomberg, Germany
Phone: +49/5235/3-00
Fax: +49/5235/3-4 12 00
www.phoenixcontact.com

Компания «Life Electronics» занимается поставками электронных компонентов импортного и отечественного производства от производителей и со складов крупных дистрибьюторов Европы, Америки и Азии.

С конца 2013 года компания активно расширяет линейку поставок компонентов по направлению коаксиальный кабель, кварцевые генераторы и конденсаторы (керамические, пленочные, электролитические), за счёт заключения дистрибьюторских договоров

Мы предлагаем:

- Конкурентоспособные цены и скидки постоянным клиентам.
- Специальные условия для постоянных клиентов.
- Подбор аналогов.
- Поставку компонентов в любых объемах, удовлетворяющих вашим потребностям.
- Приемлемые сроки поставки, возможна ускоренная поставка.
- Доставку товара в любую точку России и стран СНГ.
- Комплексную поставку.
- Работу по проектам и поставку образцов.
- Формирование склада под заказчика.
- Сертификаты соответствия на поставляемую продукцию (по желанию клиента).
- Тестирование поставляемой продукции.
- Поставку компонентов, требующих военную и космическую приемку.
- Входной контроль качества.
- Наличие сертификата ISO.

В составе нашей компании организован Конструкторский отдел, призванный помогать разработчикам, и инженерам.

Конструкторский отдел помогает осуществить:

- Регистрацию проекта у производителя компонентов.
- Техническую поддержку проекта.
- Защиту от снятия компонента с производства.
- Оценку стоимости проекта по компонентам.
- Изготовление тестовой платы монтаж и пусконаладочные работы.



Тел: +7 (812) 336 43 04 (многоканальный)
Email: org@lifeelectronics.ru