

16mm Rotary Type, Metal Shaft Series

Application

- ✓ TV/Video, Audio, Musical instruments, Industrial control

Feature

- ✓ Suitable for various applications



■Specification

Total Rotational Angle	300±5°
Maximum Operating Voltage	150V AC
Insulation Resistance	100MΩ at DC500V
Dielectric Strength	AC 500V for 1 minute
Rotational Torque	20-200 gf.cm
Click Torque	30-250 gf.cm
Rotational Stop Strength of the Shaft	6 kgf.cm min
Push/Pull Strength of the Shaft	8 kgf for 3 sec
Rotation Life	15,000 cycles

■How to order

RV16A01F – 10 B1 – 15K – B50K – 3C

[Model](#)

Bushing Type

Order Code	φ	Order Code	Length
A	M6x0.75	1	5.0 mm
B	M7x0.75	2	6.5 mm
C	M8x0.75	3	7.0 mm
D	M3/8x0.75	4	8.0 mm
Blank	M7x0.75, 6.5 mm		

[Metal Shaft Type](#)

Click

Order code	Description
3	No click
3C, 3D,3E, 3F	Center click , 11, 21, 41 clicks

Taper and Resistance Value

Order Code	Taper	Resistance Value
A100K	Log/A	100KΩ
B1M	Linear/B	1MΩ
C500K	Rev-log/C	500KΩ

Taper: A, B and C

Resistance Value: 1KΩ to 500KΩ and 1MΩ

*Contact us for other requirements.

16mm Rotary Type, Metal Shaft Series


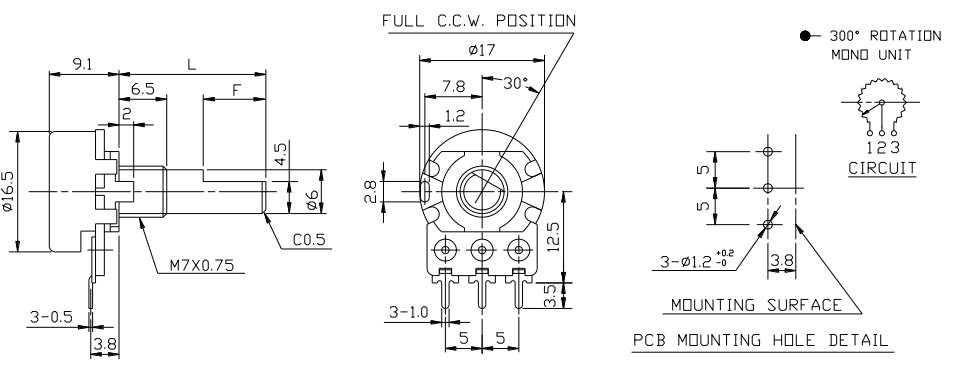

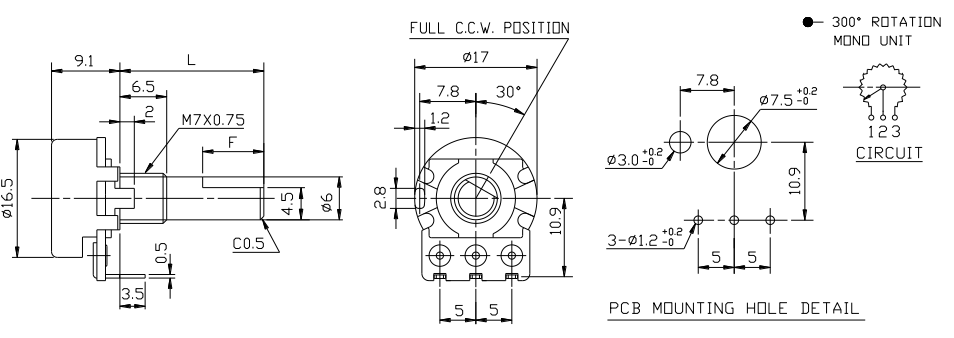

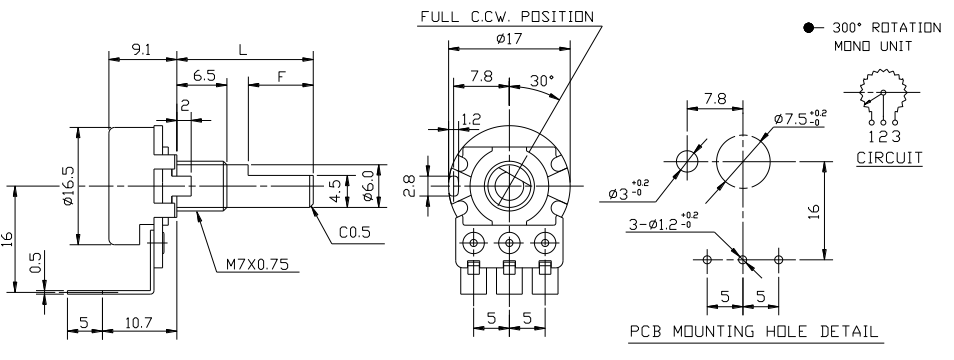

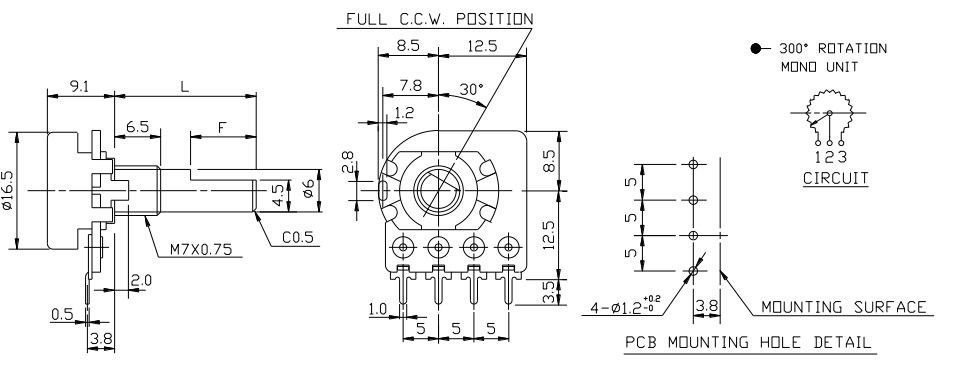
■ Model Description

Model	Number of Unit	Switch Function	Terminal Type	With Sleeve or Bushing	Rotational Angle
RV16AF-10	Single unit	N/A	Solder lug	Metal bushing	300°±5°
RV16AF-20	Single unit	N/A	Horizontal	Metal bushing	300°±5°
RV16AF-30	Single unit	N/A	Vertical (Front)	Metal bushing	300°±5°
RV16AF-41	Single unit	N/A	Vertical	Metal bushing	300°±5°
RV16ARF-20	Single unit with tap	N/A	Horizontal	Metal bushing	300°±5°
RV16A01F-10	Dual unit	N/A	Solder lug	Metal bushing	300°±5°
RV16A01F-20	Dual unit	N/A	Horizontal	Metal bushing	300°±5°
RV16A01F-30	Dual unit	N/A	Vertical (Front)	Metal bushing	300°±5°
RV16A01F-41	Dual unit	N/A	Vertical	Metal bushing	300°±5°
RV16AEF-20	Dual unit with bracket	N/A	Horizontal	Metal bushing	300°±5°
RV16AE1F-20	Dual unit with bracket	N/A	Horizontal	Metal bushing	300°±5°
RV16AD1F-41	Dual unit with bracket	N/A	Vertical	Metal bushing	300°±5°

Order Code	Outline Drawing
RV16AF-10	 

[Back to top](#)

16mm Rotary Type, Metal Shaft Series

Order Code	Outline Drawing
<p>RV16AF-20</p> 	 <p>Technical drawing of RV16AF-20 potentiometer. Side view shows dimensions: 9.1, 6.5, L, F, 4.5, $\phi 6$, C0.5, $\phi 16.5$, 3-0.5, 3.8, M7X0.75. Front view shows: FULL C.C.W. POSITION, $\phi 17$, 7.8, 30°, 1.2, 2.8, 12.5, 3-1.0, 5, 5. PCB mounting hole detail shows: 3-$\phi 1.2^{+0.2}_{-0}$, 3.8, MOUNTING SURFACE, PCB MOUNTING HOLE DETAIL. Legend: 300° ROTATION MONO UNIT, 123 CIRCUIT.</p>
<p>RV16AF-30</p> 	 <p>Technical drawing of RV16AF-30 potentiometer. Side view shows dimensions: 9.1, 6.5, L, F, 4.5, $\phi 6$, C0.5, $\phi 16.5$, 3.5, 0.5, M7X0.75. Front view shows: FULL C.C.W. POSITION, $\phi 17$, 7.8, 30°, 1.2, 2.8, 10.9, 5, 5. PCB mounting hole detail shows: 7.8, $\phi 7.5^{+0.2}_{-0}$, 10.9, $\phi 3.0^{+0.2}_{-0}$, 3-$\phi 1.2^{+0.2}_{-0}$, 5, 5, MOUNTING SURFACE, PCB MOUNTING HOLE DETAIL. Legend: 300° ROTATION MONO UNIT, 123 CIRCUIT.</p>
<p>RV16AF-41</p> 	 <p>Technical drawing of RV16AF-41 potentiometer. Side view shows dimensions: 9.1, 6.5, L, F, 4.5, $\phi 6.0$, C0.5, $\phi 16.5$, 16, 0.5, 5, 10.7, M7X0.75. Front view shows: FULL C.C.W. POSITION, $\phi 17$, 7.8, 30°, 1.2, 2.8, 5, 5. PCB mounting hole detail shows: 7.8, $\phi 7.5^{+0.2}_{-0}$, 16, $\phi 3.0^{+0.2}_{-0}$, 3-$\phi 1.2^{+0.2}_{-0}$, 5, 5, MOUNTING SURFACE, PCB MOUNTING HOLE DETAIL. Legend: 300° ROTATION MONO UNIT, 123 CIRCUIT.</p>
<p>RV16ARF-20</p> 	 <p>Technical drawing of RV16ARF-20 potentiometer. Side view shows dimensions: 9.1, 6.5, L, F, 4.5, $\phi 6$, C0.5, $\phi 16.5$, 0.5, 12.0, 3.8, M7X0.75. Front view shows: FULL C.C.W. POSITION, 8.5, 12.5, $\phi 17$, 7.8, 30°, 1.2, 2.8, 8.5, 12.5, 1.0, 5, 5, 5, 3.5, 3.5. PCB mounting hole detail shows: 4-$\phi 1.2^{+0.2}_{-0}$, 3.8, MOUNTING SURFACE, PCB MOUNTING HOLE DETAIL. Legend: 300° ROTATION MONO UNIT, 123 CIRCUIT.</p>

[Back to top](#)

POTENTIOMETERS



16mm Rotary Type, Metal Shaft Series

Order Code	Outline Drawing
<p>RV16AEF-20</p> 	 <p>Technical drawing of RV16AEF-20 potentiometer. Dimensions include: 9.5, L, 6.5, F, 4.5, $\phi 6$, 16.5, 4.0, 7.5, 1.5, 1.9, M7X0.75, C0.5, 30°, 12.5, 3.5, 18.0, 18.5, 7.5, 3.9, 5.0, 18.0, 7.5, 3.9. PCB mounting hole detail shows 7-$\phi 1.2^{+0.02}_{-0}$ holes. Circuit diagram shows 300° ROTATION MONO UNIT with terminals 1, 2, 3.</p>
<p>RV16AE1F-20</p> 	 <p>Technical drawing of RV16AE1F-20 potentiometer. Dimensions include: 12.0, L, 6.5, F, 4.5, $\phi 6$, 16.5, 4.0, 7.5, 2.0, 1.9, M7X0.75, C0.5, 30°, 12.5, 3.5, 18.0, 18.5, 6-1.0, 5.0, 5, 10-$\phi 1.2^{+0.02}_{-0}$, 7.5, 5.0, 3.9, 5.0, 18.0, 5.0, 3.9. PCB mounting hole detail shows 10-$\phi 1.2^{+0.02}_{-0}$ holes. Circuit diagram shows 300° ROTATION DUAL UNIT with terminals 1, 2, 3, R2, R1.</p>
<p>RV16AD1F-41</p> 	 <p>Technical drawing of RV16AD1F-41 potentiometer. Dimensions include: 11.5, L, 6.5, F, 4.5, $\phi 6$, 11.0, 5.0, 10.7, 5.0, 2.8, 4.4, 2.0, 0.5, M7X0.75, C0.5, 30°, 18, $\phi 17$, 7.8, 1.2, 16, 2.8, 15, 11.0, 5.0, 2-4.0, 2-2.5, 6-$\phi 1.2^{+0.02}_{-0}$, 5, 5. PCB mounting hole detail shows 6-$\phi 1.2^{+0.02}_{-0}$ holes. Circuit diagram shows 300° ROTATION DUAL UNIT with terminals 1, 2, 3, R2, R1.</p>

[Back to top](#)

16mm Rotary Type, Metal Shaft Series

■ Metal Shaft Type

K Type																																							
	A : 5mm	A : 6.5mm	A : 8mm																																				
		<table border="1"> <thead> <tr> <th>Order Code</th> <th>L</th> <th>T</th> </tr> </thead> <tbody> <tr> <td>10K</td> <td>10</td> <td>3.2</td> </tr> <tr> <td>15K</td> <td>15</td> <td>6</td> </tr> <tr> <td>20K</td> <td>20</td> <td>10</td> </tr> <tr> <td>25K</td> <td>25</td> <td>12</td> </tr> </tbody> </table>	Order Code	L	T	10K	10	3.2	15K	15	6	20K	20	10	25K	25	12	<table border="1"> <thead> <tr> <th>Order Code</th> <th>L</th> <th>T</th> </tr> </thead> <tbody> <tr> <td>10K</td> <td>10</td> <td>2.2</td> </tr> <tr> <td>15K</td> <td>15</td> <td>6</td> </tr> <tr> <td>20K</td> <td>20</td> <td>10</td> </tr> <tr> <td>25K</td> <td>25</td> <td>12</td> </tr> </tbody> </table>	Order Code	L	T	10K	10	2.2	15K	15	6	20K	20	10	25K	25	12	<table border="1"> <thead> <tr> <th>Order Code</th> <th>L</th> <th>T</th> </tr> </thead> <tbody> <tr> <td>20K</td> <td>20</td> <td>7</td> </tr> </tbody> </table>	Order Code	L	T	20K	20
Order Code	L	T																																					
10K	10	3.2																																					
15K	15	6																																					
20K	20	10																																					
25K	25	12																																					
Order Code	L	T																																					
10K	10	2.2																																					
15K	15	6																																					
20K	20	10																																					
25K	25	12																																					
Order Code	L	T																																					
20K	20	7																																					
F Type																																							
	A : 5mm	A : 6.5mm	A : 8mm																																				
	<table border="1"> <thead> <tr> <th>Order Code</th> <th>L</th> <th>F</th> </tr> </thead> <tbody> <tr> <td>10F</td> <td>10</td> <td>4</td> </tr> <tr> <td>15F</td> <td>15</td> <td>7</td> </tr> <tr> <td>20F</td> <td>20</td> <td>12</td> </tr> <tr> <td>25F</td> <td>25</td> <td>14</td> </tr> </tbody> </table>	Order Code	L	F	10F	10	4	15F	15	7	20F	20	12	25F	25	14	<table border="1"> <thead> <tr> <th>Order Code</th> <th>L</th> <th>F</th> </tr> </thead> <tbody> <tr> <td>10F</td> <td>10</td> <td>2.5</td> </tr> <tr> <td>15F</td> <td>15</td> <td>7</td> </tr> <tr> <td>20F</td> <td>20</td> <td>12</td> </tr> <tr> <td>25F</td> <td>25</td> <td>14</td> </tr> </tbody> </table>	Order Code	L	F	10F	10	2.5	15F	15	7	20F	20	12	25F	25	14	<table border="1"> <thead> <tr> <th>Order Code</th> <th>L</th> <th>F</th> </tr> </thead> <tbody> <tr> <td>20F</td> <td>20</td> <td>7</td> </tr> </tbody> </table>	Order Code	L	F	20F	20	7
Order Code	L	F																																					
10F	10	4																																					
15F	15	7																																					
20F	20	12																																					
25F	25	14																																					
Order Code	L	F																																					
10F	10	2.5																																					
15F	15	7																																					
20F	20	12																																					
25F	25	14																																					
Order Code	L	F																																					
20F	20	7																																					
R Type																																							
	A : 5 mm, 6.5 mm, 8 mm																																						
	<table border="1"> <thead> <tr> <th>Order Code</th> <th>L</th> </tr> </thead> <tbody> <tr> <td>10R</td> <td>10</td> </tr> <tr> <td>15R</td> <td>15</td> </tr> <tr> <td>20R</td> <td>20</td> </tr> <tr> <td>25R</td> <td>25</td> </tr> </tbody> </table>			Order Code	L	10R	10	15R	15	20R	20	25R	25																										
Order Code	L																																						
10R	10																																						
15R	15																																						
20R	20																																						
25R	25																																						

Design and specifications presented here are for the standard parts only. Please kindly contact us for your special requests and ask for the current technical specifications before purchase and/or use.

[Back to top](#)

Mouser Electronics

Authorized Distributor

Click to View Pricing, Inventory, Delivery & Lifecycle Information:

Alpha (Taiwan):

[RV16AF-10-15R1-B10K](#) [RV16AF-10-20R1-A1K](#) [RV16AF-10-20R1-A500K](#) [RV16AF-10-20R1-A100K](#) [RV16AF-10-20R1-A5K](#) [RV16AF-10-15R1-B100K](#) [RV16AF-10-20R1-A1M](#) [RV16AF-10-15R1-B20K](#) [RV16AF-10-15R1-B25K](#) [RV16AF-10-20R1-A50K](#) [RV16AF-10-20R1-B500K](#) [RV16AF-10-15R1-B50K](#) [RV16AF-10-15R1-B250K](#) [RV16AF-10-15R1-B1M](#) [RV16AF-10-15R1-B1K](#) [RV16AF-10-15R1-B5K](#) [RV16AF-10-15R1-B2K](#) [RV16AF-10-20R1-A2K](#) [RV16AF-10-20R1-B10K](#) [RV16AF-10-20R1-B50K](#) [RV16AF-10-15R1-B500K](#) [RV16AF-10-20R1-B1K](#) [RV16AF-10-20R1-A10K](#) [RV16AF-10-20R1-B5K](#) [RV16AF-10-20R1-B100K](#) [RV16AF-10-20R1-B1M](#) [RV16AF-10-20R1-B23](#) [RV16AF-42-15R1-B100K](#) [RV16AF-20-15K-C250K](#) [RV16AF-20-15S1-C500K](#) [RV16AF-20-15S1-C25K](#) [RV16AF-20-15K-C2K](#) [RV16AF-20-15K-C500K](#) [RV16AF-20-15S1-C1K](#) [RV16AF-20-15S1-C10K](#) [RV16AF-20-15S1-C1M](#) [RV16AF-20-15S1-C5K](#) [RV16AF-20-15S1-C2K](#) [RV16AF-20-15K-C1K](#) [RV16AF-20-15K-C10K](#) [RV16AF-20-15S1-C100K](#) [RV16AF-20-15S1-C50K](#) [RV16AF-20-15K-C1M](#) [RV16AF-20-15K-C5K](#) [RV16AF-20-15K-C50K](#) [RV16AF-20-15K-C25K](#) [RV16AF-20-15K-C100K](#) [RV16AF-20-15S1-C250K](#) [RV16AF-10-15K-C100K-3](#) [RV16AF-10-15K-C10K-3](#) [RV16AF-10-15K-C1K-3](#) [RV16AF-10-15K-C1M-3](#) [RV16AF-10-15K-C250K-3](#) [RV16AF-10-15K-C25K-3](#) [RV16AF-10-15K-C2K-3](#) [RV16AF-10-15K-C500K-3](#) [RV16AF-10-15K-C50K-3](#) [RV16AF-10-15K-C5K-3](#) [RV16AF-10-15S1-C100K](#) [RV16AF-10-15S1-C10K](#) [RV16AF-10-15S1-C250K](#) [RV16AF-10-15S1-C25K](#) [RV16AF-10-15S1-C2K](#) [RV16AF-10-15S1-C50K](#) [RV16AF-10-15S1-C5K](#) [RV16AF-10-15S1-C1K](#) [RV16AF-10-15S1-C1M](#) [RV16AF-10-15S1-C500K](#) [RV16AF-20-15K-A25K-3](#) [RV16AF-10-15S1-A100K](#) [RV16AF-20-15S1-A500K](#) [RV16AF-10-15S1-A50K](#) [RV16AF-10-15K-A10K-3](#) [RV16AF-10-15S1-A250K](#) [RV16AF-10-15S1-A5K](#) [RV16AF-20-15K-A50K-3](#) [RV16AF-10-15R1-A10K](#) [RV16AF-10-15S1-A1M](#) [RV16AF-20-15S1-A10K](#) [RV16AF-20-15K-A10K-3](#) [RV16AF-20-15K-A500K](#) [RV16AF-10-15S1-A1K](#) [RV16AF-10-15K-A100K-3](#) [RV16AF-20-15K-A5K](#) [RV16AF-10-15K-A500K-3](#) [RV16AF-10-15K-A250K-3](#) [RV16AF-20-15S1-A100K](#) [RV16AF-10-15K-A2K](#) [RV16AF-20CB-20K-A20K-LA](#) [RV16AF-20-15K-A2K](#) [RV16AF-10-15S1-A500K](#) [RV16AF-20-15S1-A2K](#) [RV16AF-20-15S1-A50K](#) [RV16AF-20-15S1-A1K](#) [RV16AF-10-15S1-A10K](#) [RV16AF-20-15S1-A25K](#) [RV16AF-10-15K-A1K](#) [RV16AF-20-15K-A100K-3](#) [RV16AF-20-15S1-A1M](#) [RV16AF-10-15S1-A25K](#)

Компания «Life Electronics» занимается поставками электронных компонентов импортного и отечественного производства от производителей и со складов крупных дистрибьюторов Европы, Америки и Азии.

С конца 2013 года компания активно расширяет линейку поставок компонентов по направлению коаксиальный кабель, кварцевые генераторы и конденсаторы (керамические, пленочные, электролитические), за счёт заключения дистрибьюторских договоров

Мы предлагаем:

- Конкурентоспособные цены и скидки постоянным клиентам.
- Специальные условия для постоянных клиентов.
- Подбор аналогов.
- Поставку компонентов в любых объемах, удовлетворяющих вашим потребностям.
- Приемлемые сроки поставки, возможна ускоренная поставка.
- Доставку товара в любую точку России и стран СНГ.
- Комплексную поставку.
- Работу по проектам и поставку образцов.
- Формирование склада под заказчика.
- Сертификаты соответствия на поставляемую продукцию (по желанию клиента).
- Тестирование поставляемой продукции.
- Поставку компонентов, требующих военную и космическую приемку.
- Входной контроль качества.
- Наличие сертификата ISO.

В составе нашей компании организован Конструкторский отдел, призванный помогать разработчикам, и инженерам.

Конструкторский отдел помогает осуществить:

- Регистрацию проекта у производителя компонентов.
- Техническую поддержку проекта.
- Защиту от снятия компонента с производства.
- Оценку стоимости проекта по компонентам.
- Изготовление тестовой платы монтаж и пусконаладочные работы.



Тел: +7 (812) 336 43 04 (многоканальный)

Email: org@lifeelectronics.ru