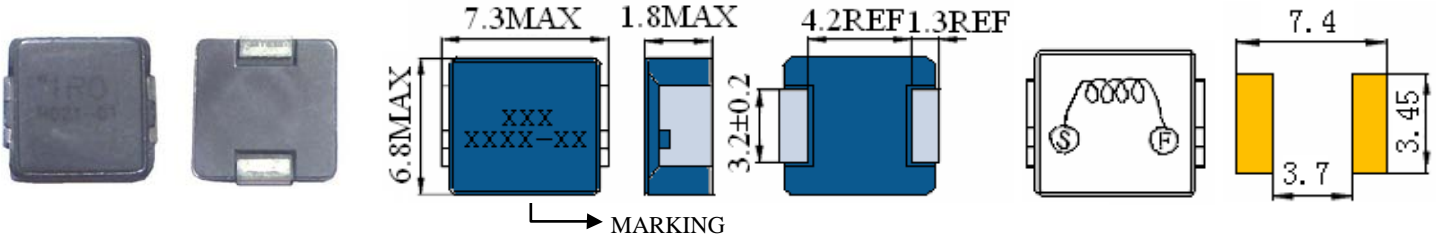


SCIHP0718

SMD POWER INDUCTORS



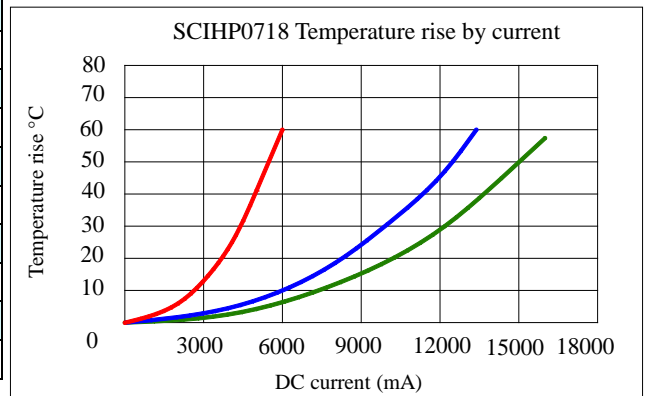
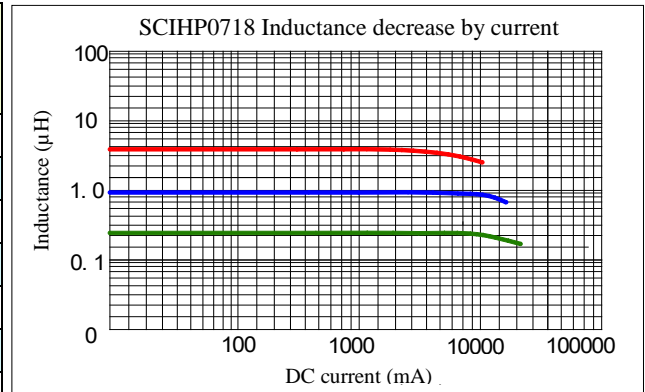
• Features

1. Lowest DCR/uH in this small package size.
2. Frequency range up to 5.0MHZ.
3. -55°C to +125°C operating temperature.
4. Handles high transient current spikes without saturation.
5. Composite construction providing extremely low buzz noise.



ELECTRICAL CHARACTERISTICS

Part Number	Inductance (uH) ⁽¹⁾	Test Frequency	DC Resistance (Ω MAX) ⁽²⁾	Saturation Current (A) ⁽³⁾	Temperature Current (A) ⁽⁴⁾
SCIHP0718-R33M	0.33	200KHZ	7.0m	18	12.0
SCIHP0718-R68M	0.68	200KHZ	13.9m	15	9.0
SCIHP0718-R82M	0.82	200KHZ	15.9m	14	8.0
SCIHP0718-1R0M	1.0	200KHZ	18.5m	11.5	7.0
SCIHP0718-1R5M	1.5	200KHZ	34.0m	10	6.0
SCIHP0718-2R2M	2.2	200KHZ	46.0m	8.5	5.0
SCIHP0718-3R3M	3.3	200KHZ	60.1m	6	3.25
SCIHP0718-4R7M	4.7	200KHZ	78.0m	5.5	3.0



(1). Inductance tolerance ±20% tested at 0.25V, 0ADC and 25°C

(2). DCR measured at 25°C.

(3). The DC current at which the inductance decreases by 20% from its initial value.

(4). The DC current that results in a 40°C temperature rise from 25°C ambient

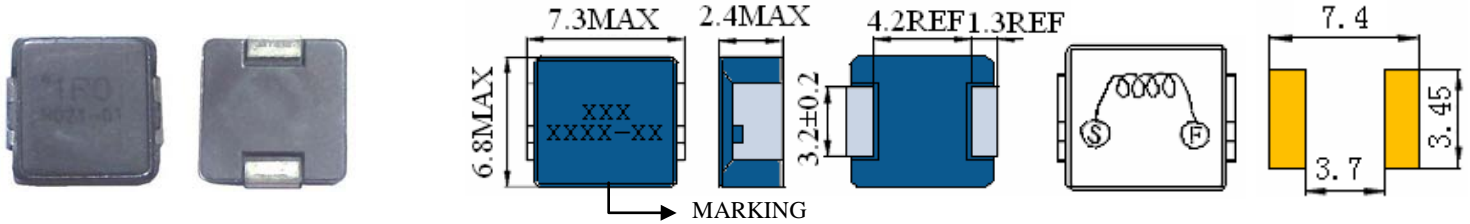
(*) Part temperature (ambient + temp rise) should not exceed 125°C under worst case operating conditions. Circuit design, component placement, PCB trace size and thickness, airflow and other cooling provisions may affect the temperature of the part. Part temperature should be verified in the end application.

[Click here for QUANTITY PER REEL & PACKING INFORMATION](#)

Custom versions available upon request.

SCIHP0724

SMD POWER INDUCTORS



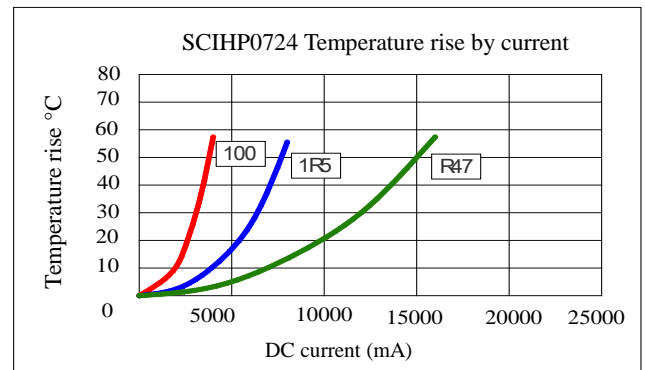
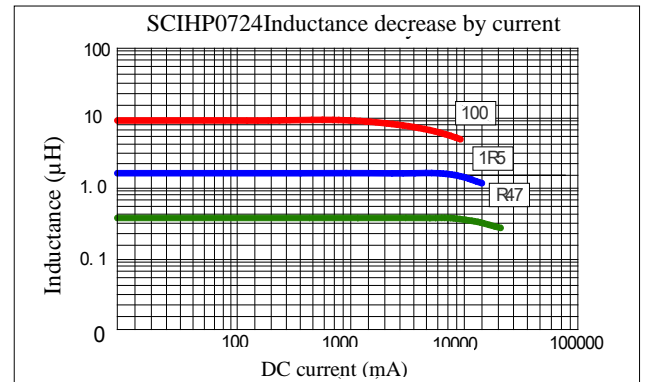
• Features

1. Lowest DCR/uH in this small package size.
2. Frequency range up to 5.0MHZ.
3. -55°C to +125°C operating temperature.
4. Handles high transient current spikes without saturation.
5. Composite construction providing extremely low buzz noise.



CHARACTERISTICS

Part Number	Inductance (uH) (1)	Test Frequency	DC Resistance (Ω MAX) (2)	Saturation Current (A) ⁽³⁾	Temperature Current (A) ⁽⁴⁾
SCIHP0724-R47M	0.47	200KHZ	6.50m	21	13.5
SCIHP0724-R56M	0.56	200KHZ	7.50m	19	12.0
SCIHP0724-R68M	0.68	200KHZ	9.40m	18	11.0
SCIHP0724-R82M	0.82	200KHZ	11.8m	17	10.0
SCIHP0724-1R0M	1.00	200KHZ	14.2m	16	9.0
SCIHP0724-1R5M	1.50	200KHZ	21.2m	13	7.5
SCIHP0724-2R2M	2.20	200KHZ	34.0m	11	6.5
SCIHP0724-3R3M	3.30	200KHZ	51.6m	9	5.0
SCIHP0724-4R7M	4.70	200KHZ	63.0m	7	4.5
SCIHP0724-6R8M	6.80	200KHZ	95.0m	6	3.5
SCIHP0724-100M	10.0	200KHZ	129m	5	2.5



(1). Inductance tolerance $\pm 20\%$ tested at 0.25V, 0ADC and 25°C

(2). DCR measured at 25°C.

(3). The DC current at which the inductance decreases by 20% from its initial value.

(4). The DC current that results in a 40°C temperature rise from 25°C ambient

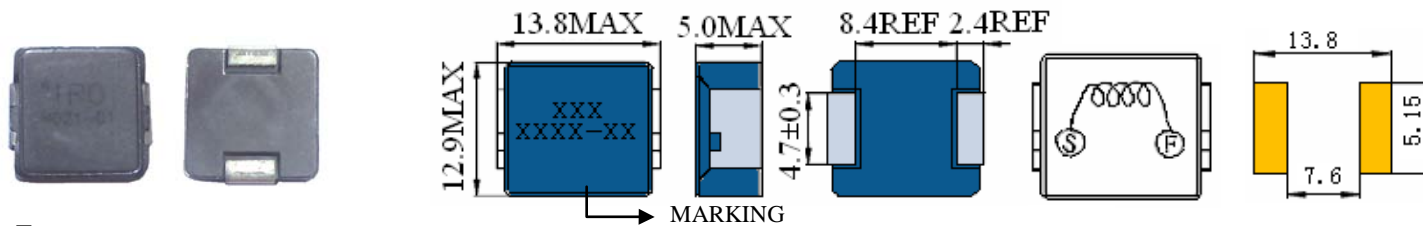
(*) Part temperature (ambient + temp rise) should not exceed 125°C under worst case operating conditions. Circuit design, component placement, PCB trace size and thickness, airflow and other cooling provisions may affect the temperature of the part. Part temperature should be verified in the end application.

[Click here for QUANTITY PER REEL & PACKING INFORMATION](#)

Custom versions available upon request.

SCIHP1350

SMD POWER INDUCTORS

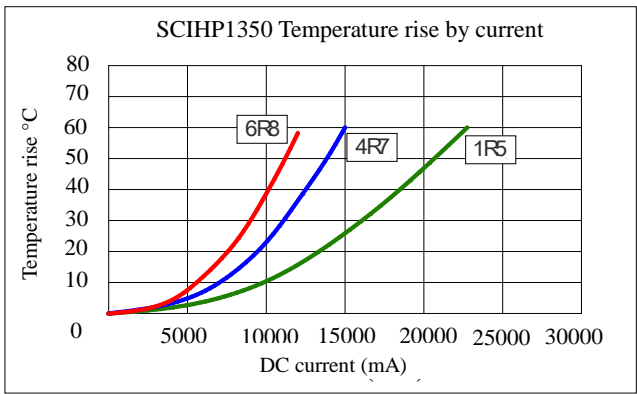
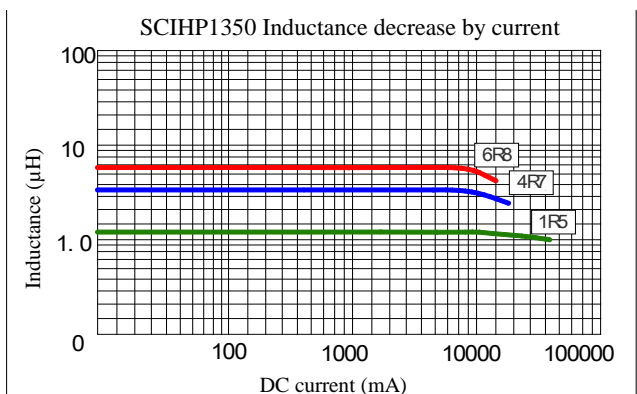


• Features

1. Lowest DCR/uH in this small package size.
2. Frequency range up to 5.0MHZ.
3. -55°C to +125°C operating temperature.
4. Handles high transient current spikes without saturation.
5. Composite construction providing extremely low buzz noise.

ELECTRICAL CHARACTERISTICS

Part Number	Inductance (uH) (1)	Test Frequency	DC Resistance (Ω MAX) (2)	Saturation Current (A) (3)	Temperature Current (A) (4)
SCIHP1350-1R5M	1.5	200KHZ	4.3m	35	18
SCIHP1350-2R2M	2.2	200KHZ	6.3m	28	17
SCIHP1350-4R7M	4.7	200KHZ	15m	21	11
SCIHP1350-5R6M	5.6	200KHZ	17.6m	19	10.5
SCIHP1350-6R8M	6.8	200KHZ	19.8m	18	10



(1). Inductance tolerance ±20% tested at 0.25V, 0ADC and 25°C

(2). DCR measured at 25°C.

(3). The DC current at which the inductance decreases by 20% from its initial value.

(4). The DC current that results in a 40°C temperature rise from 25°C ambient

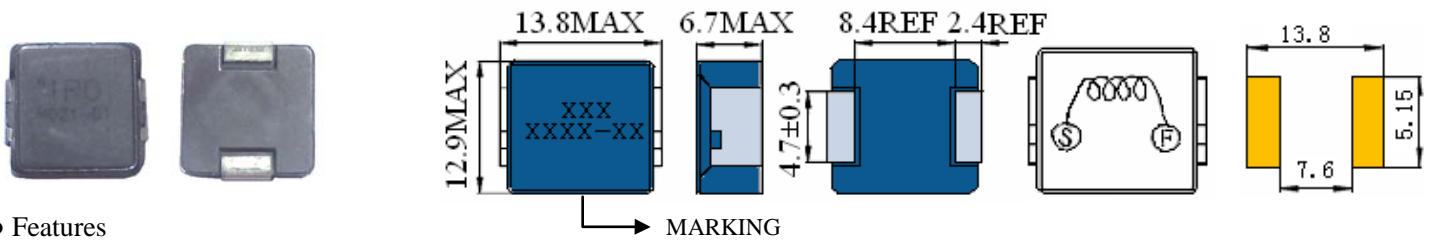
(*) Part temperature (ambient + temp rise) should not exceed 125°C under worst case operating conditions. Circuit design, component placement, PCB trace size and thickness, airflow and other cooling provisions may affect the temperature of the part. Part temperature should be verified in the end application.

[Click here for QUANTITY PER REEL & PACKING INFORMATION](#)

Custom versions available upon request.

SCIHP1367

SMD POWER INDUCTORS



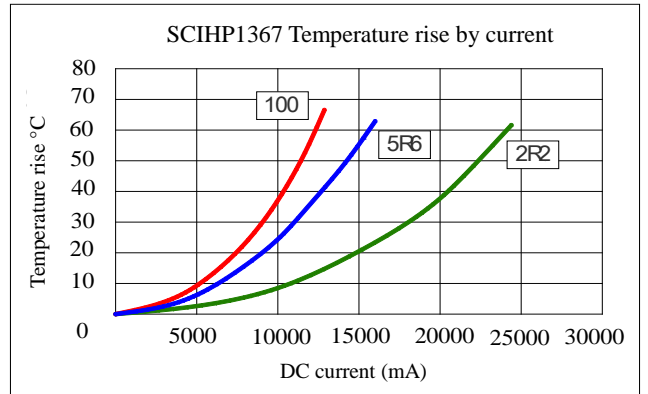
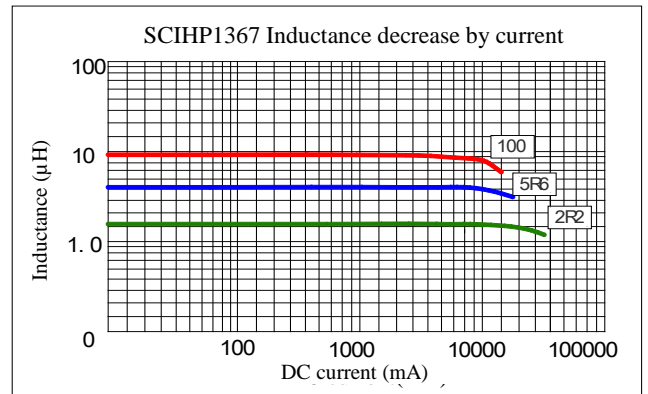
• Features

1. Lowest DCR/uH in this small package size.
2. Frequency range up to 5.0MHZ.
3. -55°C to +125°C operating temperature.
4. Handles high transient current spikes without saturation.
5. Composite construction providing extremely low buzz noise.



ELECTRICAL CHARACTERISTICS

Part Number	Inductance (uH) (1)	Test Frequency	DC Resistance (Ω MAX) (2)	Saturation Current (A) (3)	Temperature Current (A) (4)
SCIHP1367-2R2M	2.2	200KHZ	4.2m	33	20
SCIHP1367-3R3M	3.3	200KHZ	6.8m	29	15
SCIHP1367-4R7M	4.7	200KHZ	11.2m	25	13.5
SCIHP1367-5R6M	5.6	200KHZ	11.5m	24	12
SCIHP1367-6R8M	6.8	200KHZ	14.9m	16.5	11.5
SCIHP1367-8R2M	8.2	200KHZ	16.6m	16	10.5
SCIHP1367-100M	10	200KHZ	18.5m	15.5	10



(1). Inductance tolerance ±20% tested at 0.25V, 0ADC and 25°C

(2). DCR measured at 25°C.

(3). The DC current at which the inductance decreases by 20% from its initial value.

(4). The DC current that results in a 40°C temperature rise from 25°C ambient

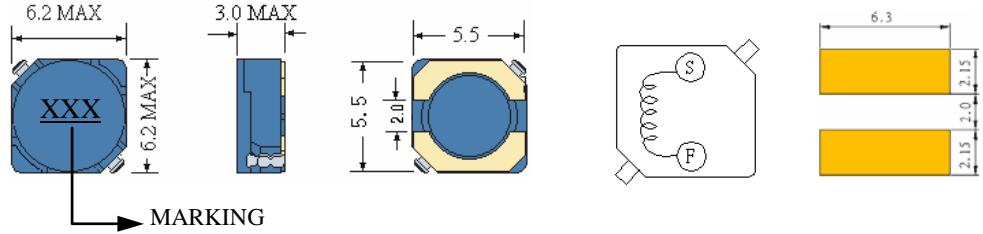
(*). Part temperature (ambient + temp rise) should not exceed 125°C under worst case operating conditions. Circuit design, component placement, PCB trace size and thickness, airflow and other cooling provisions may affect the temperature of the part. Part temperature should be verified in the end application.

[Click here for QUANTITY PER REEL & PACKING INFORMATION](#)

Custom versions available upon request.

SCRH5D28

SMD POWER INDUCTORS



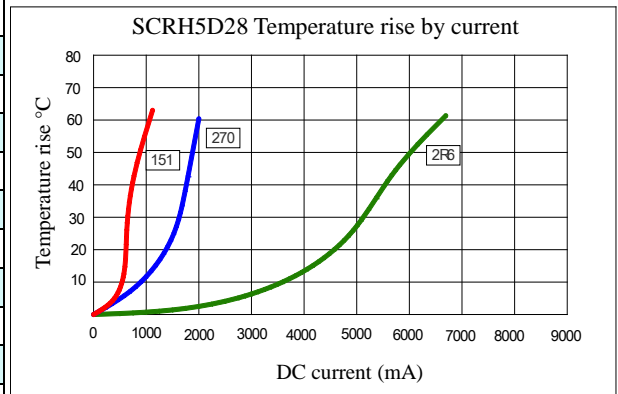
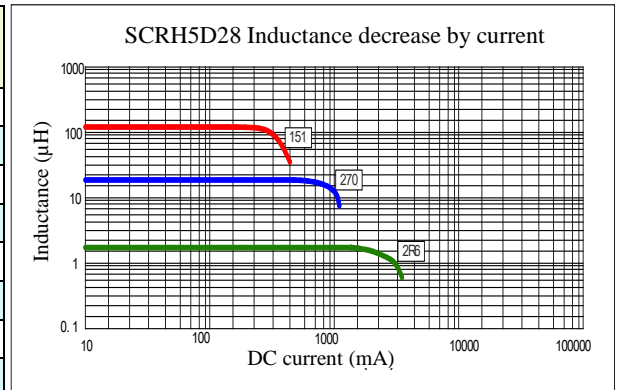
• Features

1. Magnetically shielded construction
2. Excellent Power Density
3. Engineered to Provide High Efficiency

ELECTRICAL CHARACTERISTICS



Part NumSer	Inductance (uH) (1)	Test Frequency	DC Resistance (Ω MAX) (2)	Saturation Current (3) (A)	Temperature Current (4) (A)
SCRH5D28-2R6	2.6	10KHZ	18m	2.60	4.90
SCRH5D28-3R0	3.0	10KHZ	24m	2.30	4.40
SCRH5D28-4R2	4.2	10KHZ	31m	2.00	4.00
SCRH5D28-5R3	5.3	10KHZ	38m	1.80	3.60
SCRH5D28-6R2	6.2	10KHZ	45m	1.65	3.24
SCRH5D28-8R2	8.2	10KHZ	53m	1.44	2.92
SCRH5D28-100	10	10KHZ	65m	1.30	2.62
SCRH5D28-120	12	10KHZ	76m	1.15	2.35
SCRH5D28-150	15	10KHZ	103m	1.00	2.11
SCRH5D28-180	18	10KHZ	110m	0.95	1.89
SCRH5D28-220	22	10KHZ	122m	0.86	1.70
SCRH5D28-270	27	10KHZ	175m	0.79	1.53
SCRH5D28-330	33	10KHZ	189m	0.72	1.37
SCRH5D28-390	39	10KHZ	212m	0.65	1.23
SCRH5D28-470	47	10KHZ	260m	0.60	1.10
SCRH5D28-560	56	10KHZ	305m	0.55	1.04
SCRH5D28-680	68	10KHZ	355m	0.50	0.98
SCRH5D28-820	82	10KHZ	463m	0.45	0.93
SCRH5D28-101	100	10KHZ	520m	0.40	0.84
SCRH5D28-121	120	10KHZ	850m	0.31	0.75
SCRH5D28-151	150	10KHZ	956m	0.26	0.68



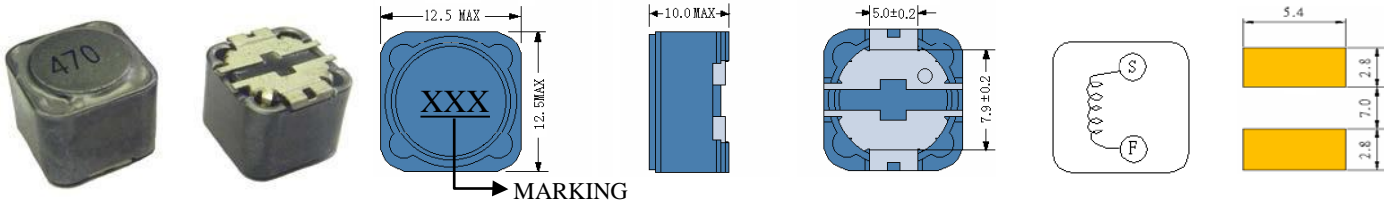
- (1). Inductance tolerance $\pm 30\%$ tested at 0.25V, 0ADC and 25°C
- (2). DCR measured at 25°C.
- (3). The DC current at which the inductance decreases by 35% from its initial value.
- (4). The DC current that results in a 40°C temperature rise from 25°C ambient.

[Click here for QUANTITY PER REEL & PACKING INFORMATION](#)

Custom versions available upon request.

SCRH129

SMD POWER INDUCTORS

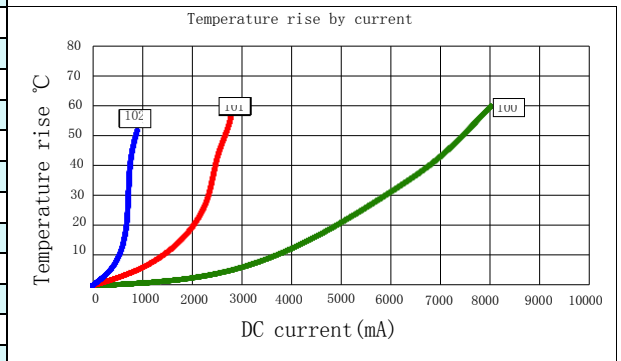
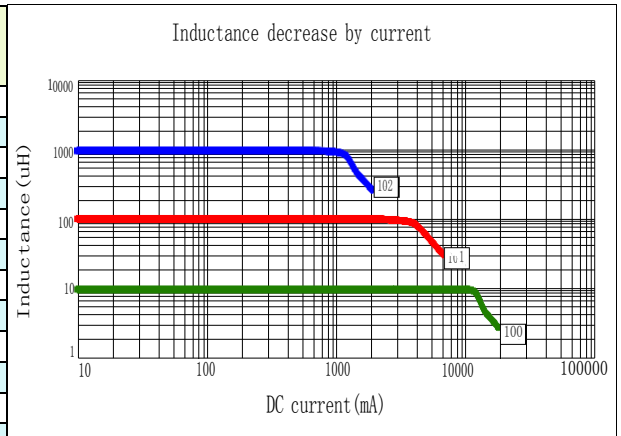


• Features

1. Magnetically shielded construction
2. Excellent Power Density
3. Engineered to Provide High Efficiency

ELECTRICAL CHARACTERISTICS

Part Number	Inductance (uH) (1)	Test Frequency	DC Resistance (Ω MAX) (2)	Saturation Current (3) (A)	Temperature Current (4) (A)
SCRH129-100	10	1KHZ	21m	8.5	6.00
SCRH129-120	12	1KHZ	22m	8.0	5.40
SCRH129-150	15	1KHZ	27m	7.5	5.00
SCRH129-180	18	1KHZ	31.5m	6.8	4.61
SCRH129-220	22	1KHZ	39m	6.5	4.38
SCRH129-270	27	1KHZ	49.5m	5.0	4.16
SCRH129-330	33	1KHZ	63m	4.8	3.80
SCRH129-470	47	1KHZ	80m	4.0	3.42
SCRH129-560	56	1KHZ	90m	3.8	3.00
SCRH129-680	68	1KHZ	100m	3.2	2.70
SCRH129-820	82	1KHZ	127m	3.0	2.43
SCRH129-101	100	1KHZ	156m	2.5	2.30
SCRH129-121	120	1KHZ	183m	2.2	2.20
SCRH129-151	150	1KHZ	223m	2.0	2.10
SCRH129-181	180	1KHZ	274m	1.9	1.80
SCRH129-221	220	1KHZ	361m	1.8	1.53
SCRH129-271	270	1KHZ	418m	1.5	1.40
SCRH129-331	330	1KHZ	495m	1.3	1.30
SCRH129-391	390	1KHZ	556m	1.2	1.23
SCRH129-471	470	1KHZ	742m	1.1	1.10
SCRH129-561	560	1KHZ	872m	1.0	1.00
SCRH129-681	680	1KHZ	1.11	0.9	0.85
SCRH129-821	820	1KHZ	1.22	0.8	0.76
SCRH129-102	1000	1KHZ	1.34	0.7	0.72



- (1). Inductance tolerance $\pm 20\%$ tested at 0.25V, 0ADC and 25°C ambient.
- (2). DCR measured at 25°C ambient.
- (3). The DC current at which the inductance decreases by 25% from its initial value.
- (4). The DC current that results in a 40°C temperature rise from 25°C ambient.

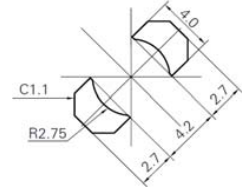
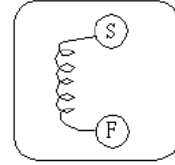
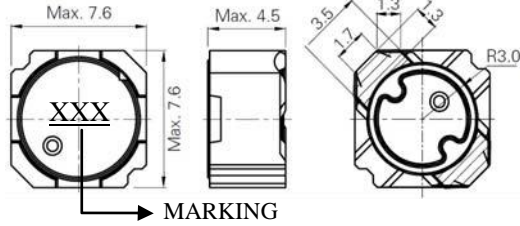
[Click here for QUANTITY PER REEL & PACKING INFORMATION](#)

Custom versions available upon request.



SCMS7D43AY

SMD POWER INDUCTORS



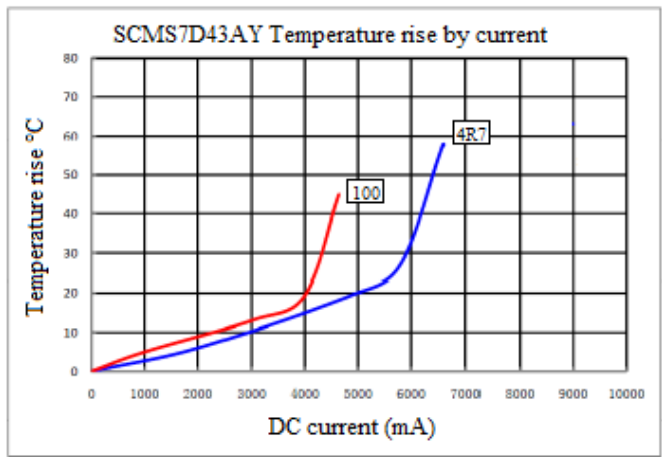
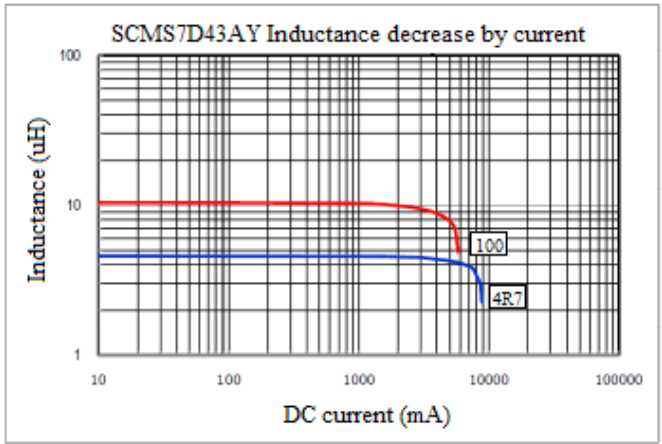
● Features

1. Magnetically shielded construction – Low EMI
2. Excellent Power Density
3. Engineered to Provide High Efficiency



ELECTRICAL CHARACTERISTICS

Part Number	Inductance (uH) (1)	Test Frequency	DC Resistance (Ω MAX) (2)	Saturation Current ⁽³⁾ (A)	Temperature Current ⁽⁴⁾ (A)
SCMS7D43AY-4R7	4.7	100KHZ	21.4m	7.50	5.80
SCMS7D43AY-100	10	100KHZ	48.4m	5.00	4.00



- (1). Inductance tolerance ±30% tested at 1V, 0ADC and 25°C.
- (2). DCR measured at 25°C.
- (3). The DC current at which the inductance decreases by 35% from its initial value.
- (4). The DC current that results in a 40°C temperature rise from 25°C ambient.

[Click here for QUANTITY PER REEL & PACKING INFORMATION](#)
Custom versions available upon request.



Компания «Life Electronics» занимается поставками электронных компонентов импортного и отечественного производства от производителей и со складов крупных дистрибьюторов Европы, Америки и Азии.

С конца 2013 года компания активно расширяет линейку поставок компонентов по направлению коаксиальный кабель, кварцевые генераторы и конденсаторы (керамические, пленочные, электролитические), за счёт заключения дистрибьюторских договоров

Мы предлагаем:

- Конкурентоспособные цены и скидки постоянным клиентам.
- Специальные условия для постоянных клиентов.
- Подбор аналогов.
- Поставку компонентов в любых объемах, удовлетворяющих вашим потребностям.
- Приемлемые сроки поставки, возможна ускоренная поставка.
- Доставку товара в любую точку России и стран СНГ.
- Комплексную поставку.
- Работу по проектам и поставку образцов.
- Формирование склада под заказчика.
- Сертификаты соответствия на поставляемую продукцию (по желанию клиента).
- Тестирование поставляемой продукции.
- Поставку компонентов, требующих военную и космическую приемку.
- Входной контроль качества.
- Наличие сертификата ISO.

В составе нашей компании организован Конструкторский отдел, призванный помогать разработчикам, и инженерам.

Конструкторский отдел помогает осуществить:

- Регистрацию проекта у производителя компонентов.
- Техническую поддержку проекта.
- Защиту от снятия компонента с производства.
- Оценку стоимости проекта по компонентам.
- Изготовление тестовой платы монтаж и пусконаладочные работы.



Тел: +7 (812) 336 43 04 (многоканальный)

Email: org@lifeelectronics.ru