

International Series Control Transformers: 50 - 750 VA

Electromagnetic control components demand inrush currents up to 10 times the transformers nominal rating without sacrificing secondary voltage stability beyond practical limits. The International series transformers fully comply with IEC and NEMA standards and are available with IEC touchproof covers (IP20).

Features

- Epoxy encapsulated for cooler operation
- Interleaved copper windings to reduce impedance
- 50/60 Hz
- 55°C Rise, 105°C insulation system for harsh, heavy duty applications
- Exceeds IEC, NEMA, ANSI, NMTBA, JIC and automotive standards

Certifications and Compliances

-  Listed: E77014
 - UL 506
 - CSA C22.2 No. 66
-  - IEC 61558-1, IEC 61558-2-2
- RoHS Compliant

Related Products

- DIN Rail Power Supplies
- 63 Series Power Conditioners
- Surge Protective Devices



E77014

| CATALOG NUMBER | FIELD INSTALLED OPTIONS DESCRIPTIONS |
|----------------|--|
| SBEDIN |  <p>DIN Circuit Breaker Mounting Field installed IEC fuse holder adaptor kit</p> |
| IP20 |  <p>Terminal Covers (Two Covers Per Kit) Field installed primary and secondary IEC Touch Proof Cover Kit.</p> |

Selection Tables: International Series

**Group 1 – 208/240/415 Volt Primary, 120/24 Secondary, 50/60 Hz
200/230/400 Volt Primary, 115/23 Secondary, 50/60 Hz**

| Continuous VA | Instantaneous VA * | Catalog Number | Height in (mm) | Width in (mm) | Depth in (mm) | Mtg Width W1 / W2 – in (mm) | Mtg Depth D1 / D2 – in (mm) | Slot Size S1/S2 – in (mm) | Approx. Ship Weight lbs (kg) |
|---------------|--------------------|----------------|----------------|---------------|---------------|-----------------------------|-----------------------------|---|------------------------------|
| 50 | 105 | E050TC | 2.96 (75.2) | 3.39 (86.1) | 4.36 (110.7) | 2.81 / 2.50 (71.4 / 63.5) | 2.10 / N/A (53.3 / N/A) | .20 x .50 / .20 x .50 (5.08 x 12.7 / 5.08 x 12.7) | 4.0 (1.82) |
| 100 | 230 | E100TC | 3.89 (98.8) | 4.50 (114.3) | 4.48 (113.8) | 2.56 / 2.87 (65.0 / 72.9) | 2.87 / 3.18 (72.9 / 80.8) | .20 x .65 / .20 x .33 (5.08 x 16.5 / 5.08 x 8.4) | 8.0 (3.67) |
| 150 | 420 | E150TC | 3.89 (98.8) | 4.50 (114.3) | 5.21 (132.3) | 3.74 / 3.12 (95.0 / 79.3) | 3.29 / 3.61 (83.6 / 91.7) | .20 x .65 / .20 x .33 (5.08 x 16.5 / 5.08 x 8.4) | 11.0 (5.00) |
| 250 | 675 | E250TC | 4.53 (115.1) | 5.25 (133.4) | 5.07 (128.8) | 4.38 / 3.75 (111.3 / 95.3) | 3.54 / N/A (89.9 / N/A) | .31 x .85 / .31 x .85 (7.87 x 21.59 / 7.87 x 21.59) | 15.0 (6.82) |
| 500 | 1600 | E500TC | 5.56 (141.2) | 6.38 (162.1) | 6.93 (176.0) | 5.32 / 4.37 (135.1 / 111.0) | 4.25 / 5.75 (108.0 / 146.1) | .31 x .03 / .31 x .85 (7.87 x .85 / 7.87 x 21.59) | 30.0 (13.64) |



* At 50% PF (Power Factor), 95% Nominal Secondary Voltage.

**Group 2 – 208/240/415 Volt Primary, 24 Volt Secondary, 50/60 Hz
277/480 Volt Primary, 24 Volt Secondary, 60 Hz
200/230/400 Volt Primary, 24 Volt Secondary, 50/60 Hz
220/380 Volt Primary, 23 Volt Secondary, 50/60 Hz**

| Continuous VA | Instantaneous VA* | Catalog Number | Height in (mm) | Width in (mm) | Depth in (mm) | Mtg Width W1 / W2 in (mm) | Mtg Depth D1 / D2 in (mm) | Slot Size S1/S2 – in (mm) | Approx. Ship Weight lbs (kg) |
|---------------|-------------------|----------------|----------------|---------------|---------------|-----------------------------|-----------------------------|---|------------------------------|
| 50 | 105 | E050TE | 2.96 (75.2) | 3.39 (86.1) | 4.36 (110.7) | 2.81 / 2.50 (71.4 / 63.5) | 2.10 / N/A (53.3 / N/A) | .20 x .50 / .20 x .50 (5.08 x 12.7 / 5.08 x 12.7) | 4.0 (1.82) |
| 100 | 230 | E100TE | 3.89 (98.8) | 4.50 (114.3) | 4.48 (113.8) | 2.56 / 2.87 (65.0 / 72.9) | 2.87 / 3.18 (72.9 / 80.8) | .20 x .03 / .20 x .01 (5.08 x .65 / 5.08 x .33) | 8.0 (3.67) |
| 150 | 420 | E150TE | 3.89 (98.8) | 4.50 (114.3) | 5.21 (132.3) | 3.74 / 3.12 (95.0 / 79.3) | 3.29 / 3.61 (83.6 / 91.7) | .20 x .03 / .20 x .01 (5.08 x .65 / 5.08 x .33) | 11.0 (5.00) |
| 250 | 675 | E250TE | 4.53 (115.1) | 5.25 (133.4) | 5.07 (128.8) | 4.38 / 3.75 (111.3 / 95.3) | 3.54 / N/A (89.9 / N/A) | .30 x .71 / .30 x .71 (7.87 x 18.0 / 7.87 x 18.0) | 15.0 (6.82) |
| 500 | 1600 | E500TE | 5.56 (141.2) | 6.38 (162.1) | 6.93 (176.0) | 5.32 / 4.37 (135.1 / 111.0) | 4.25 / 5.75 (108.0 / 146.1) | .30 x .85 / .30 x .85 (7.87 x 21.6 / 7.87 x 21.6) | 30.0 (13.64) |



Note: Fuse holders are not available for these voltage configurations.

* At 50% PF (Power Factor), 95% Nominal Secondary Voltage.

Design Style



Selection Tables: International Series - continued

Group 3 – 208/240/415/480/600 * Volt Primary, 120 Volt Secondary, 50/60 Hz
200/230/400/460/575 * Volt Primary, 115 Volt Secondary, 50/60 Hz
220/277 */380 Volt Primary, 110 Volt Secondary, 50/60 Hz

| Continuous VA | Instantaneous VA ** | Catalog Number | Height in (mm) | Width in (mm) | Depth in (mm) | Mtg Width W1 / W2 – in (mm) | Mtg Depth D1 / D2 – in (mm) | Slot Size S1/S2 – in (mm) | Approx. Ship Weight lbs (kg) |
|---------------|---------------------|----------------|----------------|---------------|---------------|-----------------------------|-----------------------------|---|------------------------------|
| 50 | 93 | E050TF | 2.96 (75.2) | 3.39 (86.1) | 4.36 (110.7) | 2.81 / 2.50 (71.4 / 63.5) | 2.10 / N/A (53.3 / N/A) | .20 x .50 / .20 x .50 (5.08 x 12.7 / 5.08 x 12.7) | 4.0 (1.82) |
| 100 | 205 | E100TF | 3.89 (98.8) | 4.50 (114.3) | 4.48 (113.8) | 3.74 / 3.12 (95.0 / 79.3) | 2.56 / 2.87 (65.0 / 73.0) | .20 x .65 / .20 x .33 (5.08 x 16.5 / 5.08 x 8.38) | 8.0 (3.67) |
| 150 | 390 | E150TF | 3.89 (98.8) | 4.50 (114.3) | 5.21 (132.3) | 3.74 / 3.12 (95.0 / 79.3) | 3.29 / 3.61 (83.6 / 91.7) | .20 x .65 / .20 x .33 (5.08 x 16.5 / 5.08 x 8.38) | 11.0 (5.00) |
| 250 | 630 | E250TF | 4.53 (115.1) | 5.25 (133.4) | 5.07 (128.8) | 4.38 / 3.75 (111.3 / 95.3) | 3.54 / N/A (89.9 / N/A) | .31 x .71 / .31 x .71 (7.9 x 18.0 / 7.9 x 18.0) | 15.0 (6.82) |
| 500 | 1200 | E500TF | 5.56 (141.2) | 6.38 (162.1) | 6.93 (176.0) | 5.32 / 4.37 (135.1 / 111.0) | 4.25 / 5.75 (108.0 / 146.1) | .31 x .85 / .31 x .85 (7.9 x 21.6 / 7.9 x 21.6) | 30.0 (13.64) |
| 750 | 2290 | E750TF | 5.56 (141.2) | 6.38 (162.1) | 7.36 (187.0) | 5.32 / 4.37 (135.1 / 111.0) | 4.68 / 6.18 (118.9 / 157.0) | .31 x .85 / .31 x .85 (7.9 x 21.6 / 7.9 x 21.6) | 34.0 (15.45) |



* 60 Hz Only.
 ** At 50% PF (Power Factor), 95% Nominal Secondary Voltage.

Group 4 – 240/415/480 Volt Primary, 120/240 Volt Secondary, 50/60 Hz
230/400/460 Volt Primary, 115/230 Volt Secondary, 50/60 Hz
220/380/440 Volt Primary, 110/220 Volt Secondary, 50/60 Hz

| Continuous VA | Instantaneous VA* | Catalog Number | Height in (mm) | Width in (mm) | Depth in (mm) | Mtg Width W1 / W2 in (mm) | Mtg Depth D1 / D2 in (mm) | Slot Size S1/S2 – in (mm) | Approx. Ship Weight lbs (kg) |
|---------------|-------------------|----------------|----------------|---------------|---------------|-----------------------------|-----------------------------|---|------------------------------|
| 50 | 110 | E050TH | 2.96 (75.2) | 3.39 (86.1) | 4.36 (110.7) | 2.81 / 2.50 (71.4 / 63.5) | 2.10 / N/A (53.3 / N/A) | .20 x .50 / .20 x .50 (5.08 x 12.7 / 5.08 x 12.7) | 4.0 (1.82) |
| 100 | 235 | E100TH | 3.89 (98.8) | 4.50 (114.3) | 4.48 (113.8) | 3.74 / 3.12 (95.0 / 79.3) | 2.56 / 2.87 (65.0 / 73.0) | .20 x .65 / .20 x .33 (5.08 x 16.5 / 5.08 x 8.38) | 8.0 (3.67) |
| 150 | 470 | E150TH | 3.89 (98.8) | 4.50 (114.3) | 5.21 (132.3) | 3.74 / 3.12 (95.0 / 79.3) | 3.29 / 3.61 (83.6 / 91.7) | .20 x .65 / .20 x .33 (5.08 x 16.5 / 5.08 x 8.38) | 11.0 (5.00) |
| 250 | 730 | E250TH | 4.53 (115.1) | 5.25 (133.4) | 5.07 (128.8) | 4.38 / 3.75 (111.3 / 95.3) | 3.54 / N/A (89.9 / N/A) | .31 x .81 / .31 x .85 (7.9 x 20.59 / 7.9 x 18.0) | 15.0 (6.82) |
| 500 | 1670 | E500TH | 5.56 (141.2) | 6.38 (162.1) | 6.93 (176.0) | 5.32 / 4.37 (135.1 / 111.0) | 4.25 / 5.75 (108.0 / 146.1) | .31 x .85 / .31 x .85 (7.9 x 21.59 / 7.9 x 21.59) | 30.0 (13.64) |
| 750 | 2250 | E750TH | 5.56 (141.2) | 6.38 (162.1) | 7.36 (187.0) | 5.32 / 4.37 (135.1 / 111.0) | 4.68 / 6.18 (118.9 / 157.0) | .31 x .85 / .31 x .85 (7.9 x 21.59 / 7.9 x 21.59) | 34.0 (15.45) |



Note: Fuse holders are not available for these voltage configurations.
 * At 50% PF (Power Factor), 95% Nominal Secondary Voltage.

International Series - Fuse Recommendations

Primary Fusing: Consult local Electrical Code. Secondary Fusing: per IEC EN61558-2-2. * See 500 VA fuse rating for MC design.

| VA | Maximum Current Rating of Fuse | | |
|------|--------------------------------|---------|---------|
| | 24 Vac | 115 Vac | 230 Vac |
| 50 | 2 | 0.5 | 0.25 |
| 100 | 4 | 1 | 0.5 |
| 150 | 6 | 1.6 | 0.8 |
| 250 | 10 | 2 | 1 |
| 500 | 20 | 4 | 2 |
| 750 | * | 6 | 4 |
| 1000 | * | 8 | 4 |
| 1500 | * | 12 | 6 |
| 2000 | - | 16 | 8 |

* See 500 VA fuse rating for MC design.

ICE International Series: 750 - 2000 VA

International CE marked transformers include IP20 touchproof terminations and copper windings in an encapsulated design. These units range from 750 to 2000 VA with 80°C temperature rise. The design is highly flexible due to the use of the standardized primary coil for multiple worldwide voltage combinations. CE marked and cULus approval make the ICE International Series the perfect choice for OEM export equipment.

Features

- IP20 Touch-Proof terminals
- Copper windings
- Epoxy encapsulated for cooler operation and increased reliability
- 80°C rise temp, 130°C insulation system for harsh, heavy-duty standards
- 50/60 Hz Frequency
- Meets or exceeds electrical requirements of NEMA, ANSI and IEC

Certifications and Compliances

-  Listed: E77014
 - UL 506
 - CSA C22.2 No. 66
-  -IEC 61558-1, IEC 61558-2-2
- RoHS Compliant

Related Products

- DIN Rail Power Supplies
- 63 Series Power Conditioners
- Surge Protective Devices



Design Style



Top View

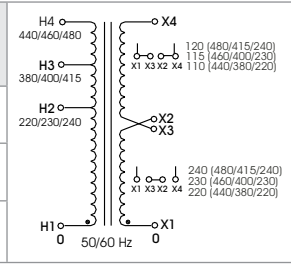


Profile

Selection Tables: International Series

**Group 5 – 240/415/480 Volt Primary, 120/240 Volt Secondary, 50/60 Hz
230/400/460 Volt Primary, 115/230 Volt Secondary, 50/60 Hz
220/380/440 Volt Primary, 110/220 Volt Secondary, 50/60 Hz**

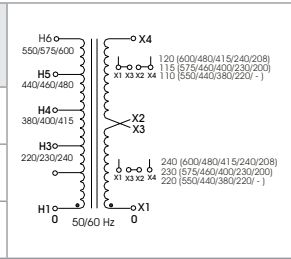
| Continuous VA | Instantaneous VA * | Catalog Number | Height in (mm) | Width in (mm) | Depth in (mm) | Mtg Width "W" in (mm) | Mtg Depth "D" in (mm) | Slot Size – inches (mm) | Approx. Ship Weight lbs (kg) |
|---------------|--------------------|----------------|----------------|---------------|---------------|-----------------------|-----------------------|--------------------------|------------------------------|
| 1000 | 2500 | CE1000TH | 5.63 (143.0) | 6.38 (162.1) | 6.00 (152.4) | 5.31 (135.0) | 4.25 (108.0) | .31 x .69 (7.87 x 17.52) | 25 (11.36) |
| 1500 | 4200 | CE1500TH | 5.63 (143.0) | 6.38 (162.1) | 6.75 (171.5) | 5.31 (135.0) | 5.00 (127.0) | .31 x .69 (7.87 x 17.52) | 32 (14.55) |
| 2000 | 6000 | CE2000TH | 5.63 (143.0) | 6.38 (162.1) | 7.75 (196.9) | 5.31 (135.0) | 6.00 (152.4) | .31 x .69 (7.87 x 17.52) | 37 (16.82) |



* At 50% PF (Power Factor), 95% Nominal Secondary Voltage.

**Group 6 – 208/240/415/480/600 Volt Primary, 120/240 Volt Secondary, 50/60 Hz
200/230/400/460/575 Volt Primary, 115/230 Volt Secondary, 50/60 Hz
– /220/380/440/550 Volt Primary, 110/220 Volt Secondary, 50/60 Hz**

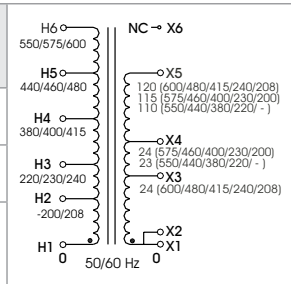
| Continuous VA | Instantaneous VA * | Catalog Number | Height in (mm) | Width in (mm) | Depth in (mm) | Mtg Width "W" in (mm) | Mtg Depth "D" in (mm) | Slot Size in (mm) | Approx. Ship Weight lbs (kg) |
|---------------|--------------------|----------------|----------------|---------------|---------------|-----------------------|-----------------------|--------------------------|------------------------------|
| 1000 | 2500 | CE1000MH | 5.63 (143.0) | 6.38 (162.1) | 6.00 (152.4) | 5.31 (135.0) | 4.25 (108.0) | .31 x .69 (7.87 x 17.52) | 25.0 (11.36) |
| 1500 | 4200 | CE1500MH | 5.63 (143.0) | 6.38 (162.1) | 6.75 (171.5) | 5.31 (135.0) | 5.00 (127.0) | .31 x .69 (7.87 x 17.52) | 32.0 (14.55) |
| 2000 | 6000 | CE2000MH | 5.63 (143.0) | 6.38 (162.1) | 7.75 (196.9) | 5.31 (135.0) | 6.00 (152.4) | .31 x .69 (7.87 x 17.52) | 37.0 (16.82) |



* At 50% PF (Power Factor), 95% Nominal Secondary Voltage.

**Group 7 – 208/240/415/480/600 Volt Primary, 120/ – /24 Volt Secondary, 50/60 Hz
200/230/400/460/575 Volt Primary, 115/24/23 Volt Secondary, 50/60 Hz
– /220/380/440/550 Volt Primary, 110/23/– Volt Secondary, 50/60 Hz**

| Continuous VA | Instantaneous VA * | Catalog Number | Height in (mm) | Width in (mm) | Depth in (mm) | Mtg Width "W" in (mm) | Mtg Depth "D" in (mm) | Slot Size in (mm) | Approx. Ship Weight lbs (kg) |
|---------------|--------------------|----------------|----------------|---------------|---------------|-----------------------|-----------------------|--------------------------|------------------------------|
| 750 | 1875 | CE750MC | 5.63 (143.0) | 6.38 (162.1) | 6.00 (152.4) | 5.31 (135.0) | 4.25 (108.0) | .31 x .69 (7.87 x 17.52) | 25 (11.36) |
| 1000 | 3000 | CE1000MC | 5.63 (143.0) | 6.38 (162.1) | 6.75 (171.5) | 5.31 (135.0) | 5.00 (127.0) | .31 x .69 (7.87 x 17.52) | 32 (14.55) |
| 1500 | 4500 | CE1500MC | 5.63 (143.0) | 6.38 (162.1) | 7.75 (196.9) | 5.31 (135.0) | 6.00 (152.4) | .31 x .69 (7.87 x 17.52) | 37 (16.82) |



Notes: 24V output 500 VA maximum load. Fuse holders are not available for these voltage configurations.

* At 50% PF (Power Factor), 95% Nominal Secondary Voltage.

Компания «Life Electronics» занимается поставками электронных компонентов импортного и отечественного производства от производителей и со складов крупных дистрибьюторов Европы, Америки и Азии.

С конца 2013 года компания активно расширяет линейку поставок компонентов по направлению коаксиальный кабель, кварцевые генераторы и конденсаторы (керамические, пленочные, электролитические), за счёт заключения дистрибьюторских договоров

Мы предлагаем:

- Конкурентоспособные цены и скидки постоянным клиентам.
- Специальные условия для постоянных клиентов.
- Подбор аналогов.
- Поставку компонентов в любых объемах, удовлетворяющих вашим потребностям.
- Приемлемые сроки поставки, возможна ускоренная поставка.
- Доставку товара в любую точку России и стран СНГ.
- Комплексную поставку.
- Работу по проектам и поставку образцов.
- Формирование склада под заказчика.
- Сертификаты соответствия на поставляемую продукцию (по желанию клиента).
- Тестирование поставляемой продукции.
- Поставку компонентов, требующих военную и космическую приемку.
- Входной контроль качества.
- Наличие сертификата ISO.

В составе нашей компании организован Конструкторский отдел, призванный помогать разработчикам, и инженерам.

Конструкторский отдел помогает осуществить:

- Регистрацию проекта у производителя компонентов.
- Техническую поддержку проекта.
- Защиту от снятия компонента с производства.
- Оценку стоимости проекта по компонентам.
- Изготовление тестовой платы монтаж и пусконаладочные работы.



Тел: +7 (812) 336 43 04 (многоканальный)
Email: org@lifeelectronics.ru