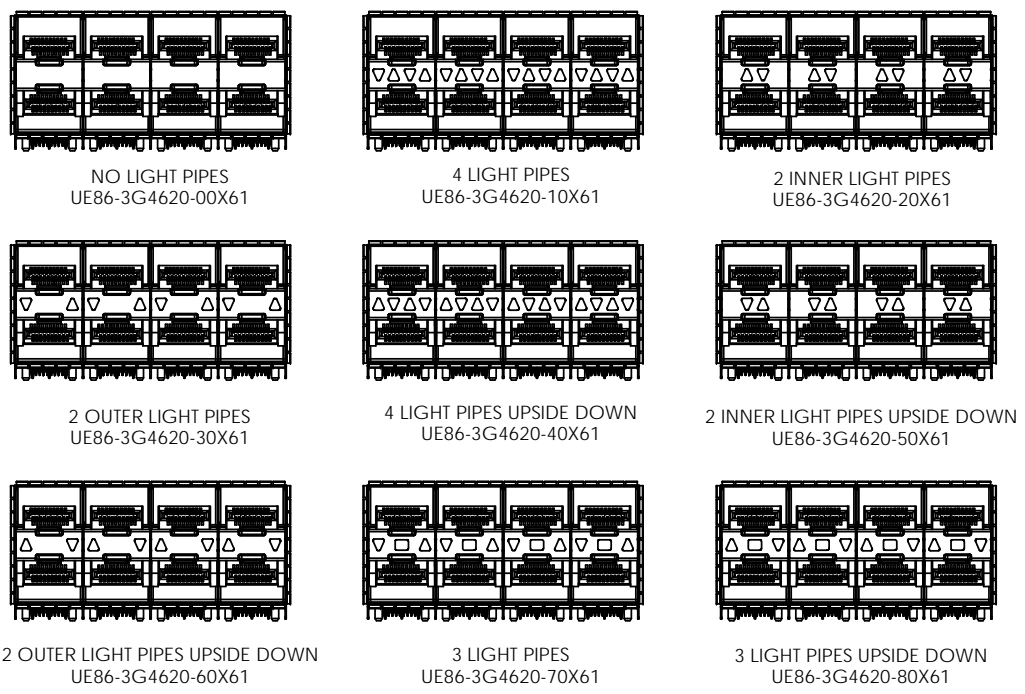
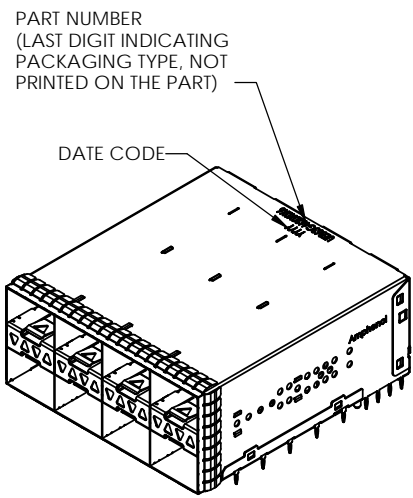


AMPHENOL PART NUMBER CONFIGURATION
UE86-3G4620-X0X61

- LIGHT PIPE OPTION**
- 0 - NO LIGHT PIPE
 - 1 - 4 LP PER 2X1, NORMAL ORIENTATION
 - 2 - 2 INNER LP PER 2X1, NORMAL ORIENTATION
 - 3 - 2 OUTER LP PER 2X1, NORMAL ORIENTATION
 - 4 - 4 LP PER 2X1, REVERSING ORIENTATION
 - 5 - 2 INNER LP PER 2X1, REVERSING ORIENTATION
 - 6 - 2 OUTER LP PER 2X1, REVERSING ORIENTATION
 - 7 - 3 LP PER 2X1, 2 OUTER LP, NORMAL ORIENTATION
 - 8 - 3 LP PER 2X1, 2 OUTER LP, REVERSING ORIENTATION

- PACKAGING**
- 1 - TRAY PACKAGING (STACKED)
- PLATING OPTIONS FOR CONNECTOR**
- 2 - 30µ" GOLD PLATING ON MATING AREA
15-100µ" MATTE TIN ON TERMINATION
 - 3 - 30µ" GOLD PLATING ON MATING AREA
150-300µ" MATTE TIN ON TERMINATION
 - 5 - 15µ" GOLD PLATING ON MATING AREA
15-100µ" MATTE TIN ON TERMINATION
 - 6 - 15µ" GOLD PLATING ON MATING AREA
150-300µ" MATTE TIN ON TERMINATION

REVISIONS				
REV.	ECN	DESCRIPTION	DATE	APPROVED
A		PROPOSAL	FEB 07/14	J. SI
B		UPDATE PLATING OPTIONS	JUN 25/14	J.SI
C		UPDATE NOTES	AUG 19/14	J.SI



MATERIAL: (RoHS COMPLIANT)

1. CAGE - PRESS FIT: COPPER ALLOY (NICKEL SILVER)
2. CONNECTOR - PRESS FIT:
- PLASTIC HOUSING: LCP, FLAMMABILITY RATING UL94-V0
- CONTACTS: PHOSPHOR BRONZE
3. LIGHT PIPE: CLEAR POLYCARBONATE, FLAMMABILITY RATING UL94-V0
4. PACKAGING: TRAY PACKAGING
5. TEMPERATURE RANGE: -40°C TO +85°C



THIS DOCUMENT CONTAINS PROPRIETARY INFORMATION AND SUCH INFORMATION MAY NOT BE DISCLOSED TO OTHERS FOR ANY PURPOSE OR USED FOR MANUFACTURING PURPOSES WITHOUT WRITTEN PERMISSION FROM AMPHENOL CANADA CORP.

UNLESS SPECIFIED OTHERWISE	DRAWN	P. OU	FEB 07/14
DIMENSIONS ARE IN MILLIMETERS	CHECKED	J. SI	FEB 07/14
REFERENCE IN PARENTHESES	M.E. APP'D		
GENERAL TOLERANCES	Q.A. APP'D		
1 DECIMAL PLACE ±0.25	DWG APP'D	J. SI	FEB 07/14
2 DECIMAL PLACE ±0.15	MATERIAL AND FINISH	SEE NOTES	
3 DECIMAL PLACE N/A	REF.	ECN Exxxxx	
ANGULAR DEGREES ±1°	THIRD ANGLE PROJECTION		
ENG. REL. NO.	DO NOT SCALE DRAWING		

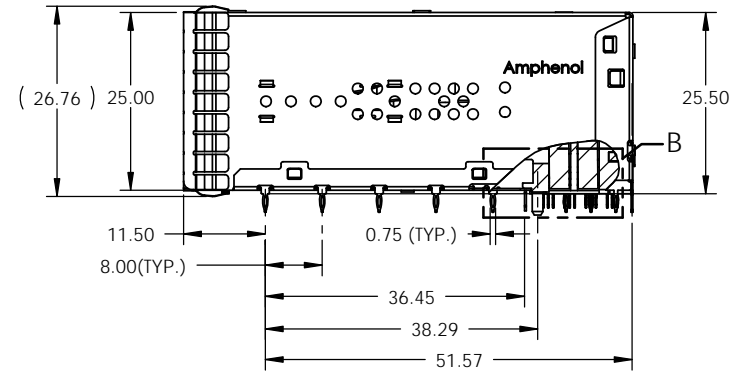
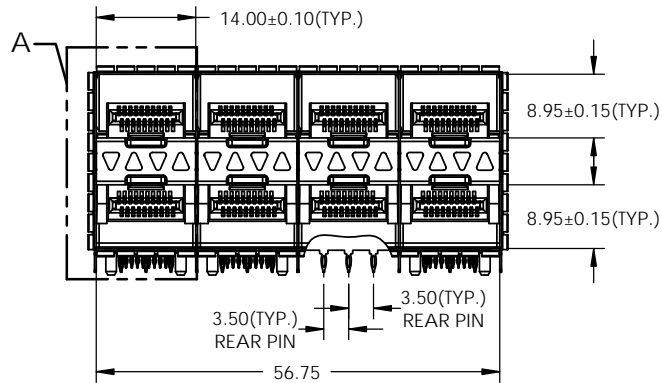
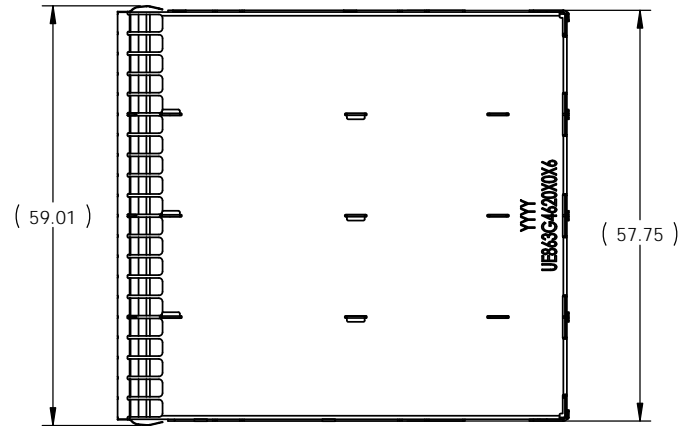
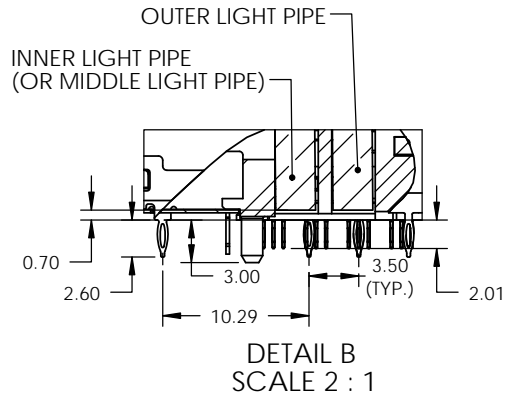
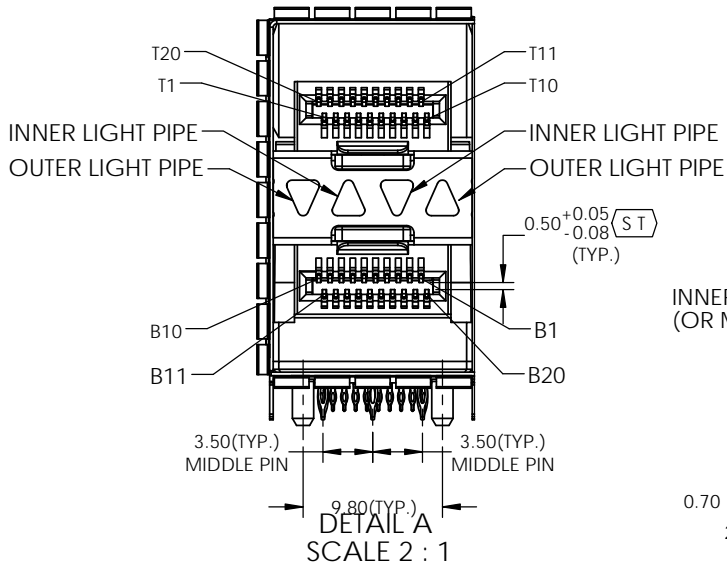
Amphenol High Speed Interconnects
 A Division of Amphenol Corp. www.amphenolcanada.com

2X4 SFP ULTRAPORT WITH LIGHT PIPE OPTIONS AND EMI SPRING FINGER

DWG. NO. **P-UE86-3G4620-X0X61** REV **C**

CODE ID NO. 03554 | DWG SIZE: A4 | SCALE: 2:3 | SHEET 1 OF 5

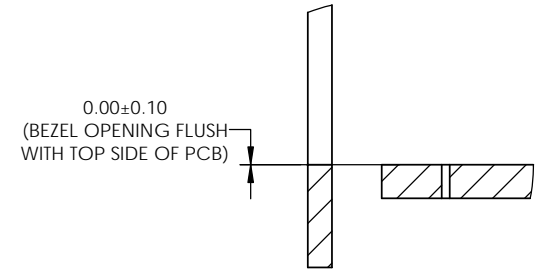
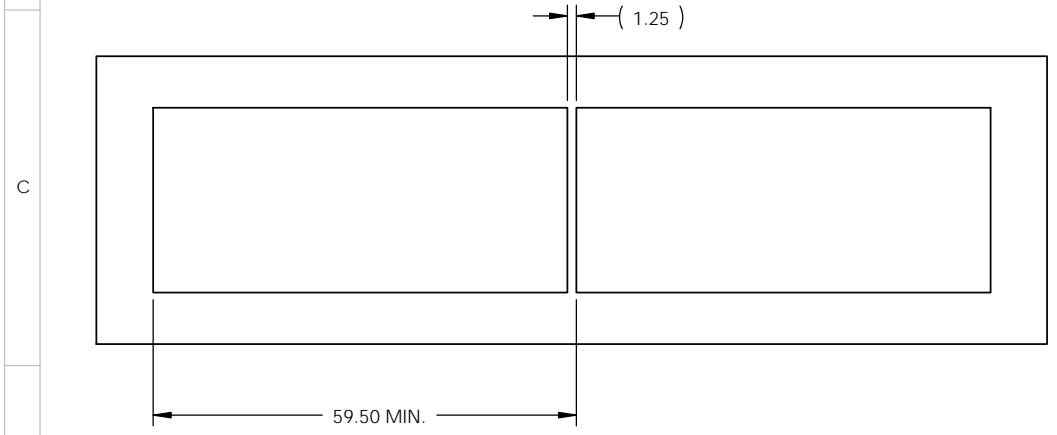
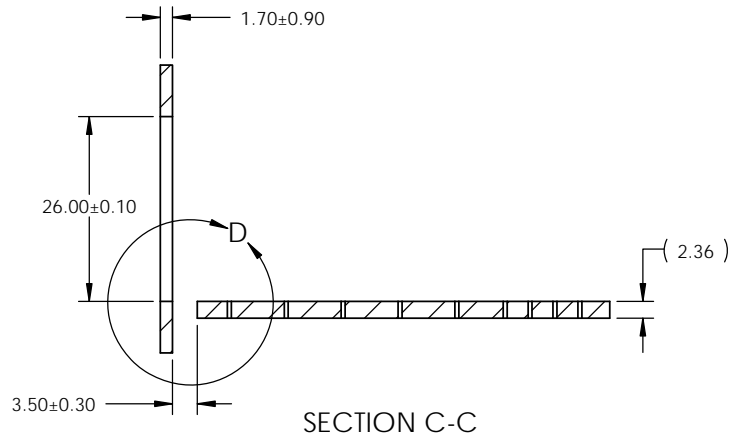
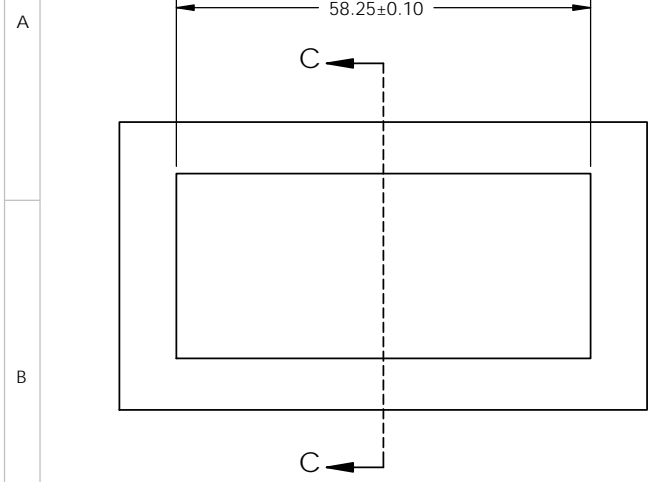
REVISIONS				
REV.	ECN	DESCRIPTION	DATE	APPROVED
A		PROPOSAL	FEB 07/14	J. SI
B		UPDATE PLATING OPTIONS	JUN 25/14	J.SI
C		UPDATE NOTES	AUG 19/14	J.SI



THIS DOCUMENT CONTAINS PROPRIETARY INFORMATION AND SUCH INFORMATION MAY NOT BE DISCLOSED TO OTHERS FOR ANY PURPOSE OR USED FOR MANUFACTURING PURPOSES WITHOUT WRITTEN PERMISSION FROM AMPHENOL CANADA CORP.

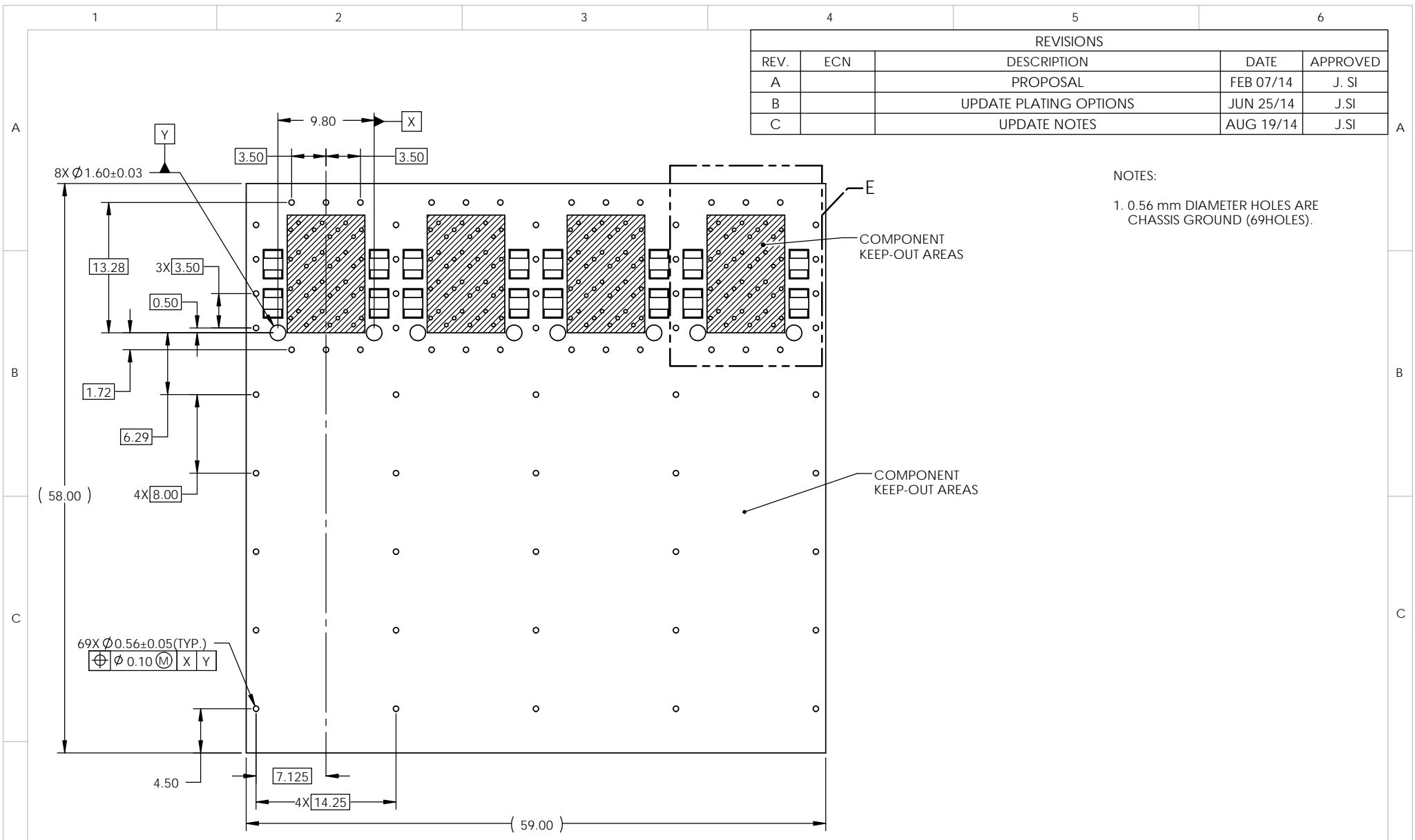
UNLESS SPECIFIED OTHERWISE DIMENSIONS ARE IN MILLIMETERS REFERENCE IN PARENTHESES GENERAL TOLERANCES	DRAWN P. OU CHECKED J. SI M.E. APP'D Q.A. APP'D DWG APP'D J. SI MATERIAL AND FINISH REF. ECN Exxxxx	FEB 07/14 FEB 07/14	Amphenol High Speed Interconnects A Division of Amphenol Corp. www.amphenolcanada.com 2X4 SFP ULTRAPORT WITH LIGHT PIPE OPTIONS AND EMI SPRING FINGER	DWG. NO.	REV	
1 DECIMAL PLACE ±0.25 2 DECIMAL PLACE ±0.15 3 DECIMAL PLACE N/A ANGULAR DEGREES ±1° ENG. REL. NO.	SEE NOTES	FEB 07/14		P-UE86-3G4620-X0X61	C	
THIRD ANGLE PROJECTION DO NOT SCALE DRAWING			CODE ID NO. 03554	DWG SIZE: A4	SCALE: 1:1	SHEET 2 OF 5

REVISIONS				
REV.	ECN	DESCRIPTION	DATE	APPROVED
A		PROPOSAL	FEB 07/14	J. SI
B		UPDATE PLATING OPTIONS	JUN 25/14	J.SI
C		UPDATE NOTES	AUG 19/14	J.SI



THIS DOCUMENT CONTAINS PROPRIETARY INFORMATION AND SUCH INFORMATION MAY NOT BE DISCLOSED TO OTHERS FOR ANY PURPOSE OR USED FOR MANUFACTURING PURPOSES WITHOUT WRITTEN PERMISSION FROM AMPHENOL CANADA CORP.

UNLESS SPECIFIED OTHERWISE		DRAWN	P. OU	FEB 07/14	Amphenol High Speed Interconnects A Division of Amphenol Corp. www.amphenolcanada.com
DIMENSIONS ARE IN MILLIMETERS		CHECKED	J. SI	FEB 07/14	
REFERENCE IN PARENTHESES		M.E. APP'D			
GENERAL TOLERANCES		Q.A. APP'D			
1 DECIMAL PLACE	±0.25	DWG APP'D	J. SI	FEB 07/14	2X4 SFP ULTRAPORT WITH LIGHT PIPE OPTIONS AND EMI SPRING FINGER
2 DECIMAL PLACE	±0.15	MATERIAL AND FINISH	SEE NOTES		
3 DECIMAL PLACE	N/A	REF.	ECN Exxxxx		DWG. NO.
ANGULAR DEGREES	±1°	THIRD ANGLE PROJECTION	DO NOT SCALE DRAWING		P-UE86-3G4620-X0X61
ENG. REL. NO.					CODE ID NO. 03554 DWG SIZE: A4 SCALE: 1:1 SHEET 3 OF 5



REVISIONS				
REV.	ECN	DESCRIPTION	DATE	APPROVED
A		PROPOSAL	FEB 07/14	J. SI
B		UPDATE PLATING OPTIONS	JUN 25/14	J.SI
C		UPDATE NOTES	AUG 19/14	J.SI

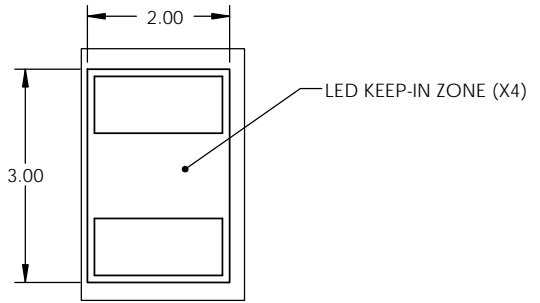
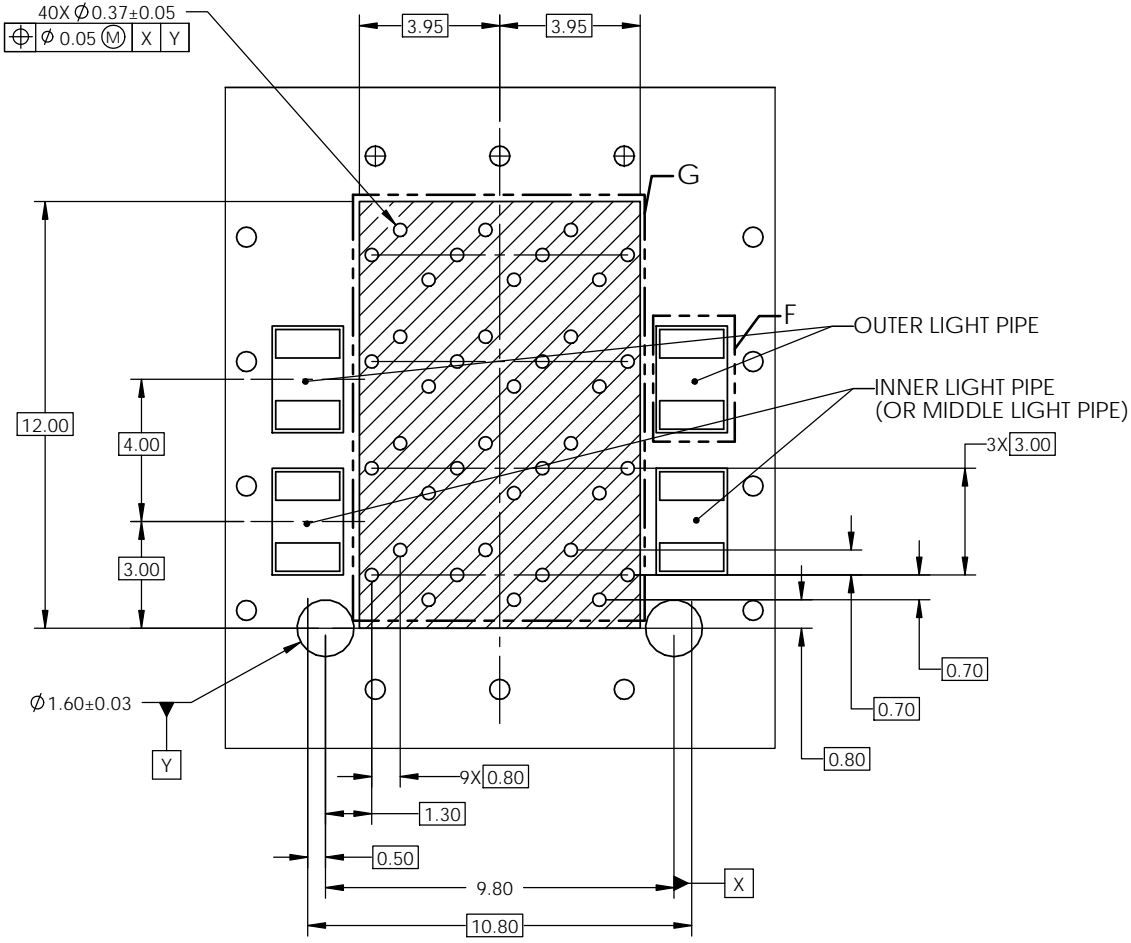
NOTES:
 1. 0.56 mm DIAMETER HOLES ARE CHASSIS GROUND (69HOLES).

2X4 PCB LAYOUT

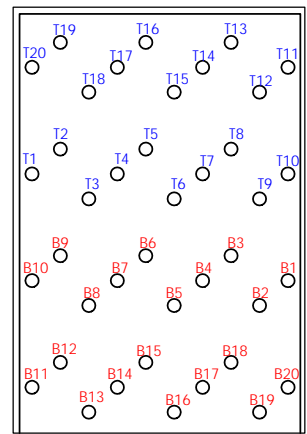
THIS DOCUMENT CONTAINS PROPRIETARY INFORMATION AND SUCH INFORMATION MAY NOT BE DISCLOSED TO OTHERS FOR ANY PURPOSE OR USED FOR MANUFACTURING PURPOSES WITHOUT WRITTEN PERMISSION FROM AMPHENOL CANADA CORP.

UNLESS SPECIFIED OTHERWISE		DRAWN	P. OU	FEB 07/14	Amphenol High Speed Interconnects A Division of Amphenol Corp. www.amphenolcanada.com
DIMENSIONS ARE IN MILLIMETERS		CHECKED	J. SI	FEB 07/14	
REFERENCE IN PARENTHESES		M.E. APP'D			
GENERAL TOLERANCES		Q.A. APP'D			2X4 SFP ULTRAPORT WITH LIGHT PIPE OPTIONS AND EMI SPRING FINGER
1 DECIMAL PLACE	±0.25	DWG APP'D	J. SI	FEB 07/14	
2 DECIMAL PLACE	±0.15	MATERIAL AND FINISH	SEE NOTES		
3 DECIMAL PLACE	N/A	REF.	ECN Exxxxx		
ANGULAR DEGREES	±1°	THIRD ANGLE PROJECTION		DO NOT SCALE DRAWING	DWG. NO.
ENG. REL. NO.					P-UE86-3G4620-X0X61
					CODE ID NO. 03554
					DWG SIZE: A4
					SCALE: 2:1
					SHEET 4 OF 5

REVISIONS				
REV.	ECN	DESCRIPTION	DATE	APPROVED
A		PROPOSAL	FEB 07/14	J. SI
B		UPDATE PLATING OPTIONS	JUN 25/14	J.SI
C		UPDATE NOTES	AUG 19/14	J.SI



DETAIL F
SCALE 10 : 1



DETAIL G
SCALE 5 : 1

DETAIL E
SCALE 5 : 1

THIS DOCUMENT CONTAINS PROPRIETARY INFORMATION AND SUCH INFORMATION MAY NOT BE DISCLOSED TO OTHERS FOR ANY PURPOSE OR USED FOR MANUFACTURING PURPOSES WITHOUT WRITTEN PERMISSION FROM AMPHENOL CANADA CORP.

UNLESS SPECIFIED OTHERWISE		DRAWN	P. OU	FEB 07/14
DIMENSIONS ARE IN MILLIMETERS		CHECKED	J. SI	FEB 07/14
REFERENCE IN PARENTHESES		M.E. APP'D		
GENERAL TOLERANCES		Q.A. APP'D		
1 DECIMAL PLACE	±0.25	DWG APP'D	J. SI	FEB 07/14
2 DECIMAL PLACE	±0.15	MATERIAL AND FINISH	SEE NOTES	
3 DECIMAL PLACE	N/A	REF.	ECN Exxxxx	
ANGULAR DEGREES	±1°	THIRD ANGLE PROJECTION	DO NOT SCALE DRAWING	
ENG. REL. NO.				

Amphenol High Speed Interconnects A Division of Amphenol Corp. www.amphenolcanada.com				
2X4 SFP ULTRAPORT WITH LIGHT PIPE OPTIONS AND EMI SPRING FINGER				
DWG. NO.		P-UE86-3G4620-X0X61		
CODE ID NO.	03554	DWG SIZE:	A4	SCALE: 2:1
				SHEET 5 OF 5

Компания «Life Electronics» занимается поставками электронных компонентов импортного и отечественного производства от производителей и со складов крупных дистрибьюторов Европы, Америки и Азии.

С конца 2013 года компания активно расширяет линейку поставок компонентов по направлению коаксиальный кабель, кварцевые генераторы и конденсаторы (керамические, пленочные, электролитические), за счёт заключения дистрибьюторских договоров

Мы предлагаем:

- Конкуренспособные цены и скидки постоянным клиентам.
- Специальные условия для постоянных клиентов.
- Подбор аналогов.
- Поставку компонентов в любых объемах, удовлетворяющих вашим потребностям.
- Приемлемые сроки поставки, возможна ускоренная поставка.
- Доставку товара в любую точку России и стран СНГ.
- Комплексную поставку.
- Работу по проектам и поставку образцов.
- Формирование склада под заказчика.
- Сертификаты соответствия на поставляемую продукцию (по желанию клиента).
- Тестирование поставляемой продукции.
- Поставку компонентов, требующих военную и космическую приемку.
- Входной контроль качества.
- Наличие сертификата ISO.

В составе нашей компании организован Конструкторский отдел, призванный помогать разработчикам, и инженерам.

Конструкторский отдел помогает осуществить:

- Регистрацию проекта у производителя компонентов.
- Техническую поддержку проекта.
- Защиту от снятия компонента с производства.
- Оценку стоимости проекта по компонентам.
- Изготовление тестовой платы монтаж и пусконаладочные работы.



Тел: +7 (812) 336 43 04 (многоканальный)

Email: org@lifeelectronics.ru