




Features

- Balanced Mini-TRIGARD™ Series (5 mm diameter, 7.3 mm length)
- Ideal for board level protection of broadband circuits
- Leadless, surface mount for economical assembly
- Stable breakdown throughout life
- High surge current rating, low insertion loss
-  UL Recognized
- RoHS compliant* version available

2036-xx-SM Precision Gas Discharge Tube Surge Protector

Bourns now offers a surface mount (SM) 3-electrode Gas Discharge Tube (GDT) surge protection device. The industry-leading quality and features of the Bourns® miniature 2036 TRIGARD™ series GDT continues in this new SM version for “pick and place” manufacturing techniques. The 2036 SM device is ideal for board level protection of high bandwidth applications such as xDSL, cable broadband and high speed Ethernet, due to its high energy handling capability, long and stable life performance and low capacitance of less than 2 pF. Bourns subminiature family of GDTs measure only 5 mm in diameter and are the smallest high performance GDTs in the telecom industry. Bourns® GDTs are designed to prevent damage from transient disturbances by acting as a “crowbar” in creating a short-to-ground circuit during conduction. When a voltage transient surge exceeds the defined breakdown voltage level of the GDT, the device becomes ionized and conduction takes place within a fraction of a microsecond. When the surge passes and system voltage returns to normal levels, the GDT returns to its high-impedance (off) state.

Characteristics

Test Methods per ITU-T (CCITT) K.12, IEEE C62.31

Characteristic	Model No.					
	2036-07	2036-09	2036-15	2036-20	2036-23	2036-25
DC Sparkover ±20 % @ 100 V/s	75 V	90 V	150 V	200 V	230 V	250 V
Impulse Sparkover						
100 V/μs	250 V	250 V	350 V	425 V	450 V	475 V
1000 V/μs	525 V	550 V	500 V	575 V	600 V	625 V

Characteristic	Model No.					
	2036-30	2036-35	2036-40	2036-42	2036-47	2036-60
DC Sparkover ±20 % @ 100 V/s	300 V	350 V	400 V	420 V	470 V	600 V
Impulse Sparkover						
100 V/μs	500 V	600 V	650 V	675 V	750 V	850 V
1000 V/μs	650 V	750 V	825 V	850 V	950 V	1100 V

Impulse Transverse Delay.....	100 V/μs.....	< 75 ns
Insulation Resistance (IR)	100 V (50 V for Model 2036-07 & 2036-09)	> 10 ¹⁰ Ω
Glow Voltage	10 mA.....	~ 70 V
Arc Voltage	1 A.....	~ 10 V
Glow-Arc Transition Current		< 0.5 A
Capacitance	1 MHz	< 2 pF
DC Holdover Voltage ¹	>135 V, (52 V for Model 2036-07, & -09,	< 150 ms
	80 V for Model 2036-15)	
Impulse Discharge Current.....	20000 A, 8/20 μs ²	1 operation minimum
	10000 A, 8/20 μs.....	> 10 operations
	200 A, 10/1000 μs	> 300 operations
	2000 A, 10/350 μs.....	1 operation
	200 A, 10/700 μs	> 500 operations
Alternating Discharge Current	20 Arms, 1 s ²	1 operation minimum
	10 Arms, 1 s.....	> 10 operations
Operating Temperature.....		-55 to +85 °C
Climatic Category (IEC 60068-1).....		40/90/21

Notes:

- **UL Recognized component, UL File E153537.**
- No model number marking on tube; date code and voltage only: month year digits, xxxV (e.g. 0209 400V).
- The rated discharge current for Mini-TRIGARD™ GDTs is the total current equally divided between each line to ground.
- Surface Mount (SM) parts may show a temporary increase in DCBD after the solder reflow process. Most devices will recover within 24 hours time. It should be noted that there is no quality defect nor change in protection levels during the temporary change in DCBD.
- Sparkover limits after life ±25 % (-25 %, +30 % for Model 2036-07, 2036-09 and 2036-60), IR >10⁸ Ω.
- Operating characteristics per RUS PE-80 and Telcordia GR 1361 available on request.
- Line to Line voltage is approximately 1.8 to 2 times the stated Line to Ground breakdown voltage.
- At delivery AQL 0.65 Level II, DIN ISO 2859.

¹ Network applied.

² DC Sparkover may exceed ±25 % but will continue to protect without venting.

*RoHS Directive 2002/95/EC Jan 27, 2003 including Annex.

Specifications are subject to change without notice.

Customers should verify actual device performance in their specific applications.

2036-xx-SM Precision Gas Discharge Tube Surge Protector

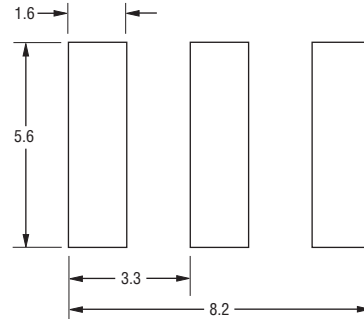
BOURNS®

Product Dimensions



DIMENSIONS: MILLIMETERS
 DIMENSION TOLERANCE: .X ± 0.25

Recommended Pad Layout



How to Order

2036 - xx - SM - RP LF

- Model Number Designator _____
- Voltage (Divided by 10) _____
- Surface Mount _____
- Packaging Options* _____
 - Blank = Bulk Packaging (Standard)
 - RP = Reelpack - 1000 pcs./reel (Optional)
 - RP2 = Reelpack - 1000 pcs./reel (Optional)
- RoHS Compliant Option _____
 - Blank = Standard Product
 - LF = RoHS Compliant Product

* The optional -RP & -RP2 reelpacks contain 1000 pcs./reel.
 The reels are 330 mm in diameter. The -RP reelpack is 18 mm wide.
 The -RP2 reelpack is 26 mm wide.

2036-xx-SM Precision Gas Discharge Tube Surge Protector

BOURNS®

Packaging Specifications

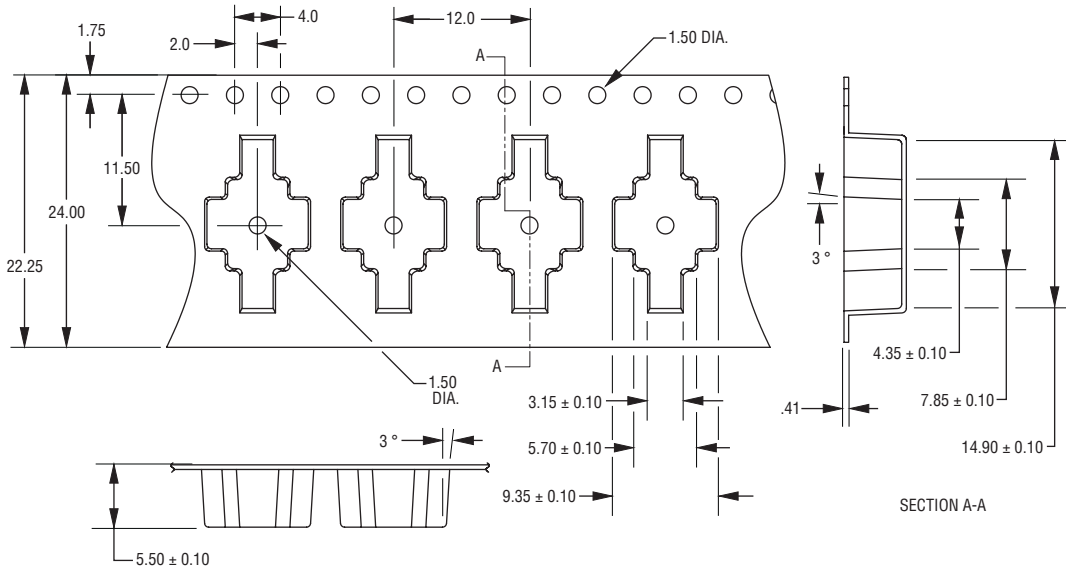
The Model 2036-xx-SM ships standard bulk pack, 100 pieces per bag.

The optional -RP & -RP2 reelpacks contain 1,000 pcs./reel. The reels are 330 mm in diameter. The -RP reelpack is 18 mm wide. The -RP2 reelpack is 26 mm wide.

-RP



-RP2



DIMENSIONS: MILLIMETERS
DIMENSION TOLERANCE: .X ±0.25

REV. N 04/11

Mini-TRIGARD™ is a trademark of Bourns, Inc.

Specifications are subject to change without notice.

Customers should verify actual device performance in their specific applications.

Компания «Life Electronics» занимается поставками электронных компонентов импортного и отечественного производства от производителей и со складов крупных дистрибьюторов Европы, Америки и Азии.

С конца 2013 года компания активно расширяет линейку поставок компонентов по направлению коаксиальный кабель, кварцевые генераторы и конденсаторы (керамические, пленочные, электролитические), за счёт заключения дистрибьюторских договоров

Мы предлагаем:

- Конкурентоспособные цены и скидки постоянным клиентам.
- Специальные условия для постоянных клиентов.
- Подбор аналогов.
- Поставку компонентов в любых объемах, удовлетворяющих вашим потребностям.
- Приемлемые сроки поставки, возможна ускоренная поставка.
- Доставку товара в любую точку России и стран СНГ.
- Комплексную поставку.
- Работу по проектам и поставку образцов.
- Формирование склада под заказчика.
- Сертификаты соответствия на поставляемую продукцию (по желанию клиента).
- Тестирование поставляемой продукции.
- Поставку компонентов, требующих военную и космическую приемку.
- Входной контроль качества.
- Наличие сертификата ISO.

В составе нашей компании организован Конструкторский отдел, призванный помогать разработчикам, и инженерам.

Конструкторский отдел помогает осуществить:

- Регистрацию проекта у производителя компонентов.
- Техническую поддержку проекта.
- Защиту от снятия компонента с производства.
- Оценку стоимости проекта по компонентам.
- Изготовление тестовой платы монтаж и пусконаладочные работы.



Тел: +7 (812) 336 43 04 (многоканальный)

Email: org@lifeelectronics.ru