


Photologic® Reflective Object Sensor



OPB715Z, OPB716Z, OPB717Z, OPB718Z

Features:

- Focused for maximum sensitivity
- .5" (12.700 mm) sensing distance
- Panel mount
- Choice of output configurations
- 18" (457.200 mm) minimum wire length



Description:

The **OPB715Z** series reflective assembly consists of a GaAlAs LED and a Photologic® sensor enclosed in an IR transmissive housing. The sensor is characterized to detect paper at 0.5" (12.7 mm). The sensor has a wide operating distance range and is capable of detecting reflective objects at other distances. The reflective distance depends on the reflectance materials.

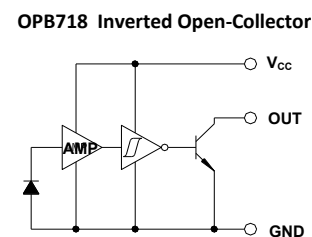
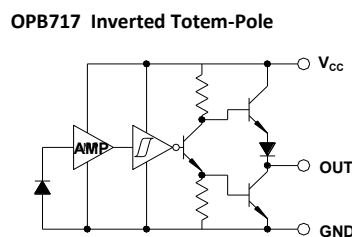
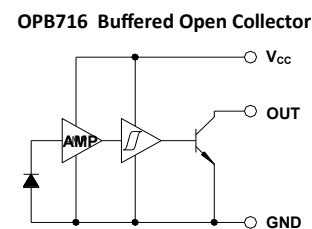
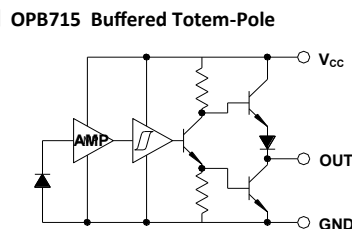
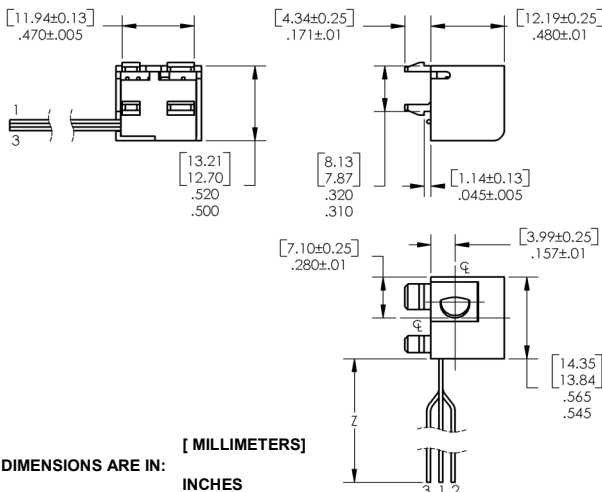
These devices are designed to replace conventional mechanical limit switches where long life and reliability are critical. The switches are designed to easily snap mount into a 0.036 inch (0.914 mm) 20 gage thick material with a rectangular opening of 0.315" x 0.472" (8.0 mm x 12.0 mm).

The sensor's panel-mount plastic housing shields stray light and is terminated with 18" (457 mm) UL approved 26 AWG wire leads. The LED is current limited internally for design convenience. Its output can be specified as either TTL Totem-Pole or TTL Open-Collector. Inverted output options are available for either output configuration.

Applications:

- Focused for maximum sensitivity
- 0.5" (12.700 mm) sensing distance
- Panel mount
- Choice of output configurations
- 18" (457.200 mm) minimum wire length

Part Number	LED Peak Wavelength	Sensor Photologic®	Reflection Distance Inch (mm)	Lead Length / Spacing
OPB715Z	890 nm	Totem-Pole	0.50"	18" / 26 AWG Wire
OPB716Z		Open-Collector		
OPB717Z		Inv-Totem-Pole		
OPB718Z		Inv-Open-Collector		



Color-Pin #	Description
Orange	V _{CC}
White	Output
Violet	Ground



General Note
TT Electronics reserves the right to make changes in product specification without notice or liability. All information is subject to TT Electronics' own data and is considered accurate at time of going to print.

OPTEK Technology, Inc.
1645 Wallace Drive, Carrollton, TX 75006 | Ph: +1 972 323 2200
www.optekinc.com | www.ttelectronics.com

Electrical Specifications

Absolute Maximum Ratings (T _A = 25° C unless otherwise noted)	
Storage & Operating Temperature Range	-40° C to +85° C
Supply Voltage, V _{CC} (not to exceed 2 seconds)	10 V
Power Dissipation ⁽¹⁾	300 mW
Output Voltage (Open-Collector only)	35 V

Electrical Characteristics (T _A = 25° C unless otherwise noted, see OPL560 series for additional electrical information)						
SYMBOL	PARAMETER	MIN	TYP	MAX	UNITS	TEST CONDITIONS
V _{CC}	Operating Supply Voltage	4.75	-	5.25	V	-
I _{CCL}	Low-Level Supply Current:	-	-	30	mA	V _{CC} = 5.0 V, output open
I _{CCH}	High-Level Supply Current	-	-	50	mA	V _{CC} = 5.0 V, output open
I _{OH}	High Level Output Current	-	-	100	μA	V _{OH} = 30 V, E _E = 1 mW/cm ²
	OPB716 OPB718	-	-	100	μA	V _{OH} = 30 V, E _E = 0
I _{OS}	Short Circuit Output Current	-	-	100	μA	V _{CC} = 5.0 V, V _{CH} = 5 V
	OPB715 OPB717	-	-	100	μA	
V _{OH}	High Level Output Voltage	V _{CC} -	-	-	V	I _{OH} = -1 μA, E _E = 1 mW/cm ² I _{OH} = -1 μA, E _E = 0
		2.1	-	-	V	
V _{OL}	Low Level Output Voltage	V _{CC} -	-	-	V	I _{OL} = 16 mA, E _E = 0 I _{OL} = 16 mA, E _E = 1 mW/cm ²
		2.1	-	-	V	

Notes:

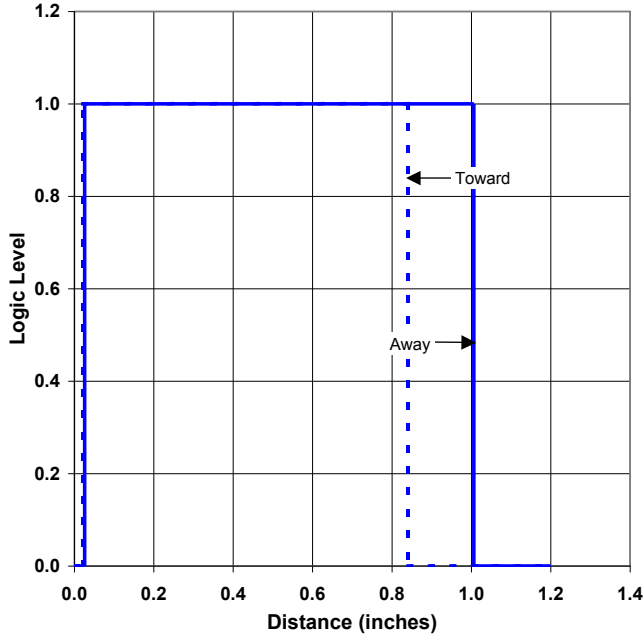
- (1) Derate linearly at 5.0 mW / °C above 25° C.
- (2) Terminating wire is 7 strand, 26 AWG, UL 1429.
- (3) Tested at d = 0.55" (12.7 mm) from a 90% diffuse, white test surface. Reference: Eastman Kodak Catalog #E 152 7795.
- (4) No reflective surface.

General Note

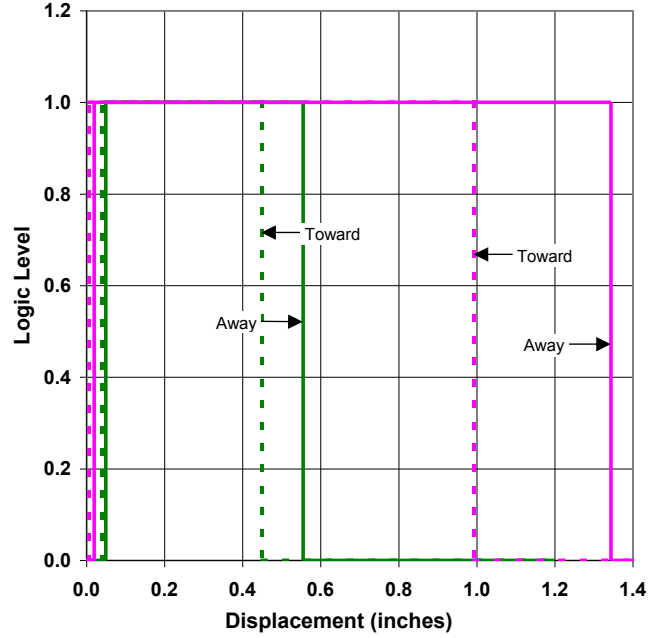
TT Electronics reserves the right to make changes in product specification without notice or liability. All information is subject to TT Electronics' own data and is considered accurate at time of going to print.

OPTEK Technology, Inc.
1645 Wallace Drive, Carrollton, TX 75006 | Ph: +1 972 323 2200
www.optekinc.com | www.ttelectronics.com

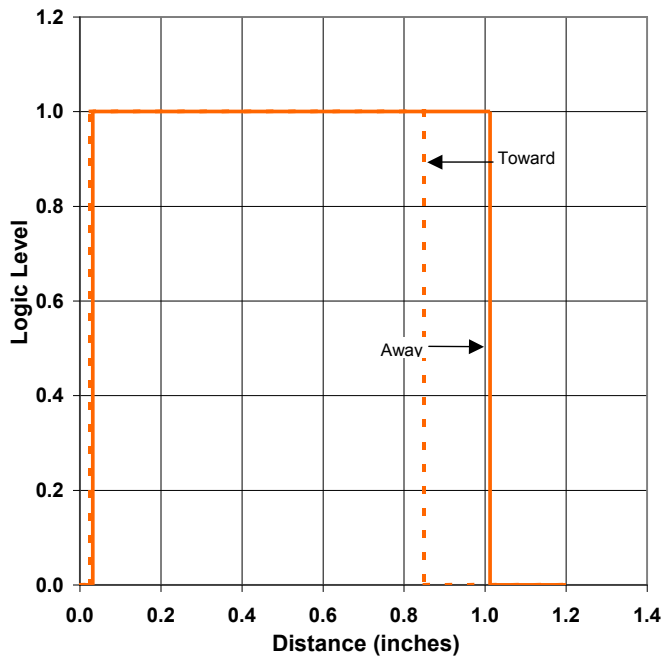
Typical - Voltage vs Displacement
Kodak 90%



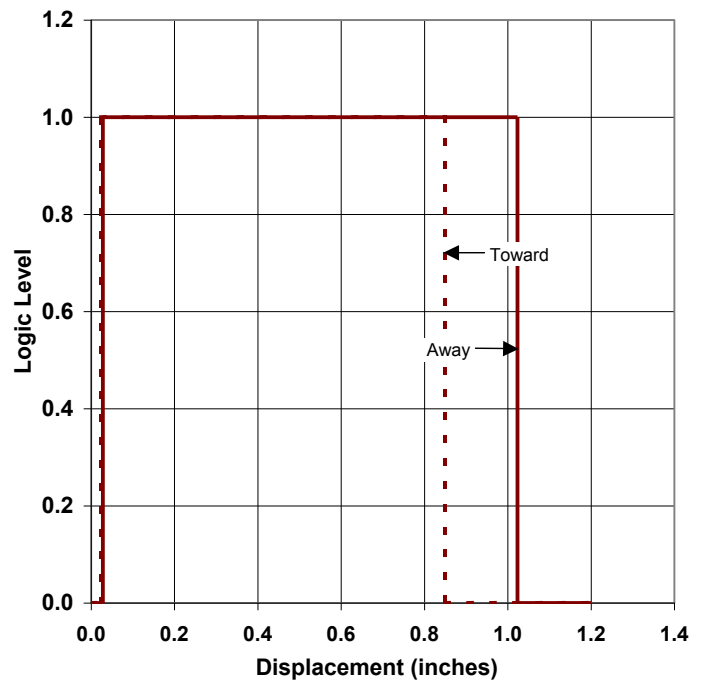
Typical - Voltage vs Displacement
Kodak 19% & Retroreflective



Typical - Voltage vs Displacement
Copy Paper



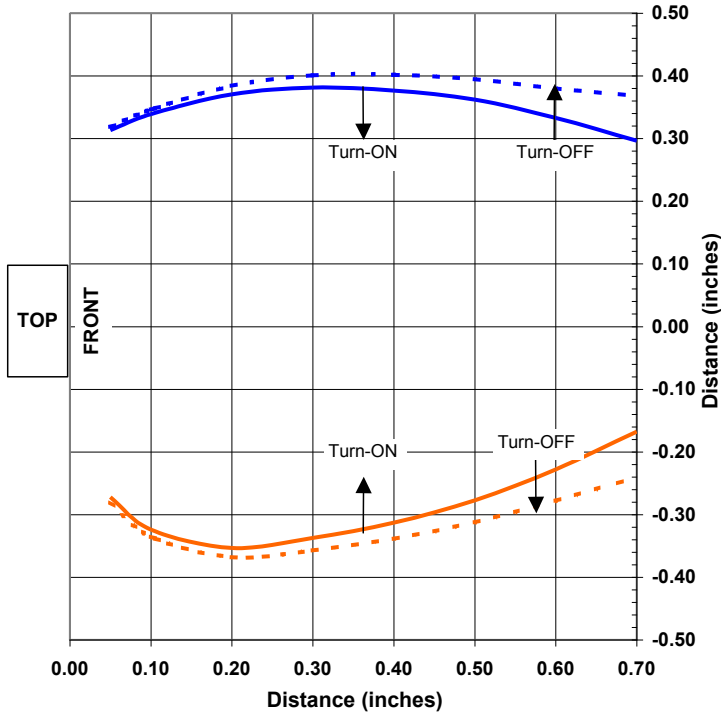
Typical - Voltage vs Displacement
Avery Label 5160



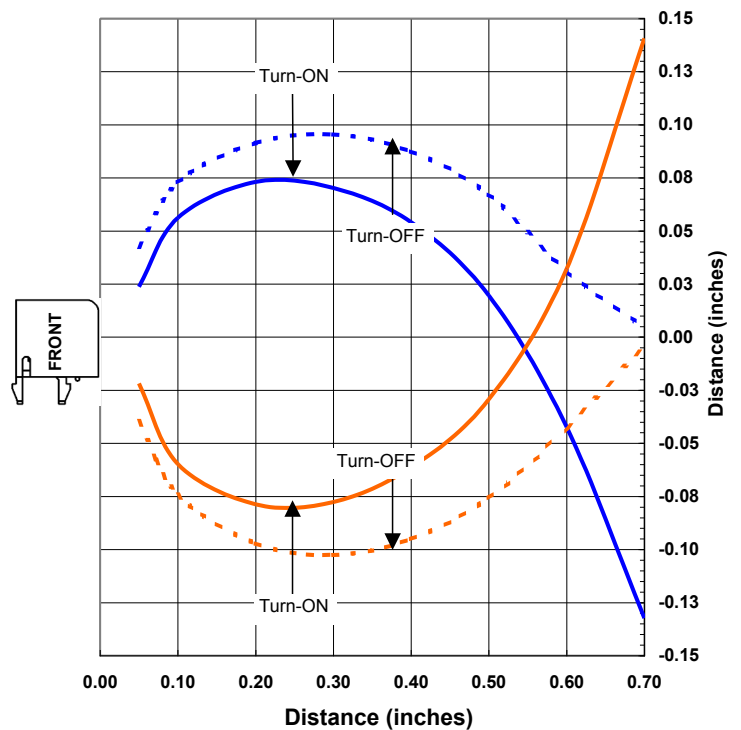
General Note
TT Electronics reserves the right to make changes in product specification without notice or liability. All information is subject to TT Electronics' own data and is considered accurate at time of going to print.

OPTEK Technology, Inc.
1645 Wallace Drive, Carrollton, TX 75006 | Ph: +1 972 323 2200
www.optekinc.com | www.ttelectronics.com

**Typical - Trigger Points vs Displacement
From Both Sides**



**Typical - Trigger Points vs Displacement
From Top & Bottom**



General Note

TT Electronics reserves the right to make changes in product specification without notice or liability. All information is subject to TT Electronics' own data and is considered accurate at time of going to print.

OPTEK Technology, Inc.
1645 Wallace Drive, Carrollton, TX 75006 | Ph: +1 972 323 2200
www.optekinc.com | www.ttelectronics.com

Компания «Life Electronics» занимается поставками электронных компонентов импортного и отечественного производства от производителей и со складов крупных дистрибьюторов Европы, Америки и Азии.

С конца 2013 года компания активно расширяет линейку поставок компонентов по направлению коаксиальный кабель, кварцевые генераторы и конденсаторы (керамические, пленочные, электролитические), за счёт заключения дистрибьюторских договоров

Мы предлагаем:

- Конкурентоспособные цены и скидки постоянным клиентам.
- Специальные условия для постоянных клиентов.
- Подбор аналогов.
- Поставку компонентов в любых объемах, удовлетворяющих вашим потребностям.
- Приемлемые сроки поставки, возможна ускоренная поставка.
- Доставку товара в любую точку России и стран СНГ.
- Комплексную поставку.
- Работу по проектам и поставку образцов.
- Формирование склада под заказчика.
- Сертификаты соответствия на поставляемую продукцию (по желанию клиента).
- Тестирование поставляемой продукции.
- Поставку компонентов, требующих военную и космическую приемку.
- Входной контроль качества.
- Наличие сертификата ISO.

В составе нашей компании организован Конструкторский отдел, призванный помогать разработчикам, и инженерам.

Конструкторский отдел помогает осуществить:

- Регистрацию проекта у производителя компонентов.
- Техническую поддержку проекта.
- Защиту от снятия компонента с производства.
- Оценку стоимости проекта по компонентам.
- Изготовление тестовой платы монтаж и пусконаладочные работы.



Тел: +7 (812) 336 43 04 (многоканальный)

Email: org@lifeelectronics.ru