

5mm (T1 3/4) Package Discrete LED RED/GREEN, Bi-Color



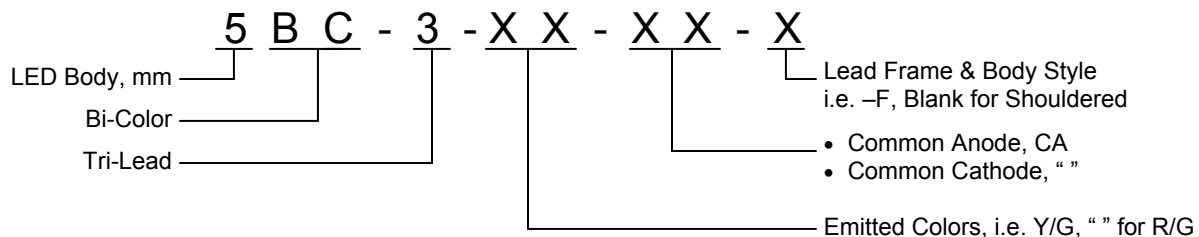
5BC-3-X

- ◆ Industry Standard 5mm (T1 3/4) Package
- ◆ RoHS Compliant
- ◆ White Diffused Lens
- ◆ Available in Flange (F) and Shouldered (Blank) Lead Frame styles
- ◆ 3-Lead Bi-Color LED
- ◆ Ideal for Status Indication and Display

Bivar 5mm T1 3/4 Package Tri-Color LED is ideal for those applications where multiple signals need to be displayed at the same location such as standby-on indication for server or computer peripherals. When needed, the 3rd color signal could be created by powering up both chips together for on-off-standby applications that require three distinct signals. Bivar offers white diffused LED lens for uniform light output. The Flange LED is ideal for Panel Mount Clip & Ring assemblies and the Shouldered Lead frame LED has a built in strain relief feature which is ideal for Right Angle Holder assemblies that require lead bends. This 3-Lead Bi-Color LED package comes in a common cathode Lead Frame configuration.

Part Number	Material	Emitted Color	Peak. Wavelength λ_p (nm) TYP.	Lens Appearance	Viewing Angle
5BC-3-F	GaAsP/GaP	RED	625nm	White Diffused	40°
	GaP/GaP	GREEN	568nm		
5BC-3	GaAsP/GaP	RED	625nm		
	GaP/GaP	GREEN	568nm		

Part Number Designation



Bivar reserves the right to make changes at any time without notice.

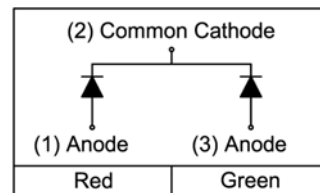
5mm (T1 3/4) Package Discrete LED RED/GREEN, Bi-Color



Outline Dimensions



Recommended Mounting
Hole Size = $\varnothing.032^{+.003}_{-.002}$



Outline Drawings Notes:

1. All dimensions are in inches [millimeters].
2. Standard tolerance: ± 0.010 " unless otherwise noted.
3. Tolerance of overall epoxy outline: ± 0.020 " unless otherwise noted.
4. Epoxy meniscus may extend to 0.060" max.

Bivar reserves the right to make changes at any time without notice.

5mm (T1 3/4) Package Discrete LED RED/GREEN, Bi-Color



Absolute Maximum Ratings

T_A = 25°C unless otherwise noted

Power Dissipation	80 mW
Forward Current (DC)	30 mA
Peak Forward Current ¹	150 mA
Operating Temperature Range	-25 ~ +85°C
Storage Temperature Range	-30 ~ +100°C
Lead Soldering Temperature (3 mm from the base of the epoxy bulb) ²	260°C

Notes: 1. 10% Duty Cycle, Pulse Width ≤ 0.1 msec. 2. Solder time less than 5 seconds at temperature extreme.

Electrical / Optical Characteristics

T_A = 25°C & I_F = 20 mA unless otherwise noted

Part Number	Emitted Color	Forward Voltage (V) ¹			Recommend Forward Current (mA)			Reverse Current (μA)	Dominant Wavelength (nm) ²			Luminous Intensity I _v (mcd)			Viewing Angle 2Θ 1/2 (deg)
		MIN	TYP	MAX	MIN	TYP	MAX	MAX	MIN	TYP	MAX	MIN	TYP	MAX	TYP
5BC-3-F	Red	/	2.0	2.8	/	20	/	100	/	/	/	/	35	/	40
	Green	/	2.1	2.8									/	35	
5BC-3	Red	/	2.0	2.8	/	20	/	100	/	/	/	/	35	/	40
	Green	/	2.1	2.8									/	35	

Notes: 1. Tolerance of forward voltage : ±0.05V. 2. Tolerance of dominant wavelength : ±1.0nm.

Bivar reserves the right to make changes at any time without notice.

Typical Electrical / Optical Characteristics - Red

$T_A = 25^\circ\text{C}$ unless otherwise noted



Fig. 1 Relative Luminous Intensity vs. Wavelength @ 20mA



Fig. 2 Directivity Radiation Diagram

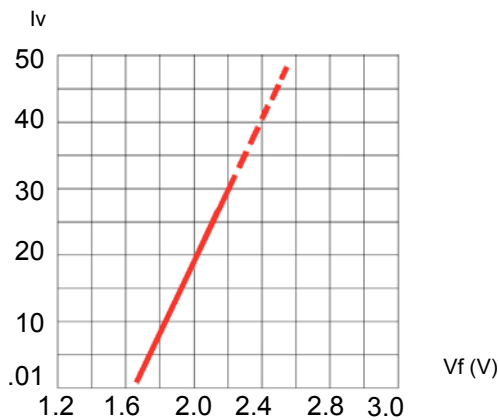


Fig. 3 Relative Intensity (10mA) vs. Forward Voltage



Fig. 4 Relative Luminous Intensity (%) vs. Forward Current



Fig. 5 Forward Current vs. Temperature



Fig. 6 Relative Intensity (%) vs. Temperature @ 20 mA

Bivar reserves the right to make changes at any time without notice.

Typical Electrical / Optical Characteristics - Green

$T_A = 25^\circ\text{C}$ unless otherwise noted



Fig. 1 Relative Luminous Intensity vs. Wavelength @ 20mA



Fig. 2 Directivity Radiation Diagram



Fig. 3 Forward Current vs. Forward Voltage



Fig. 4 Relative Luminous Intensity vs. Forward Current Normalize @ 20 mA

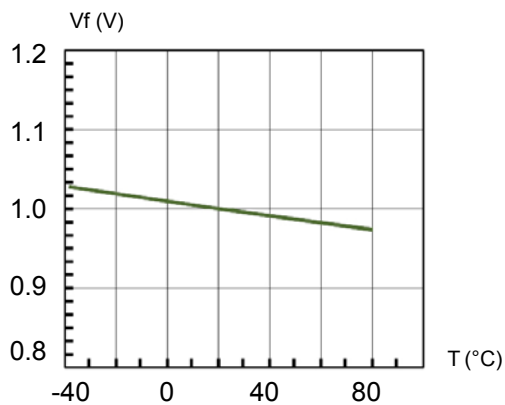


Fig. 5 Forward Voltage vs. Temperature

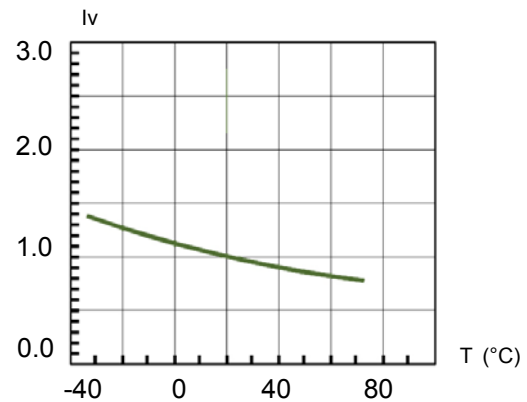


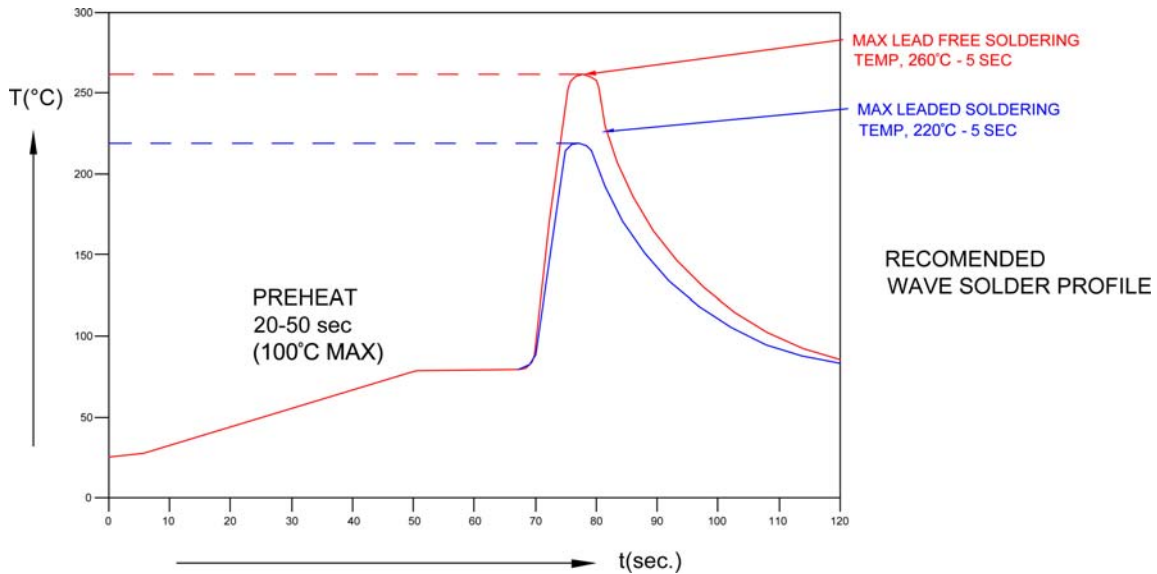
Fig. 6 Relative Luminous Intensity vs. Temperature

Bivar reserves the right to make changes at any time without notice.

5mm (T1 3/4) Package Discrete LED RED/GREEN, Bi-Color

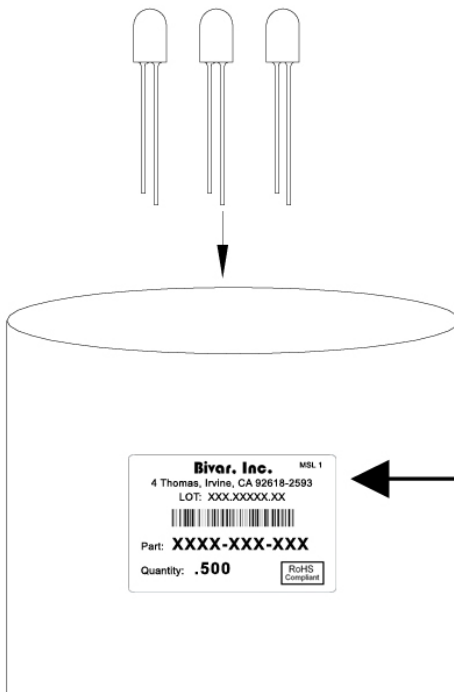


Recommended Soldering Conditions



Recommended Lead Free Wave Soldering Profile	
Preheat Temperature: 100°C Max.	Peak Temperature: 260°C Max.
Preheat Time: 20 ~ 50 Seconds	Solder Time Above 217°C: 5 Seconds Max.
Note: Turn off top heater at preheat to prevent the lamp body directly exposed to the heat source.	

Packaging and Labeling Plan



Bivar, Inc. MSL 1

4 Thomas, Irvine, CA 92618-2593
LOT: XXX.XXXXX.XX



Part: **XXXX-XXX-XXX**

Quantity: **.500**

RoHS
Compliant

AntiStatic Poly Bag with Desiccant
(500 pcs Max. per Bag)

Bivar reserves the right to make changes at any time without notice.

Компания «Life Electronics» занимается поставками электронных компонентов импортного и отечественного производства от производителей и со складов крупных дистрибьюторов Европы, Америки и Азии.

С конца 2013 года компания активно расширяет линейку поставок компонентов по направлению коаксиальный кабель, кварцевые генераторы и конденсаторы (керамические, пленочные, электролитические), за счёт заключения дистрибьюторских договоров

Мы предлагаем:

- Конкурентоспособные цены и скидки постоянным клиентам.
- Специальные условия для постоянных клиентов.
- Подбор аналогов.
- Поставку компонентов в любых объемах, удовлетворяющих вашим потребностям.
- Приемлемые сроки поставки, возможна ускоренная поставка.
- Доставку товара в любую точку России и стран СНГ.
- Комплексную поставку.
- Работу по проектам и поставку образцов.
- Формирование склада под заказчика.
- Сертификаты соответствия на поставляемую продукцию (по желанию клиента).
- Тестирование поставляемой продукции.
- Поставку компонентов, требующих военную и космическую приемку.
- Входной контроль качества.
- Наличие сертификата ISO.

В составе нашей компании организован Конструкторский отдел, призванный помогать разработчикам, и инженерам.

Конструкторский отдел помогает осуществить:

- Регистрацию проекта у производителя компонентов.
- Техническую поддержку проекта.
- Защиту от снятия компонента с производства.
- Оценку стоимости проекта по компонентам.
- Изготовление тестовой платы монтаж и пусконаладочные работы.



Тел: +7 (812) 336 43 04 (многоканальный)

Email: org@lifeelectronics.ru