

Surface Mount Fuse, 5 x 20 mm, Time-Lag T, H, 250 VAC, Au plating



IEC 60127-2 · 250VAC · 300VDC · Time-Lag T

See below:

[Approvals and Compliances](#)**Description**

- Directly solderable on printed circuit boards
- IEC Standard Fuse
- H = High Breaking Capacity

Applications

- Primary protection on SMD PCBs

References[Packaging Details](#)**Weblinks**

[pdf data sheet](#), [html datasheet](#), [General Product Information](#), [Packaging details](#), [Distributor-Stock-Check](#), [Detailed request for product](#), [Microsite](#)

Technical Data

Rated Voltage	250VAC, 300VDC
Rated current	1 - 16A
Breaking Capacity	500A - 1500A
Characteristic	Time-Lag T
Mounting	PCB,SMT
Admissible Ambient Air Temp.	-55°C to 125°C
Climatic Category	55/125/21 acc. to IEC 60068-1
Material: Housing	Ceramics
Material: Terminals	Gold-Plated Copper Alloy
Unit Weight	1 g
Storage Conditions	0°C to 60°C, max. 70% r.h.
Product Marking	 Rated current, Rated Voltage, Characteristic, Breaking Capacity

Soldering Methods	Reflow Soldering Profile
Solderability	245°C / 3sec acc. to IEC 60068-2-58, Test Td
Resistance to Soldering Heat	260°C / 10sec acc. to IEC 60068-2-58, Test Td
Moisture Sensitivity Level	MSL 1, J-STD-020
Case Resistance	acc. to EIA/IS-722, Test 4.7 >100 MΩ (between leads and body)
Resistance to Vibration	acc. to IEC 60068-2-6, test Fc
Thermal Shock	MIL-STD-202, Method 107D (200 air-to-air cycles from -55 to +125°C)
Moisture Resistance Test	MIL-STD-202, Method 106 (50 cycles in a temp./mister chamber)
Resistance to Solvents	MIL-STD-202, Method 215
Terminal Strength	MIL-STD-202, Method 211A (Deflection of board 1 mm for 1 minute)

Approvals and Compliances

Detailed information on product approvals, code requirements, usage instructions and detailed test conditions can be looked up in [Details about Approvals](#)

SCHURTER products are designed for use in industrial environments. They have approvals from independent testing bodies according to national and international standards. Products with specific characteristics and requirements such as required in the automotive sector according to IATF 16949, medical technology according to ISO 13485 or in the aerospace industry can be offered exclusively with customer-specific, individual agreements by SCHURTER.

Approvals



The approval mark is used by the testing authorities to certify compliance with the safety requirements placed on electronic products.

Approval Reference Type: SMD-SPT

Approval Logo	Certificates	Certification Body	Description
	VDE Approvals	VDE	VDE Certificate Number: 40010881
	UL Approvals	UL	UL File Number: E41599
	CCC Approvals	CCC	CCC Certificate Number: 2011010207464143


Product standards

Product standards that are referenced

Organization	Design	Standard	Description
	Designed according to	UL 248-14	Low voltage fuses - Part 14: Additional fuses
	Designed according to	CSA22.2 No. 248.14	Low-Voltage Fuses - Part 14: Supplemental Fuses





Application standards

Application standards where the product can be used

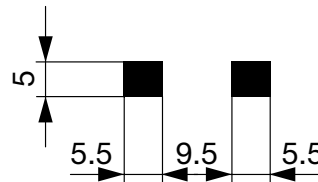
Organization	Design	Standard	Description
	Designed for applications acc.	IEC/UL 62368-1	IEC 62368-1 includes the basic requirements for safety of audio, video, information technology and office equipment.

Compliances

The product complies with following Guide Lines

Identification	Details	Initiator	Description
	CE declaration of conformity	SCHURTER AG	The CE marking declares that the product complies with the applicable requirements laid down in the harmonisation of Community legislation on its affixing in accordance with EU Regulation 765/2008.
	RoHS	SCHURTER AG	Directive RoHS 2011/65/EU, Amendment (EU) 2015/863
	China RoHS	SCHURTER AG	The law SJ / T 11363-2006 (China RoHS) has been in force since 1 March 2007. It is similar to the EU directive RoHS.
	REACH	SCHURTER AG	On 1 June 2007, Regulation (EC) No 1907/2006 on the Registration, Evaluation, Authorization and Restriction of Chemicals 1 (abbreviated as "REACH") entered into force.

Dimension [mm]



Soldering pads

Pre-Arcing Time

Rated Current In	1.5 x In min.	2.1 x In max.	2.75 x In min.	2.75 x In max.	4.0 x In min.	4.0 x In max.	10.0 x In min.	10.0 x In max.
1 A - 3.15 A	60 min	30 min	750 ms	80 s	95 ms	5 s	10 ms	150 ms
4 A - 6.3 A	60 min	30 min	750 ms	80 s	150 ms	5 s	10 ms	150 ms
8 A - 10 A	30 min	30 min	750 ms	80 s	150 ms	5 s	10 ms	150 ms
12.5 A - 16 A	15 min	30 min	750 ms	80 s	150 ms	5 s	20 ms	150 ms

Time-Current-Curves



All Variants

Rated Current [A]	Rated Voltage [VAC]	Rated Voltage [VDC]	Breaking Capacity	Voltage Drop 1.0 I _n max. [mV]	Voltage Drop 1.0 I _n typ. [mV]	Power Dissipation 1.5 I _n max. [mW]	Power Dissipation 1.5 I _n typ. [mW]	Melting I ² t 10.0 I _n typ. [A ² s]				Order Number
1	250	300	1)	250	180	2500	500	1.1	●	●	●	0001.2704.11
1	250	300	1)	250	180	2500	500	1.1	●	●	●	0001.2704.22
1.25	250	300	1)	250	150	2500	500	1.86	●	●	●	0001.2705.11
1.25	250	300	1)	250	150	2500	500	1.86	●	●	●	0001.2705.22
1.6	250	300	1)	200	130	2500	500	4.35	●	●	●	0001.2706.11
1.6	250	300	1)	200	130	2500	500	4.35	●	●	●	0001.2706.22
2	250	300	1)	190	120	2500	600	9.2	●	●	●	0001.2707.11
2	250	300	1)	190	120	2500	600	9.2	●	●	●	0001.2707.22
2.5	250	300	1)	180	100	2500	600	11.7	●	●	●	0001.2708.11
2.5	250	300	1)	180	100	2500	600	11.7	●	●	●	0001.2708.22
3.15	250	300	1)	140	100	4000	800	33.7	●	●	●	0001.2709.11
3.15	250	300	1)	140	100	4000	800	33.7	●	●	●	0001.2709.22
4	250	150	2)	100	90	4000	900	62.4	●	●	●	0001.2710.11
4	250	150	2)	100	90	4000	900	62.4	●	●	●	0001.2710.22
5	250	150	2)	100	90	4000	1200	97.5	●	●	●	0001.2711.11
5	250	150	2)	100	90	4000	1200	97.5	●	●	●	0001.2711.22
6.3	250	150	2)	100	70	4000	1200	171	●	●	●	0001.2712.11
6.3	250	150	2)	100	70	4000	1200	171	●	●	●	0001.2712.22
8	250	150	3)	100	70	4000	1300	268	●	●	●	0001.2713.11
8	250	150	3)	100	70	4000	1300	268	●	●	●	0001.2713.22
10	250	150	3)	100	70	4000	2100	400	●	●	●	0001.2714.11
10	250	150	3)	100	70	4000	2100	400	●	●	●	0001.2714.22
12.5	250	125	4)	100	70	4000	2500	563	●	●	●	0001.2715.11
12.5	250	125	4)	100	70	4000	2500	563	●	●	●	0001.2715.22
16	250	125	4)	100	70	4000	3000	1272	●	●	●	0001.2716.11
16	250	125	4)	100	70	4000	3000	1272	●	●	●	0001.2716.22

Most Popular.

Availability for all products can be searched real-time: <https://www.schurter.com/en/Stock-Check/Stock-Check-SCHURTER>

Rated Current [A]	Rated Voltage [VAC]	Rated Voltage [VDC]	Breaking Capacity	Voltage Drop 1.0 I _n max. [mV]	Voltage Drop 1.0 I _n typ. [mV]	Power Dissipation 1.5 I _n max. [mW]	Power Dissipation 1.5 I _n typ. [mW]	Melting I ² t 10.0 I _n typ. [A ² s]	Order Number
1) IEC: 1500 A @ 250 VAC, p.f. = 0.7 - 0.8 1) UL: 10 kA @ 125 VAC, p.f. = 0.7 - 0.8 / 1500 A @ 250 VAC, p.f. = 0.7 - 0.8 / 1500 A @ 300 VDC 2) IEC: 1500 A @ 250 VAC, p.f. = 0.7 - 0.8 2) UL: 10 kA @ 125 VAC, p.f. = 0.7 - 0.8 / 1500 A @ 250 VAC, p.f. = 0.7 - 0.8 / 1500 A @ 150 VDC 3) IEC: 1000 A @ 250 VAC 3) UL: 1000 A @ 250 VAC / 1500 A @ 150 VDC 4) UL: 500 A @ 125 VAC, p.f. = 0.7 - 0.8 / 1000 A @ 125 VAC / 500 A @ 250 VAC / 1500 A @ 125 VDC									
Packaging Unit			.xx = .11	Plastic Bag (100 pcs.)					
			.xx = .22	Blister Tape 33 cm Reel (1000 pcs.)					



Компания «Life Electronics» занимается поставками электронных компонентов импортного и отечественного производства от производителей и со складов крупных дистрибьюторов Европы, Америки и Азии.

С конца 2013 года компания активно расширяет линейку поставок компонентов по направлению коаксиальный кабель, кварцевые генераторы и конденсаторы (керамические, пленочные, электролитические), за счёт заключения дистрибьюторских договоров

Мы предлагаем:

- Конкурентоспособные цены и скидки постоянным клиентам.
- Специальные условия для постоянных клиентов.
- Подбор аналогов.
- Поставку компонентов в любых объемах, удовлетворяющих вашим потребностям.
- Приемлемые сроки поставки, возможна ускоренная поставка.
- Доставку товара в любую точку России и стран СНГ.
- Комплексную поставку.
- Работу по проектам и поставку образцов.
- Формирование склада под заказчика.
- Сертификаты соответствия на поставляемую продукцию (по желанию клиента).
- Тестирование поставляемой продукции.
- Поставку компонентов, требующих военную и космическую приемку.
- Входной контроль качества.
- Наличие сертификата ISO.

В составе нашей компании организован Конструкторский отдел, призванный помогать разработчикам, и инженерам.

Конструкторский отдел помогает осуществить:

- Регистрацию проекта у производителя компонентов.
- Техническую поддержку проекта.
- Защиту от снятия компонента с производства.
- Оценку стоимости проекта по компонентам.
- Изготовление тестовой платы монтаж и пусконаладочные работы.



Тел: +7 (812) 336 43 04 (многоканальный)

Email: org@lifeelectronics.ru