



Features

- Compact design to save board space - 0603 footprint
- Small size results in very fast time to react to fault events
- Low profile
- RoHS compliant* and halogen free**
- Agency recognition:  

Applications

- USB port protection
- HDMI 1.4 Source protection
- PC motherboards - Plug and Play protection
- Mobile phones - Battery and port protection
- PDAs / digital cameras

MF-FSMF Series - PTC Resettable Fuses

Electrical Characteristics

| Model | V max. Volts | I max. Amps | I _{hold} | I _{trip} | Resistance | | Max. Time To Trip | | Tripped Power Dissipation |
|-------------|--------------|-------------|-------------------|-------------------|-------------------|--------------------|-------------------|------------------|---------------------------|
| | | | Amperes at 23 °C | | Ohms at 23 °C | | Amperes at 23 °C | Seconds at 23 °C | Watts at 23 °C |
| | | | Hold | Trip | R _{Min.} | R _{1Max.} | | | Typ. |
| MF-FSMF010X | 15 | 40 | 0.10 | 0.30 | 0.900 | 6.000 | 0.50 | 1.00 | 0.5 |
| MF-FSMF020X | 9 | 40 | 0.20 | 0.50 | 0.550 | 3.500 | 1.00 | 0.60 | 0.5 |
| MF-FSMF035X | 6 | 40 | 0.35 | 0.75 | 0.200 | 1.400 | 8.00 | 0.10 | 0.5 |
| MF-FSMF050X | 6 | 40 | 0.50 | 1.00 | 0.100 | 0.800 | 8.00 | 0.10 | 0.5 |

Environmental Characteristics

| | |
|------------------------------------|--|
| Operating Temperature..... | -40 °C to +85 °C |
| Maximum Device Surface Temperature | |
| in Tripped State | 125 °C |
| Passive Aging | +85 °C, 1000 hours..... ±5 % typical resistance change |
| Humidity Aging | +85 °C, 85 % R.H. 1000 hours..... ±5 % typical resistance change |
| Thermal Shock | +85 °C to -40 °C, 20 times..... ±10 % typical resistance change |
| Solvent Resistance..... | MIL-STD-202, Method 215..... No change |
| Vibration | MIL-STD-883C, Method 2007.1,..... No change Condition A |

Test Procedures And Requirements For Model MF-FSMF Series

| Test | Test Conditions | Accept/Reject Criteria |
|------------------------------|--|--|
| Visual/Mech..... | Verify dimensions and materials..... | Per MF physical description |
| Resistance..... | In still air @ 23 °C..... | R _{min} ≤ R ≤ R _{1max} |
| Time to Trip..... | At specified current, V _{max} , 23 °C..... | T ≤ max. time to trip (seconds) |
| Hold Current..... | 30 min. at I _{hold} | No trip |
| Trip Cycle Life..... | V _{max} , I _{max} , 100 cycles..... | No arcing or burning |
| Trip Endurance | V _{max} , 48 hours..... | No arcing or burning |
| Solderability..... | ANSI/J-STD-002..... | 95 % min. coverage |
| UL File Number | E174545 http://www.ul.com/ Follow link to Certifications, then UL File No., enter E174545 | |
| TÜV Certificate Number | R 50171531 http://www.tuvdotcom.com/ Follow link to "other certificates", enter File No. 50171531 | |

Thermal Derating Chart - I_{hold} (Amps)

| Model | Ambient Operating Temperature | | | | | | | | |
|-------------|-------------------------------|--------|------|-------|-------|-------|-------|-------|-------|
| | -40 °C | -20 °C | 0 °C | 23 °C | 40 °C | 50 °C | 60 °C | 70 °C | 85 °C |
| MF-FSMF010X | 0.13 | 0.12 | 0.11 | 0.10 | 0.08 | 0.07 | 0.06 | 0.05 | 0.03 |
| MF-FSMF020X | 0.27 | 0.25 | 0.23 | 0.20 | 0.17 | 0.14 | 0.12 | 0.10 | 0.07 |
| MF-FSMF035X | 0.47 | 0.41 | 0.38 | 0.35 | 0.29 | 0.26 | 0.24 | 0.20 | 0.14 |
| MF-FSMF050X | 0.67 | 0.59 | 0.54 | 0.50 | 0.41 | 0.37 | 0.34 | 0.29 | 0.20 |

* RoHS Directive 2002/95/EC Jan 27, 2003 including Annex.

**Bourns follows the prevailing definition of "halogen free" in the industry. Bourns considers a product to be "halogen free" if (a) the Bromine (Br) content is 900 ppm or less; (b) the Chlorine (Cl) content is 900 ppm or less; and (c) the total Bromine (Br) and Chlorine (Cl) content is 1500 ppm or less.

Specifications are subject to change without notice.

Customers should verify actual device performance in their specific applications.

Additional Applications

- Automotive electronic control modules
- Game console port protection

MF-FSMF Series - PTC Resettable Fuses

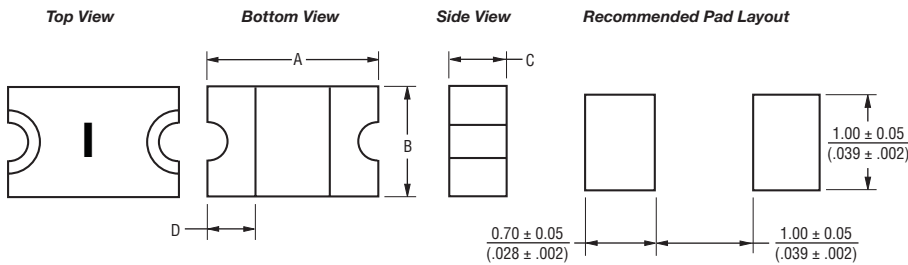
BOURNS®

Product Dimensions

| Model | A | | B | | C | | D |
|-------------|------------------------|------------------------|------------------------|------------------------|------------------------|------------------------|------------------------|
| | Min. | Max. | Min. | Max. | Min. | Max. | Min. |
| MF-FSMF010X | $\frac{1.45}{(0.057)}$ | $\frac{1.85}{(0.073)}$ | $\frac{0.65}{(0.026)}$ | $\frac{1.05}{(0.041)}$ | $\frac{0.30}{(0.012)}$ | $\frac{0.65}{(0.026)}$ | $\frac{0.20}{(0.008)}$ |
| MF-FSMF020X | $\frac{1.45}{(0.057)}$ | $\frac{1.85}{(0.073)}$ | $\frac{0.65}{(0.026)}$ | $\frac{1.05}{(0.041)}$ | $\frac{0.30}{(0.012)}$ | $\frac{0.65}{(0.026)}$ | $\frac{0.20}{(0.008)}$ |
| MF-FSMF035X | $\frac{1.45}{(0.057)}$ | $\frac{1.85}{(0.073)}$ | $\frac{0.65}{(0.026)}$ | $\frac{1.05}{(0.041)}$ | $\frac{0.30}{(0.012)}$ | $\frac{0.65}{(0.026)}$ | $\frac{0.20}{(0.008)}$ |
| MF-FSMF050X | $\frac{1.45}{(0.057)}$ | $\frac{1.85}{(0.073)}$ | $\frac{0.65}{(0.026)}$ | $\frac{1.05}{(0.041)}$ | $\frac{0.65}{(0.026)}$ | $\frac{1.00}{(0.039)}$ | $\frac{0.20}{(0.008)}$ |

Packaging: MF-FSMF010X = 5000 pcs. per reel;
 MF-FSMF020X & MF-FSMF035X = 6000 pcs. per reel;
 MF-FSMF050X = 4000 pcs. per reel

DIMENSIONS: $\frac{\text{MM}}{\text{(INCHES)}}$

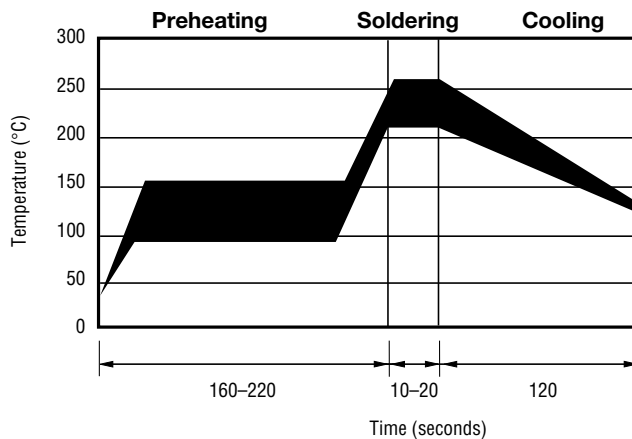


Terminal material:
 Nickel/gold plated.

Termination pad solderability:
 Standard Au finish:
 Meets ANSI/J-STD-002 Category 2.

Recommended Storage:
 40 °C max./70 % RH max.

Solder Reflow Recommendations



Notes:

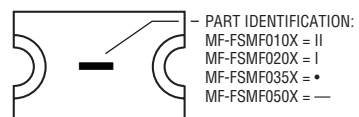
- MF-FSMF models cannot be wave soldered. Please contact Bourns for hand soldering recommendations.
- If reflow temperatures exceed the recommended profile, devices may not meet the performance requirements.
- Compatible with Pb and Pb-free solder reflow profiles.
- Excess solder may cause a short circuit, especially during hand soldering. Please refer to the Multifuse® Polymer PTC Soldering Recommendation guidelines.

How To Order

MF - FSMF 020 X - 2

Multifuse® Product _____
 Designator _____
 Series _____
 FSMF = 0603 Surface Mount Component
 Hold Current, Ihold _____
 010-050 (0.10 - 0.50 Amps)
 Multifuse® freeXpansion™ Design _____
 Packaging _____
 Packaged per EIA 481-1
 -2 = Tape and Reel

Typical Part Marking



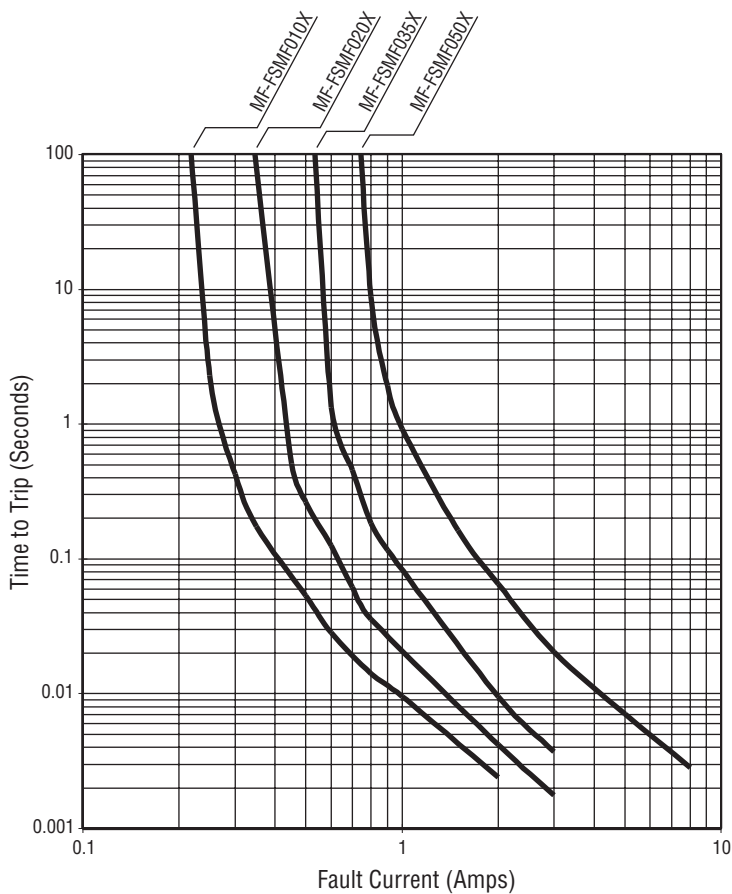
BIWEEKLY DATE CODE WILL APPEAR ON THE PACKAGING LABEL:
 WEEK 1 AND 2 = A
 WEEK 51 AND 52 = Z

"freeXpansion Design" is a trademark of Bourns, Inc.
 Specifications are subject to change without notice.
 Customers should verify actual device performance in their specific applications.

MF-FSMF Series - PTC Resettable Fuses

BOURNS®

Typical Time to Trip at 23 °C



The Time to Trip curves represent typical performance of a device in a simulated application environment. Actual performance in specific customer applications may differ from these values due to the influence of other variables.

BOURNS®

Asia-Pacific: Tel: +886-2 2562-4117 • Fax: +886-2 2562-4116

Europe: Tel: +41-41 768 5555 • Fax: +41-41 768 5510

The Americas: Tel: +1-951 781-5500 • Fax: +1-951 781-5700

www.bourns.com

MF-FSMF SERIES, REV. G, 05/11

Specifications are subject to change without notice.
Customers should verify actual device performance in their specific applications.

MF-FSMF Series Tape and Reel Specifications

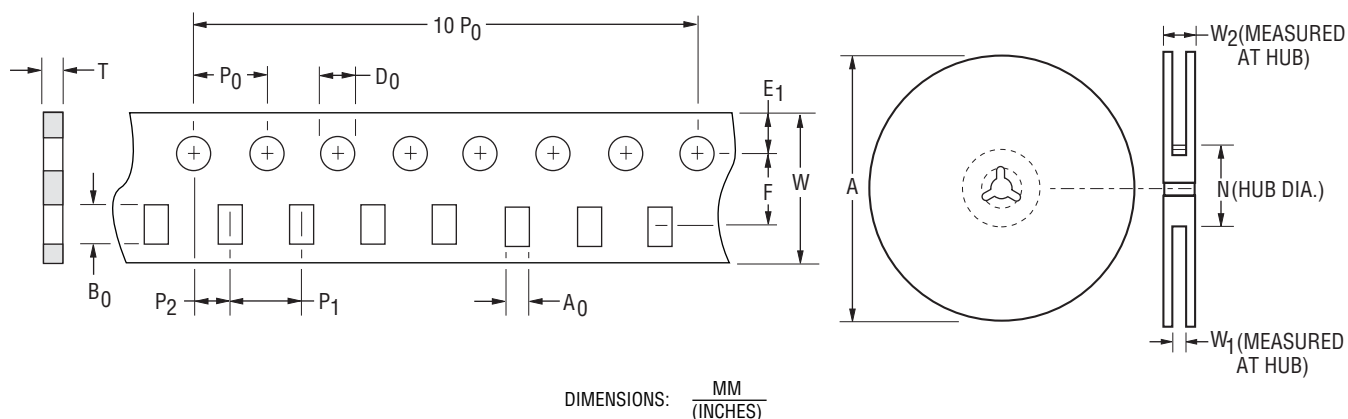
BOURNS®

Product Dimensions

| Tape Dimensions | MF-FSMF010X per EIA 481-1 | MF-FSMF020X, MF-FSMF035X per EIA 481-1 | MF-FSMF050X per EIA 481-1 |
|-------------------|---|---|---|
| W | $\frac{8.0 \pm 0.1}{(0.315 \pm 0.004)}$ | $\frac{8.0 \pm 0.1}{(0.315 \pm 0.004)}$ | $\frac{8.0 \pm 0.1}{(0.315 \pm 0.004)}$ |
| P ₀ | $\frac{4.0 \pm 0.1}{(0.157 \pm 0.004)}$ | $\frac{4.0 \pm 0.1}{(0.157 \pm 0.004)}$ | $\frac{4.0 \pm 0.1}{(0.157 \pm 0.004)}$ |
| P ₁ | $\frac{4.0 \pm 0.05}{(0.157 \pm 0.002)}$ | $\frac{4.0 \pm 0.05}{(0.157 \pm 0.002)}$ | $\frac{4.0 \pm 0.05}{(0.157 \pm 0.002)}$ |
| P ₂ | $\frac{2.0 \pm 0.05}{(0.079 \pm 0.002)}$ | $\frac{2.0 \pm 0.05}{(0.079 \pm 0.002)}$ | $\frac{2.0 \pm 0.05}{(0.079 \pm 0.002)}$ |
| A ₀ | $\frac{1.17 \pm 0.05}{(0.046 \pm 0.002)}$ | $\frac{1.17 \pm 0.05}{(0.046 \pm 0.002)}$ | $\frac{1.17 \pm 0.05}{(0.046 \pm 0.002)}$ |
| B ₀ | $\frac{2.02 \pm 0.05}{(0.079 \pm 0.002)}$ | $\frac{2.02 \pm 0.05}{(0.079 \pm 0.002)}$ | $\frac{2.02 \pm 0.05}{(0.079 \pm 0.002)}$ |
| D ₀ | $\frac{1.55 \pm 0.05}{(0.061 \pm 0.002)}$ | $\frac{1.55 \pm 0.05}{(0.061 \pm 0.002)}$ | $\frac{1.55 \pm 0.05}{(0.061 \pm 0.002)}$ |
| F | $\frac{3.5 \pm 0.05}{(0.138 \pm 0.002)}$ | $\frac{3.5 \pm 0.05}{(0.138 \pm 0.002)}$ | $\frac{3.5 \pm 0.05}{(0.138 \pm 0.002)}$ |
| E ₁ | $\frac{1.75 \pm 0.1}{(0.069 \pm 0.004)}$ | $\frac{1.75 \pm 0.1}{(0.069 \pm 0.004)}$ | $\frac{1.75 \pm 0.1}{(0.069 \pm 0.004)}$ |
| T | $\frac{0.75 \pm 0.05}{(0.030 \pm 0.002)}$ | $\frac{0.60 \pm 0.05}{(0.024 \pm 0.002)}$ | $\frac{0.95 \pm 0.05}{(0.037 \pm 0.002)}$ |
| 10 P ₀ | $\frac{40.0 \pm 0.1}{(1.575 \pm 0.004)}$ | $\frac{40.0 \pm 0.1}{(1.575 \pm 0.004)}$ | $\frac{40.0 \pm 0.1}{(1.575 \pm 0.004)}$ |

Reel Dimensions

| | | | |
|---------------------|---|---|---|
| A max. | $\frac{185}{(7.283)}$ | $\frac{185}{(7.283)}$ | $\frac{185}{(7.283)}$ |
| N min. | $\frac{50}{(1.97)}$ | $\frac{50}{(1.97)}$ | $\frac{50}{(1.97)}$ |
| W ₁ | $\frac{8.4 + 1.5/-0.0}{(0.331 + 0.059/-0)}$ | $\frac{8.4 + 1.5/-0.0}{(0.331 + 0.059/-0)}$ | $\frac{8.4 + 1.5/-0.0}{(0.331 + 0.059/-0)}$ |
| W ₂ max. | $\frac{14.4}{(0.567)}$ | $\frac{14.4}{(0.567)}$ | $\frac{14.4}{(0.567)}$ |



Specifications are subject to change without notice.
Customers should verify actual device performance in their specific applications.

Компания «Life Electronics» занимается поставками электронных компонентов импортного и отечественного производства от производителей и со складов крупных дистрибьюторов Европы, Америки и Азии.

С конца 2013 года компания активно расширяет линейку поставок компонентов по направлению коаксиальный кабель, кварцевые генераторы и конденсаторы (керамические, пленочные, электролитические), за счёт заключения дистрибьюторских договоров

Мы предлагаем:

- Конкуренспособные цены и скидки постоянным клиентам.
- Специальные условия для постоянных клиентов.
- Подбор аналогов.
- Поставку компонентов в любых объемах, удовлетворяющих вашим потребностям.
- Приемлемые сроки поставки, возможна ускоренная поставка.
- Доставку товара в любую точку России и стран СНГ.
- Комплексную поставку.
- Работу по проектам и поставку образцов.
- Формирование склада под заказчика.
- Сертификаты соответствия на поставляемую продукцию (по желанию клиента).
- Тестирование поставляемой продукции.
- Поставку компонентов, требующих военную и космическую приемку.
- Входной контроль качества.
- Наличие сертификата ISO.

В составе нашей компании организован Конструкторский отдел, призванный помогать разработчикам, и инженерам.

Конструкторский отдел помогает осуществить:

- Регистрацию проекта у производителя компонентов.
- Техническую поддержку проекта.
- Защиту от снятия компонента с производства.
- Оценку стоимости проекта по компонентам.
- Изготовление тестовой платы монтаж и пусконаладочные работы.



Тел: +7 (812) 336 43 04 (многоканальный)
Email: org@lifeelectronics.ru