



Main

Range of product	Phaseo Dedicated
Product or component type	Power supply
Power supply type	Regulated switch mode
Rated power in W	150 W
Input voltage	100...120 V AC single phase 180...370 V DC 200...240 V AC single phase
Output voltage	24 V DC
Power supply output current	6.2 A
Operating position	Any position
Vibration resistance	2 gn (f = 9...150 Hz) conforming to EN/IEC 61131-2 3.5 mm (f = 5...9 Hz) conforming to EN/IEC 61131-2
Name of test	Conducted interference conforming to EN 61000-4-8 level 4 Conducted/radiated emissions conforming to EN 55022 Class B Conducted/radiated emissions conforming to EN/IEC 55011 Electrostatic discharges conforming to EN/IEC 61000-4-2 level 3 Emission conforming to EN/IEC 61000-6-3 Induced electromagnetic field conforming to EN/IEC 61000-4-6 level 3 Primary outage conforming to IEC 61000-4-11 Radiated electromagnetic field conforming to EN/IEC 61000-4-3 level 3 Rapid transient conforming to IEC 61000-4-4 level 3 Surge conforming to EN/IEC 61000-4-5

Complementary

Input voltage limits	170...264 V 85...132 V
Network frequency	47...63 Hz
Inrush current	<= 50 Aat 115 V AC <= 100 Aat 230 V AC
Cos phi	0.65
Efficiency	> 80 %
Power dissipation in W	37.5 W
Current consumption	5 Aat 100 V 2.5 Aat 240 V
Input protection type	Integrated fuse (not interchangeable)
Output voltage limits	21.6...26.4 V
Line and load regulation	+/- 3 %
Holding time	>= 10 ms at 100 V >= 40 ms at 240 V
Output protection type	Against overload, protection technology: 1.1...1.5 x I _n Against overvoltage, protection technology: tripping if U > 1.25 x U _n Against short-circuits, protection technology: automatic reset Thermal
Connections - terminals	Screw type terminals ground connection, connection capacity: 1 x 4 mm ² AWG 12 Screw type terminals input connection, connection capacity: 2 x 4 mm ² AWG 12 Screw type terminals output connection, connection capacity: 4 x 4 mm ² AWG 12
Marking	CE
Mounting support	Panel Reversible mounting bracket

The information provided in this documentation contains general descriptions and/or technical characteristics of the performance of the products contained herein. This documentation is not intended as a substitute for and is not to be used for determining suitability or reliability of these products for specific user applications. It is the duty of any such user or integrator to perform the appropriate and complete risk analysis, evaluation and testing of the products with respect to the relevant specific application or use thereof. Neither Schneider Electric Industries SAS nor any of its affiliates or subsidiaries shall be responsible or liable for misuse of the information contained herein.

Operating altitude	6561.68 ft (2000 m)
Output coupling	Parallel Series
Overvoltage category	II
Meantime between failure [MTBF]	> 100000 hat 104 °F (40 °C)
Status LED	1 LED green output voltage
Product weight	1.61 lb(US) (0.73 kg)

Environment

product certifications	CCSAus CSA 22-2 No 60950-1 TUV 60950-1 UL 508 RCM EAC KC
environmental characteristic	EMC conforming to EN 50081-1 EMC conforming to EN 50082-2 EMC conforming to EN 61000-6-3 EMC conforming to EN/IEC 61000-6-2 Safety conforming to EN/IEC 60950-1 Safety conforming to SELV
IP degree of protection	IP20 conforming to EN/IEC 60950
ambient air temperature for operation	32...113 °F (0...45 °C) without derating factor 113...140 °F (45...60 °C) with derating factor
ambient air temperature for storage	-13...185 °F (-25...85 °C)
relative humidity	20...90 %
overvoltage category	Class I conforming to VDE 0106-1
pollution degree	2
dielectric strength	1500 V between input and ground 3000 V between input and output 500 V between output and ground

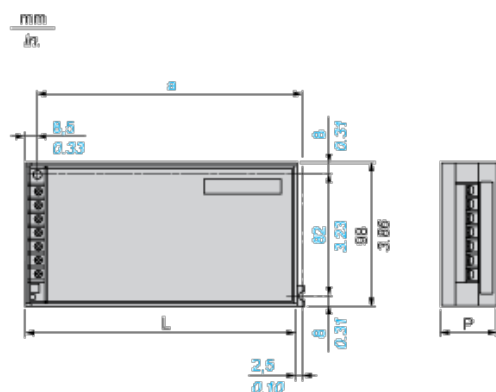
Offer Sustainability

WARNING: This product can expose you to chemicals including:	WARNING: This product can expose you to chemicals including:
Lead and lead compounds, which is known to the State of California to cause cancer and birth defects or other reproductive harm.	Lead and lead compounds, which is known to the State of California to cause cancer and birth defects or other reproductive harm.
For more information go to www.p65warnings.ca.gov	For more information go to www.p65warnings.ca.gov

Contractual warranty

Warranty period	18 months
-----------------	-----------

Dimensions



Dimensions in mm

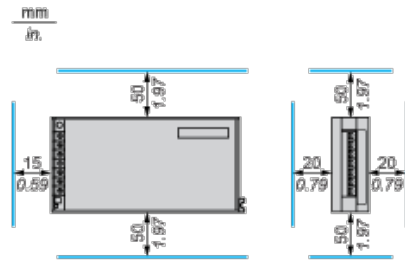
a	L	P

194 | 200 | 50

Dimensions in in.

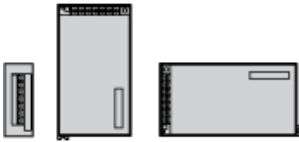
a	L	P
7.64	7.87	1.97

Clearance



Mounting Way

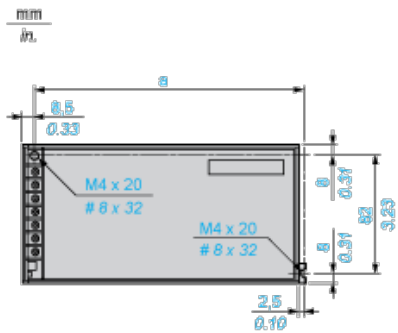
Mounting on Vertical Plane



Mounting on Horizontal Plane



Direct Mounting by 2 M4 x 20 Screws



Dimensions in mm

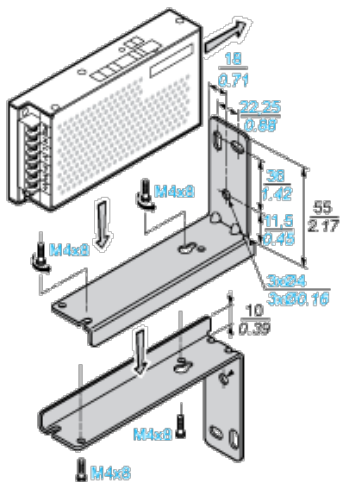
a
194

Dimensions in in

a
7.64

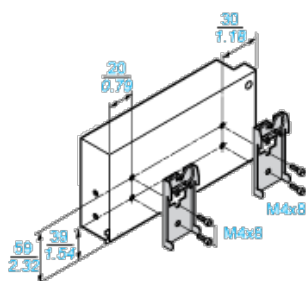
Mounting on the Back on ABL 1A01 Reversible Bracket by Three 4 mm Diameter Screws

mm
in.

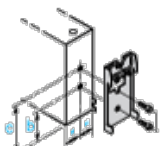


Mounting on ABL 1A02 Clip-on Mounting on 35 mm Rail

mm
in.



Mounting by the Back



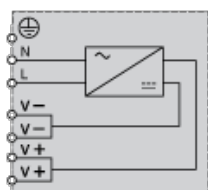
Dimensions in mm

b	c
28	48

Dimensions in in.

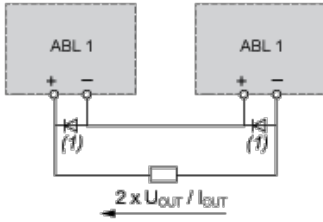
b	c
1.10	1.89

Internal Wiring Diagram

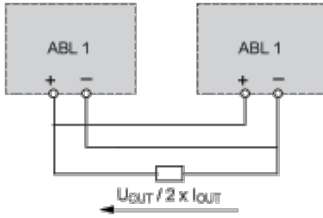


Series or Parallel Connection

Series Connection



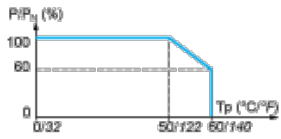
Parallel Connection



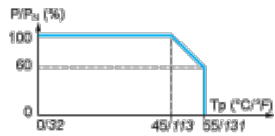
(1) 15 A/100 V Shottky diode

Derating Curves

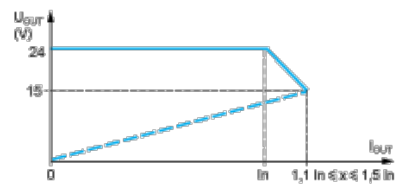
Mounting on Vertical Plane



Mounting on Horizontal Plane



Load Limits Curve



Компания «Life Electronics» занимается поставками электронных компонентов импортного и отечественного производства от производителей и со складов крупных дистрибьюторов Европы, Америки и Азии.

С конца 2013 года компания активно расширяет линейку поставок компонентов по направлению коаксиальный кабель, кварцевые генераторы и конденсаторы (керамические, пленочные, электролитические), за счёт заключения дистрибьюторских договоров

Мы предлагаем:

- Конкурентоспособные цены и скидки постоянным клиентам.
- Специальные условия для постоянных клиентов.
- Подбор аналогов.
- Поставку компонентов в любых объемах, удовлетворяющих вашим потребностям.
- Приемлемые сроки поставки, возможна ускоренная поставка.
- Доставку товара в любую точку России и стран СНГ.
- Комплексную поставку.
- Работу по проектам и поставку образцов.
- Формирование склада под заказчика.
- Сертификаты соответствия на поставляемую продукцию (по желанию клиента).
- Тестирование поставляемой продукции.
- Поставку компонентов, требующих военную и космическую приемку.
- Входной контроль качества.
- Наличие сертификата ISO.

В составе нашей компании организован Конструкторский отдел, призванный помогать разработчикам, и инженерам.

Конструкторский отдел помогает осуществить:

- Регистрацию проекта у производителя компонентов.
- Техническую поддержку проекта.
- Защиту от снятия компонента с производства.
- Оценку стоимости проекта по компонентам.
- Изготовление тестовой платы монтаж и пусконаладочные работы.



Тел: +7 (812) 336 43 04 (многоканальный)

Email: org@lifeelectronics.ru