

## Hermaphroditic Blade and Receptacle Connector

**Wire-to-Board, Board-to-Board and Dust Cover**

# Hermaphroditic Blade and Receptacle Connector : Wire-to-Board



## KEY FEATURES

- Available in 2, 4, and 6 positions
- Connector mates to Hermaphroditic Blade and Receptacle Board-to-Board part numbers with latching feature
- Positive Latching
- Connector accepts crimp snap contacts
- Contacts accept 18 – 22 AWG stranded wire
- Contacts packaged on 24 inch reels for high speed lead termination
- Housings are bulk packaged
- RoHS compliant
- Custom length wire-to-board cable assemblies are available upon request

## DESCRIPTIONS

The Wire-to-Board connector is a new plug connector that mates to the new part number series of the surface mount Hermaphroditic Blade and Receptacle board to board connectors. The connector provides power to the first LED printed circuit board in a string of rigid printed circuit board light strips.

## APPLICATIONS

LED Lighting Controls

LED Lighting Strips

Channel Lettering

## ELECTRICAL

Operating Current : 6 AMPS

Operating Voltage : 125VAC/125VDC

Dielectric Withstanding Voltage : 1500VAC

## MECHANICAL

Operating Temperature : -40°C to +105°C

Mating cycles : 10

## MATERIALS

Housings : UL 94 V-0

Contacts : Tin plated brass

## STANDARDS AND SPECIFICATIONS

**114-13252** : Wire-to-Board Application Specification

**108-2387** : Wire-to-Board Product Specification

UL and cUL recognized : File No. E28476

## APPLICATION TOOLING

**2063778-1** : PRO-CRIMPER III Hand Tool (includes die set)

**2063778-2** : Die Set for Hand Tool

**1852817-1** : Leadmaker Applicator

**1852817-2** : AMP-O-LECTRIC "K" Press Applicator

**1852817-3** : AMP-O-LECTRIC "G" Press Applicator

For more information visit : [tooling.te.com](http://tooling.te.com)

# Hermaphroditic Blade and Receptacle Connector : Board-to-Board



## KEY FEATURES

- Available in 2, 4, and 6 positions
- Connector mates to itself
- Single part to be stocked and placed onto pcb per position
- Connector mates and unmates horizontally and vertically
- Connector can be articulated from 90° to 180°
- Tape and reel packed for high speed SMT processes
- Low profile flat surface is compatible with SMT and reflow processing
- Rounded corners to minimize shadowing
- Redundant SMT pads
- Optional 2, 4 and 6 position dust cover available
- RoHS compliant

## DESCRIPTIONS

The hermaphroditic blade and receptacle connector is a new SMT connector and is intended for use with in-line board-to-board applications.

## APPLICATIONS

LED Lighting Controls, LED Lighting Strips, Channel Lettering

## ELECTRICAL

Operating Current : 6 AMPS

Operating Voltage : 125VAC/125VDC

Dielectric Withstanding Voltage : 1500VAC

## MECHANICAL

Operating Temperature : -40°C to +105°C

## MATERIALS

Housings : UL 94V-0 high temperature resistant thermoplastic

Contacts : Copper Alloy, tin over nickel plated

Dust Cover : PBT

## STANDARDS AND SPECIFICATIONS

**114-13225** : Board-to-Board Application Specification

**108-2342** : Board-to-Board Product Specification

UL and cUL Recognized : File No. E28476

## PRODUCT OFFERING

### Blade and Receptacle SMT Connectors

Part Number	POSITION	COLOR
2058703-1	2	White
2058703-2	4	White
2058703-3	6	White
1-2058703-1	2	Black
1-2058703-2	4	Black
1-2058703-3	6	Black

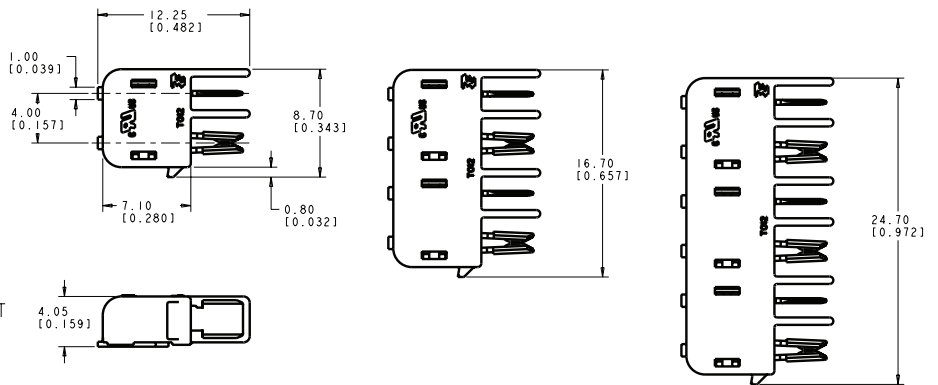
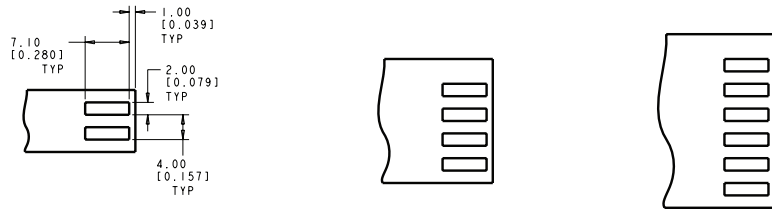
### Dust Cover

Part Number	POSITION	COLOR
2058128-1	2	Natural
2058128-2	4	Natural
2058128-3	6	Natural
1-2058128-1	2	Black
1-2058128-2	4	Black
1-2058128-3	6	Black

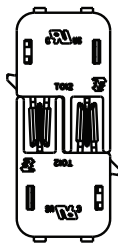
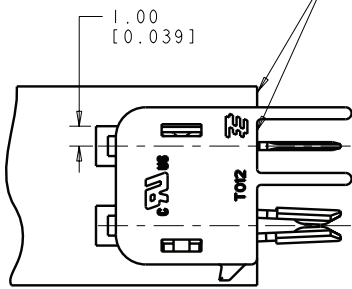
# Hermaphroditic Blade and Receptacle Connector Board-to-Board

## PRODUCT DIMENSIONS

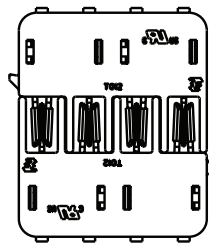
### Board-to-Board



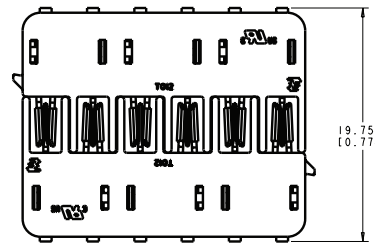
0.13 [0.005] MAX  
PERMISSIBLE MISALIGNMENT  
BETWEEN BOARD EDGE AND  
CONNECTOR FACE



2058703-1/  
1-2058703-1

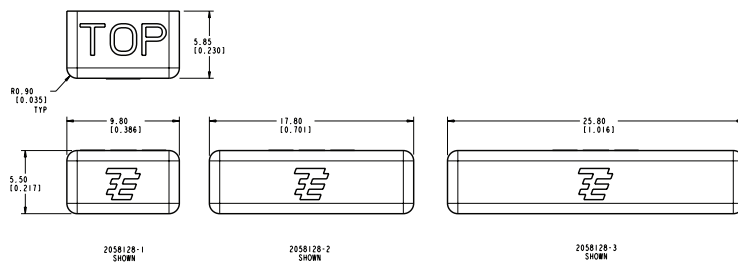


2058703-2/  
1-2058703-2



2058703-3/  
1-2058703-3

### Dust Cover



2058128-1  
SHOWN

2058128-2  
SHOWN

2058128-3  
SHOWN

# Hermaphroditic Blade and Receptacle Connector Wire-to-Board

## PRODUCT OFFERING AND DIMENSIONS

### Wire-to-Board

#### Housings

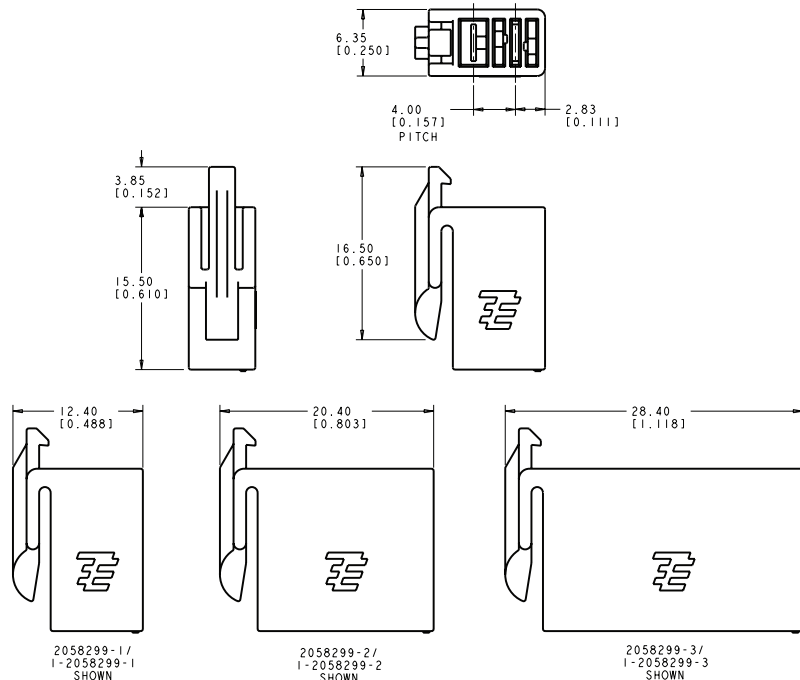
Part Number	POSITION	COLOR
2058299-1	2	Natural
2058299-2	4	Natural
2058299-3	6	Natural
1-2058299-1	2	Black
1-2058299-2	4	Black
1-2058299-3	6	Black

#### Contacts

2058301-1	Blade Contact
2058301-2	Blade Contact - Loose Piece
2058302-1	Socket Contact
2058302-2	Socket Contact - Loose Piece

#### Cable Assemblies

Part Number	POSITION	COLOR
2058300-1	2	Natural
2058300-2	4	Natural
2058300-3	6	Natural
1-2058300-1	2	Black
1-2058300-2	4	Black
1-2058300-3	6	Black





## FOR MORE INFORMATION

[te.com/lighting](http://te.com/lighting)

### TE Technical Support Center

Internet:	<a href="http://te.com/help">te.com/help</a>
USA:	+1 (800) 522-6752
Canada:	+1 (905) 475-6222
Mexico:	+52 (0) 55-1106-0800
Latin/S. America:	+54 (0) 11-4733-2200
Germany:	+49 (0) 6251-133-1999
UK:	+44 (0) 800-267666
France:	+33 (0) 1-3420-8686
Netherlands:	+31 (0) 73-6246-999
China:	+86 (0) 400-820-6015

Part numbers in this brochure are RoHS Compliant\*, unless marked otherwise.

\*as defined [www.te.com/leadfree](http://www.te.com/leadfree)

### te.com

© 2011 Tyco Electronics Corporation, a TE Connectivity Ltd. Company. All Rights Reserved.  
6-1773454-3 CIS 12/2011

AMP-O-ELECTRIC, TE Connectivity and TE connectivity (logo) are trademarks.

Other logos, product and/or company names might be trademarks of their respective owners.

---

While TE has made every reasonable effort to ensure the accuracy of the information in this brochure, TE does not guarantee that it is error-free, nor does TE make any other representation, warranty or guarantee that the information is accurate, correct, reliable or current. TE reserves the right to make any adjustments to the information contained herein at any time without notice. TE expressly disclaims all implied warranties regarding the information contained herein, including, but not limited to, any implied warranties of merchantability or fitness for a particular purpose. The dimensions in this catalog are for reference purposes only and are subject to change without notice. Specifications are subject to change without notice. Consult TE for the latest dimensions and design specifications.



Компания «Life Electronics» занимается поставками электронных компонентов импортного и отечественного производства от производителей и со складов крупных дистрибьюторов Европы, Америки и Азии.

С конца 2013 года компания активно расширяет линейку поставок компонентов по направлению коаксиальный кабель, кварцевые генераторы и конденсаторы (керамические, пленочные, электролитические), за счёт заключения дистрибьюторских договоров

Мы предлагаем:

- Конкурентоспособные цены и скидки постоянным клиентам.
- Специальные условия для постоянных клиентов.
- Подбор аналогов.
- Поставку компонентов в любых объемах, удовлетворяющих вашим потребностям.
- Приемлемые сроки поставки, возможна ускоренная поставка.
- Доставку товара в любую точку России и стран СНГ.
- Комплексную поставку.
- Работу по проектам и поставку образцов.
- Формирование склада под заказчика.
- Сертификаты соответствия на поставляемую продукцию (по желанию клиента).
- Тестирование поставляемой продукции.
- Поставку компонентов, требующих военную и космическую приемку.
- Входной контроль качества.
- Наличие сертификата ISO.

В составе нашей компании организован Конструкторский отдел, призванный помогать разработчикам, и инженерам.

Конструкторский отдел помогает осуществить:

- Регистрацию проекта у производителя компонентов.
- Техническую поддержку проекта.
- Защиту от снятия компонента с производства.
- Оценку стоимости проекта по компонентам.
- Изготовление тестовой платы монтаж и пусконаладочные работы.



Тел: +7 (812) 336 43 04 (многоканальный)

Email: [org@lifeelectronics.ru](mailto:org@lifeelectronics.ru)