



# Dialight

*CBI<sup>®</sup> Through Hole  
Circuit Board Indicator  
Selector Guide*





# Clear Innovation

Dialight's Circuit Board Indicators are available through our extensive line of Sales Representatives and Distributors world-wide. For a complete listing that includes the ability to check stock status at our Distribution partners, please visit our website at [www.dialight.com](http://www.dialight.com).

The most current version of this catalog will always be available at the link below:

[http://www.dialight.com/Assets/Brochures\\_And\\_Catalogs/Indication/cbi\\_selector\\_guide.pdf](http://www.dialight.com/Assets/Brochures_And_Catalogs/Indication/cbi_selector_guide.pdf)

## INDEX

Section	Pg #
2mm LED CBI	2
2mm Quad LED CBI	2
2mm Bi-Level LED CBI	2
2mm Bi-Level Ganged Array LED CBI	2
2mm Tri-Level LED CBI	2
3mm LED CBI	3
3mm 3-Leaded Bi-Color LED CBI	3
3mm Tri-Block LED CBI	4
3mm Quad LED CBI	4
3mm Bi-Level LED CBI	4
3mm Ganged Array LED CBI	5
3mm High Density Narrow Bilevel LED CBI	5
3mm Bi-Level Array LED CBI	5
3mm Bi-Level LED CBI	5
3mm Tri-Level LED CBI	6
3mm Quad-Level LED CBI	6
4mm LED CBI	7
4mm Bi-Level LED CBI	7
2mm x 4mm Rectangular Bi-Level LED CBI	7
2mm x 4mm Quad Rectangular Bi-Level LED CBI	7
2mm x 4mm Rectangular Quad-Level LED CBI	7
2mm x 5mm Rectangular LED CBI	7
2mm x 7mm Rectangular LED CBI	8
5mm LED CBI	8
5mm 3-Leaded Bi-Color LED CBI	9
5mm 3-Leaded Bi-Color LED CBI, Offset Cathode	9
5mm Dual LED CBI	9
5mm Tri-Block LED CBI	9
5mm Quad LED CBI	10
5mm Bi-Level LED CBI	10
Snap-In LED Mounting Clip	10

## DIMENSION DESCRIPTIONS

**A** The dimension from the center of the LED to the top of the circuit board.

**B** The dimension of the pitch required to mount multiple parts.

*Note:* The drawing above shows the width of the product. The pitch required is slightly larger to allow for clearance between adjacent parts.








**C** The dimension from the front of the housing to the center of the first lead.

**D** The dimension between LEDs, center to center.

*Note:* When applicable, both horizontal and vertical dimensions are given.

[www.dialight.com](http://www.dialight.com)



2MM	LED from PCB (a)	Housing mounts on x Pitch (b)	Front of housing to center of lead (c)	Distance between LEDs (d)	Available Colors	Additional Options	
<b>2mm LED CBI</b>							
	555-2xxxF	0.125 (3.18mm)	0.100 (2.54mm)	0.040 (1.02mm)	-	<ul style="list-style-type: none"> <li>• R</li> <li>• G</li> <li>• Y</li> </ul>	Integral Resistor 5V, 24V
	555-3xxxF	0.250 (6.35mm)	0.100 (2.54mm)	-	-	<ul style="list-style-type: none"> <li>• R</li> <li>• G</li> <li>• Y</li> </ul>	Integral Resistor 5V, 24V
<b>2mm Quad LED CBI</b>							
	555-4xxxF	0.125 (3.18mm)	0.405 (10.29mm)	0.040 (1.02mm)	0.100 (2.54mm)	<ul style="list-style-type: none"> <li>• R</li> <li>• G</li> <li>• Y</li> </ul>	Integral Resistor 5V, 24V
	555-5xxxF	0.250 (6.35mm)	0.405 (10.29mm)	-	0.100 (2.54mm)	<ul style="list-style-type: none"> <li>• R</li> <li>• G</li> <li>• Y</li> </ul>	Integral Resistor 5V, 24V
<b>2mm Bi-Level LED CBI</b>							
	571-01xxF	0.100 (2.54mm)	0.100 (2.54mm)	0.190 (4.83mm)	0.190 (4.83mm)	<ul style="list-style-type: none"> <li>• R • R</li> <li>• R • G</li> <li>• G • G</li> <li>• Y • G</li> <li>• Y • Y</li> </ul>	-
<b>2mm Bi-Level Ganged Array LED CBI</b>							
	571-01XX-10XF	0.100 (2.54mm)	0.100 (2.54mm)	0.190 (4.83mm)	0.190 (4.83mm)	<ul style="list-style-type: none"> <li>• R • R</li> <li>• R • G</li> <li>• G • G</li> <li>• Y • G</li> <li>• Y • Y</li> </ul>	-
<b>2mm Tri-Level LED CBI</b>							
	570-0100-xxxF	.070 1.78mm	.200 5.08mm	.269 6.84mm	.130 3.30mm	<ul style="list-style-type: none"> <li>• R • R • R</li> <li>• R • Y • G</li> <li>• G • G • G</li> <li>• Y • Y • Y</li> </ul>	(DIN 41494 compatible)

3MM	LED from PCB (a)	Housing mounts on x Pitch (b)	Front of housing to center of lead (c)	Distance between LEDs (d)	Available Colors	Additional Options	
<b>3 mm LED CBI</b>							
	551-xx01F	0.197 (5mm)	0.197 (5mm)	0.269 (6.84mm)	-	<ul style="list-style-type: none"> <li>•G</li> <li>•Y</li> <li>•R</li> <li>•B</li> <li>•O</li> </ul> Integral Resistor, 5V Low Current Bi-Color Reverse Polarity (DIN 41494 compatible)	
	551-xx02F	0.1 (2.54mm)	0.175 (4.45mm)	0.27 (6.86mm)	-	<ul style="list-style-type: none"> <li>•G</li> <li>•Y</li> <li>•R</li> </ul> Integral Resistor, 5V Low Current Bi-Color Reverse Polarity	
	551-xx03F	0.25 (6.35mm)	0.185 (4.70mm)	0.14 (3.6mm)	-	<ul style="list-style-type: none"> <li>•G</li> <li>•Y</li> <li>•R</li> <li>•B</li> </ul> Integral Resistor, 5V Low Current Bi-Color Reverse Polarity	
	551-xx04F	0.45 (11.4mm)	0.185 (4.70mm)	0.14 (3.6mm)	-	<ul style="list-style-type: none"> <li>•G</li> <li>•Y</li> <li>•R</li> <li>•B</li> </ul> Integral Resistor, 5V Low Current Bi-Color Reverse Polarity	
	551-xx07F	0.2 (5.08mm)	0.175 (4.45mm)	0.175 (4.45mm)	-	<ul style="list-style-type: none"> <li>•G</li> <li>•Y</li> <li>•R</li> <li>•B</li> <li>•O</li> </ul> Integral Resistor, 5V Low Current Bi-Color Reverse Polarity	
	551-xx09F	0.12 (3.05mm)	0.165 (4.19mm)	0.16 (4.06mm)	-	<ul style="list-style-type: none"> <li>•G</li> <li>•Y</li> <li>•R</li> <li>•B</li> <li>•O</li> </ul> Integral Resistor, 5V Low Current Bi-Color Reverse Polarity	
	551-xx11F	0.2 (5.08mm)	0.156 (3.96mm)	0.247 (6.27mm)	-	<ul style="list-style-type: none"> <li>•G</li> <li>•Y</li> <li>•R</li> <li>•B</li> </ul> Low Current (DIN 41494 compatible)	
<b>3mm 3-Leaded Bi-Color LED CBI</b>							
	551-3508F	0.15 (3.81mm)	0.2 (5.08mm)	0.18 (4.57mm)	-	•R/•G	-
	551-3508-801F	0.15 (3.81mm)	0.2 (5.08mm)	0.18 (4.57mm)	-	•R/•G	-

3MM		LED from PCB (a)	Housing mounts on x Pitch (b)	Front of housing to center of lead (c)	Distance between LEDs (d)	Available Colors	Additional Options
<b>3mm Tri-Block LED CBI</b>							
	551-xx06-003F	0.1 (2.54mm)	0.54 (13.72mm)	0.2 (5.08mm)	0.18 (4.57mm)	<ul style="list-style-type: none"> <li>•G</li> <li>•Y</li> <li>•R</li> </ul>	Low Current Bi-Color
	551-xx07-003F	0.2 (5.08mm)	0.54 (13.72mm)	0.2 (5.08mm)	0.18 (4.57mm)	<ul style="list-style-type: none"> <li>•G</li> <li>•Y</li> <li>•R</li> </ul>	Low Current
<b>3mm Quad LED CBI</b>							
	551-xx07-004F	0.2 (5.08mm)	0.68 (17.27mm)	0.175 (4.45mm)	0.170 (4.32mm)	<ul style="list-style-type: none"> <li>•G</li> <li>•Y</li> <li>•R</li> <li>•O</li> </ul>	Integral Resistor, 5V Low Current Bi-Color Reverse Polarity
<b>3mm Bi-Level LED CBI</b>							
	553-xxxxF	0.1 (2.54mm)	0.175 (4.45mm)	0.175 (4.45mm)	0.2 (5.08mm)	<ul style="list-style-type: none"> <li>•G</li> <li>•Y</li> <li>•R</li> <li>•B</li> <li>•O</li> </ul>	Integral Resistor, 5V Low Current Bi-Color Reverse Polarity Non-Diffused Blank Position
	553-xxxx-200F	0.100 (2.54mm)	0.175 (4.45mm)	0.269 (6.84mm)	0.2 (5.08mm)	<ul style="list-style-type: none"> <li>•R</li> <li>•G</li> <li>•Y</li> <li>•O</li> <li>•B</li> </ul>	Integral Resistor, 5V Low Current Bi-Color Reverse Polarity Non-Diffused (DIN 41494 compatible) Blank Position
	553-xxxx-300F	0.1 (2.54mm)	0.2 (5.08mm)	0.2 (5.08mm)	0.2 (5.08mm)	<ul style="list-style-type: none"> <li>•R</li> <li>•G</li> <li>•Y</li> <li>•O</li> <li>•B</li> </ul>	Integral Resistor, 5V Low Current Bi-Color Reverse Polarity Non-Diffused Blank
	553-xxxx-400F	0.197 (5mm)	0.197 (5mm)	0.269 (6.84mm)	0.2 (5.08mm)	<ul style="list-style-type: none"> <li>•R</li> <li>•G</li> <li>•Y</li> <li>•O</li> <li>•B</li> </ul>	Integral Resistor, 5V Low Current Bi-Color Reverse Polarity Non-Diffused (DIN 41494 compatible)








3MM	LED from PCB (a)	Housing mounts on x Pitch (b)	Front of housing to center of lead (c)	Distance between LEDs (d)	Available Colors	Additional Options
<b>3mm Ganged Array LED CBI</b>						
	553-xxxx-0xxF	0.1 (2.54mm)	0.2 (5.08mm)	0.175 (4.45mm)	Vertical 0.2 (5.08mm) Horizontal 0.2 (5.08mm)	•G •Y •R •B •O Bi-Color
	553-xxxx-1xxF	0.1 (2.54mm)	0.2 (5.08mm)	0.27 (6.86mm)	Vertical 0.2 (5.08mm) Horizontal 0.2 (5.08mm)	•R-•R •G-•G •G-•Y •Y-G •Y-•Y Bi-Color
	553-xxxx-2xxF	0.1 (2.54mm)	0.2 (5.08mm)	0.27 (6.86mm)	Vertical 0.2 (5.08mm) Horizontal 0.2 (5.08mm)	•G •Y •R •B •O Bi-Color
<b>3mm High Density Narrow Bi-level LED CBI</b>						
	569-011x-x00F	0.09 (2.29mm)	0.132 (3.35mm)	0.24 (6.10mm)	0.18 (4.57mm)	•R •G •Y •O •B -
	569-010x-xxxF	0.09 (2.29mm)	0.264 (6.71mm)	0.24 (6.10mm)	0.18 (4.57mm)	•R •G •Y •O •B -
<b>3mm Bi-Level Array LED CBI</b>						
	553-xxxx-306F	0.1 (2.54mm)	1.2 (30.48mm)	0.2 (5.08mm)	Vertical 0.2 (5.08mm) Horizontal 0.2 (5.08mm)	•R •G •Y •O •B Integral Resistor, 5V Low Current Bi-Color Reverse Polarity Non-Diffused
<b>3mm Bi-Level LED CBI Back Lighting</b>						
	553-22xx-100F	0.1 (2.54mm)	0.175 (4.45mm)	0.27 (6.86mm)	0.2 (5.08mm)	•R-•R •G-•G •G-•Y •Y-G •Y-•Y Backlight

3MM	LED from PCB (a)	Housing mounts on x Pitch (b)	Front of housing to center of lead (c)	Distance between LEDs (d)	Available Colors	Additional Options	
<b>3mm Tri-Level LED CBI</b>							
	564-0x00-xxxF	0.1 (2.54mm)	0.175 (4.45mm)	0.175 (4.45mm)	0.2 (5.08mm)	<ul style="list-style-type: none"> <li>•R-•R-•R</li> <li>•R-•Y-•G</li> <li>•G-•G-•G</li> <li>•O-•O-•O</li> <li>•B-•B-•B</li> </ul>	Integral Resistor, 5V Low Current Bi-Color Blank Position
	564-2210-xxxF	0.1 (2.54mm)	0.175 (4.45mm)	0.27 (6.86mm)	0.2 (5.08mm)	<ul style="list-style-type: none"> <li>•R</li> <li>•G</li> <li>•Y</li> </ul>	Backlight
	564-0140-xxx4F	0.1 (2.54mm)	0.775 (19.685mm)	0.27 (6.86mm)	Vertical 0.2 (5.08mm) ----- Horizontal 0.2 (5.08mm)	<ul style="list-style-type: none"> <li>•R</li> <li>•G</li> <li>•Y</li> </ul>	-
<b>3mm Quad-Level LED CBI</b>							
	568-0x0x-xxxF	0.1 (2.54mm)	0.175 (4.45mm)	0.11 (2.79mm)	0.2 (5.08mm)	<ul style="list-style-type: none"> <li>•R-•R-•R-•R</li> <li>•G-•G-•G-•G</li> <li>•G-•Y-•G-•Y</li> <li>•Y-•G-•Y-•G</li> <li>•O-•O-•O-•O</li> <li>•B-•B-•B-•B</li> </ul>	Integral Resistor, 5V Low Current Backlight
	568-221x-xxxF	0.1 (2.54mm)	0.175 (4.45mm)	0.245 (6.22mm)	0.2 (5.08mm)	<ul style="list-style-type: none"> <li>•R-•R-•R-•R</li> <li>•G-•G-•G-•G</li> <li>•G-•Y-•G-•Y</li> <li>•Y-•G-•Y-•G</li> <li>•B</li> </ul>	Backlight
	568-223x-xxxF	0.1 (2.54mm)	0.175 (4.45mm)	0.245 (6.22mm)	Vertical 0.15 (3.81mm) ----- Horizontal 0.2 (3.81mm)	<ul style="list-style-type: none"> <li>•R-•R-•R-•R</li> <li>•G-•G-•G-•G</li> <li>•Y-•Y-•Y-•Y</li> </ul>	Backlight Blank Position
	568-223x-xxx2F	0.1 (2.54mm)	0.40 (10.16mm)	0.245 (6.22mm)	Vertical 0.15 (3.81mm) ----- Horizontal 0.2 (3.81mm)	<ul style="list-style-type: none"> <li>•R-•R-•R-•R</li> <li>•G-•G-•G-•G</li> <li>•Y-•Y-•Y-•Y</li> </ul>	Backlight
	568-223x-xxx4F	0.1 (2.54mm)	0.80 (20.32mm)	0.245 (6.22mm)	Vertical 0.15 (3.81mm) ----- Horizontal 0.2 (3.81mm)	<ul style="list-style-type: none"> <li>•R-•R-•R-•R</li> <li>•G-•G-•G-•G</li> <li>•Y-•Y-•Y-•Y</li> </ul>	Backlight
	568-xx4x-xxx3F	0.139 (3.53mm)	0.524 (13.31mm)	0.245 (6.22mm)	Vertical 0.2 (5.08mm) ----- Horizontal 0.177 (5.08mm)	<ul style="list-style-type: none"> <li>•R-•R-•R</li> <li>•R-•Y-•G</li> <li>•G-•G-•G</li> </ul>	Integral Resistor, 5V Low Current, 2mA Bi-Color Tinted/Non-Diffused Backlight
	568-xx4x-xxx4F	0.139 (3.53mm)	0.701 (17.81mm)	0.245 (6.22mm)	Vertical 0.2 (5.08mm) ----- Horizontal 0.177 (5.08mm)	<ul style="list-style-type: none"> <li>•R-•R-•R</li> <li>•G-•G-•G-•G</li> <li>•Y-•Y-•Y-•Y</li> </ul>	Integral Resistor, 5V Low Current, 2mA Bi-Color Tinted/Non-Diffused Backlight

<b>4MM &amp; Rectangular</b>		LED from PCB (a)	Housing mounts on x Pitch (b)	Front of housing to center of lead (c)	Distance between LEDs (d)	Available Colors	Additional Options
<b>4mm LED CBI</b>							
	550-6x07F	0.118 (3.00mm)	0.25 (6.35mm)	0.205 (5.21mm)	-	<ul style="list-style-type: none"> <li>•R</li> <li>•G</li> <li>•Y</li> </ul>	-
<b>4mm Bi-Level LED CBI</b>							
	552-60xx-200F	0.118 (3.00mm)	0.25 (6.35mm)	0.210 (5.334mm)	.232 (5.89mm)	<ul style="list-style-type: none"> <li>•R-•R</li> <li>•G-•G</li> <li>•G-•Y</li> <li>•Y-•G</li> <li>•Y-•Y</li> </ul>	Blank Position
<b>2mm x 4mm Rectangular Bi-Level LED CBI</b>							
	567-0xxxF	0.125 (3.175mm)	0.250 (6.35mm)	0.220 (5.59mm)	0.250 (6.35mm)	<ul style="list-style-type: none"> <li>•R-•R</li> <li>•G-•G</li> <li>•G-•Y</li> <li>•Y-•G</li> <li>•Y-•Y</li> <li>(•R/•G, •R/•G)</li> </ul>	Bi-Color Blank Position
<b>2mm x 4mm Quad Rectangular Bi-Level LED CBI</b>							
	567-0xxx-004F	0.125 (3.175mm)	1.000 (25.4mm)	0.220 (5.59mm)	Vertical 0.250 (6.35mm) ----- Horizontal 0.250 (6.35mm)	<ul style="list-style-type: none"> <li>•R-•R</li> <li>•G-•G</li> <li>•G-•Y</li> <li>•Y-•G</li> <li>•Y-•Y</li> </ul>	Bi-Color Blank Position
<b>2mm x 4mm Rectangular Quad-Level LED CBI</b>							
	568-0x2x-xxxF	.100 (2.54mm)	0.200 (5.08mm)	0.291 (7.39mm)	.100 (2.54mm)	<ul style="list-style-type: none"> <li>•R-•R-•R-•R</li> <li>•G-•G-•G-•G</li> <li>•G-•Y-•G-•Y</li> <li>•Y-•G-•Y-•G</li> <li>•Y-•Y-•Y-•Y</li> </ul>	Bi-Color Blank Position
<b>2mm x 5mm Rectangular LED CBI</b>							
	566-xx06F	0.15 (3.81mm)	0.156 (3.96mm)	0.3 (7.62mm)		<ul style="list-style-type: none"> <li>•R</li> <li>•G</li> <li>•Y</li> <li>•O</li> </ul>	-
	566-xx07F	0.2 (5.08mm)	0.4 (1.02mm)	.380 (9.65mm)		<ul style="list-style-type: none"> <li>•R</li> <li>•G</li> <li>•Y</li> </ul>	Bi-Color



<i>Rectangular &amp; 5MM</i>	LED from PCB (a)	Housing mounts on x Pitch (b)	Front of housing to center of lead (c)	Distance between LEDs (d)	Available Colors	Additional Options	
<b>2.5mm x 7mm Rectangular LED CBI</b>							
	561-4x01-055F	.550 (13.97mm)	.200 (5.08mm)	-	-	•R •G •Y	
	561-4x01-081F	.810 (20.57mm)	.200 (5.08mm)	-	-	•R •G •Y	
<b>5mm LED CBI</b>							
	550-xx10F	0.12 (3.05mm)	0.25 (6.35mm)	0.345	-	•G •Y •R •B	Backlight
	550-xx12F	0.198 (5.03mm)	0.400 (10.16mm)	0.670 (17mm)	-	•G •Y •R •O	(DIN 41494 compatible) Reverse Polarity
	561-xx0x-xxxF	-	0.285 (7.24mm)	-	-	•G •Y •R •O •B •W	Integral Resistor, 5V Low Current Bi-Color Super Bright/Water Clear Super Bright/Diffused Non-Tinted/Non-Diffused
	550-xx04F	0.230 (5.84mm)	0.250 (6.35mm)	-	-	•G •Y •R •O •B	Integral Resistor, 5V Low Current Bi-Color
	550-xx05F	0.118 (3.00mm)	0.250 (6.35mm)	0.205 (5.21mm)	-	•G •Y •R •O •B	Integral Resistor, 5V Low Current Bi-Color
	550-xx07F	0.118 (3.00mm)	0.250 (6.35mm)	0.205 (5.21mm)	-	•G •Y •R •O •B	Integral Resistor, 5V Low Current Bi-Color
	550-xx08F	0.250 (6.35mm)	0.250 (6.35mm)	0.205 (5.21mm)	-	•G •Y •R •O •B	Integral Resistor, 5V Low Current Bi-Color

5MM	LED from PCB (a)	Housing mounts on x Pitch (b)	Front of housing to center of lead (c)	Distance between LEDs (d)	Available Colors	Additional Options	
5mm 3-Leaded Bi-Color LED CBI							
	550-3x05F	0.141 (3.58mm)	0.300 (7.62mm)	0.19 (4.83mm)	-	<ul style="list-style-type: none"> <li>•R/•G</li> <li>•Y/•G</li> </ul>	Bi-Color
	550-3x09F	0.15 (3.81mm)	0.3 (7.62mm)	0.285 (7.24mm)	-	<ul style="list-style-type: none"> <li>•R/•G</li> <li>•Y/•G</li> </ul>	Bi-Color
5mm 3-Leaded Bi-Color LED CBI, Offset Cathode							
	550-3x07F	0.118 (3.00mm)	0.25 (6.35mm)	0.205 (5.21mm)	-	<ul style="list-style-type: none"> <li>•R/•G</li> <li>•Y/•G</li> </ul>	Bi-Color
5mm Dual LED CBI							
	550-xx07-002F	0.118 (3.00mm)	0.50 (12.7mm)	.205 (5.21mm)	0.25 (6.35mm)	<ul style="list-style-type: none"> <li>•G</li> <li>•Y</li> <li>•R</li> <li>•O</li> </ul>	Integral Resistor, 5V Low Current Bi-Color
5mm Tri-Block LED CBI							
	550-xx05-003F	0.118 (3.00mm)	.75 (19.05mm)	.205 (5.21mm)	0.25 (6.35mm)	<ul style="list-style-type: none"> <li>•G</li> <li>•Y</li> <li>•R</li> <li>•O</li> </ul>	-

5MM		LED from PCB (a)	Housing mounts on x Pitch (b)	Front of housing to center of lead (c)	Distance between LEDs (d)	Available Colors	Additional Options
<b>5mm Quad LED CBI</b>							
	550-xx04-004F	0.23 (5.84mm)	1.00 (25.4mm)	-	0.25 (6.35mm)	<ul style="list-style-type: none"> <li>•G</li> <li>•Y</li> <li>•R</li> <li>•O</li> </ul>	Integral Resistor, 5V Low Current Bi-Color
	550-xx05-004F	0.118 (3.00mm)	1.00 (25.4mm)	.205 (5.21mm)	0.25 (6.35mm)	<ul style="list-style-type: none"> <li>•G</li> <li>•Y</li> <li>•R</li> <li>•O</li> </ul>	Integral Resistor, 5V Low Current Bi-Color
	550-xx07-004F	0.118 (3.00mm)	1.00 (25.4mm)	.205 (5.21mm)	0.25 (6.35mm)	<ul style="list-style-type: none"> <li>•G</li> <li>•Y</li> <li>•R</li> <li>•O</li> </ul>	Integral Resistor, 5V Low Current High Efficiency Tinted/Non-Diffused Super Bright/Diffused Super Bright/Water Clear Non-Tinted/Non-Diffused Bi-Color
<b>5mm Bi-Level LED CBI</b>							
	552-0xxF	0.125 (3.18mm)	0.25 (6.35mm)	0.22 (5.59mm)	0.25 (6.36mm)	<ul style="list-style-type: none"> <li>•G</li> <li>•Y</li> <li>•R</li> <li>•O</li> </ul>	Integral Resistor, 5, 12V Low Current Bi-Color
	552-35xxF	0.125 (3.18mm)	0.3 (7.62mm)	0.32 (8.13mm)	0.25 (6.35mm)	<ul style="list-style-type: none"> <li>•R/•G</li> <li>•Y/•G</li> </ul>	Integral Resistor, 5V Low Current High Efficiency Tinted/Non-Diffused Super Bright/Diffused Super Bright/Water Clear Non-Tinted/Non-Diffused Bi-Color
	552-22xx-100F	0.125 (3.18mm)	0.25 (6.35mm)	0.345 (8.76mm)	0.25 (6.35mm)	<ul style="list-style-type: none"> <li>•R-•R</li> <li>•G-•G</li> <li>•G-•Y</li> <li>•Y-•G</li> <li>•Y-•Y</li> </ul>	Integral Resistor, 5V Low Current High Efficiency Tinted/Non-Diffused Super Bright/Diffused Super Bright/Water Clear Non-Tinted/Non-Diffused Bi-Color Backlight

# Dialight













Компания «Life Electronics» занимается поставками электронных компонентов импортного и отечественного производства от производителей и со складов крупных дистрибьюторов Европы, Америки и Азии.

С конца 2013 года компания активно расширяет линейку поставок компонентов по направлению коаксиальный кабель, кварцевые генераторы и конденсаторы (керамические, пленочные, электролитические), за счёт заключения дистрибьюторских договоров

Мы предлагаем:

- Конкуренеспособные цены и скидки постоянным клиентам.
- Специальные условия для постоянных клиентов.
- Подбор аналогов.
- Поставку компонентов в любых объемах, удовлетворяющих вашим потребностям.
- Приемлемые сроки поставки, возможна ускоренная поставка.
- Доставку товара в любую точку России и стран СНГ.
- Комплексную поставку.
- Работу по проектам и поставку образцов.
- Формирование склада под заказчика.
- Сертификаты соответствия на поставляемую продукцию (по желанию клиента).
- Тестирование поставляемой продукции.
- Поставку компонентов, требующих военную и космическую приемку.
- Входной контроль качества.
- Наличие сертификата ISO.

В составе нашей компании организован Конструкторский отдел, призванный помогать разработчикам, и инженерам.

Конструкторский отдел помогает осуществить:

- Регистрацию проекта у производителя компонентов.
- Техническую поддержку проекта.
- Защиту от снятия компонента с производства.
- Оценку стоимости проекта по компонентам.
- Изготовление тестовой платы монтаж и пусконаладочные работы.



Тел: +7 (812) 336 43 04 (многоканальный)

Email: [org@lifeelectronics.ru](mailto:org@lifeelectronics.ru)