



## Wireless Thermocouple Sensors

### General Description

The ALTA Wireless Thermocouple Sensor is available with a hardwired thermocouple or K-type connector to support various thermocouple types and ranges. The hardwired thermocouple option measures temperatures up to 400°C (752°F).

- Hardwired version measures temperatures up to 400°C (752°F)
- Pigtail version supports standard K-type thermocouples

### Principle of Operation

The ALTA Wireless Thermocouple is available with either a hardwired thermocouple or a K-Type connector (for supporting various thermocouple types and ranges) to measure high temperature applications. It is programmed to sleep for a user-given time interval (heartbeat) and then wakeup, send power to the thermocouple and wait for it to stabilize, and convert the analog data, mathematically compute the temperature and transmit the data to the gateway. To stay within the abilities of the processor, the temperature is computed off a data table provided by the manufacturer.

### Example Applications

- Chimney/Flue Temperature Monitoring
- Kiln Temperature Monitoring
- High Temperature Food Monitoring
- Many additional applications

### Features of Monnit ALTA Sensors

- Wireless range of 1,200+ feet through 12+ walls \*
- Frequency-Hopping Spread Spectrum (FHSS)
- Improved interference immunity
- Improved power management for longer battery life \*\* (12+ years on AA batteries)
- Encrypt-RF® Security (Diffie-Hellman Key Exchange + AES-128 CBC for sensor data messages)
- All ALTA sensors now have up to 3200 readings:
  - 10-minute heartbeats = 22 days
  - 2-hour heartbeats = 266 days
- Over-the-air updates (future proof)
- Free iMonnit basic online wireless sensor monitoring and notification system to configure sensors, view data and set alerts via SMS text and email



\* Actual range may vary depending on environment.  
 \*\* Battery life is determined by sensor reporting frequency and other variables. Other power options are also available.

### Wireless Range Comparison



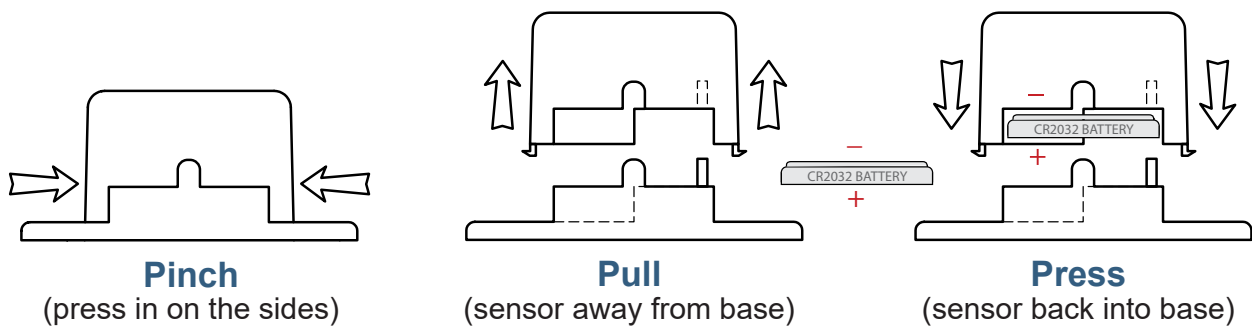


### ALTA Commercial Coin Cell Wireless Thermocouple Sensors | Technical Specifications

|   |   |
|---|---|
| Supply voltage  | 2.0–3.8 VDC *   |
| Current consumption   | 0.2 $\mu$ A (sleep mode), 0.7 $\mu$ A (RTC sleep), 570 $\mu$ A (MCU idle), 2.5 mA (MCU active), 5.5 mA (radio RX mode), 22.6 mA (radio TX mode)   |
| Operating temperature range (board circuitry and coin cell) | -7°C to +60°C (20°F to +140°F) **   |
| Optimal battery temperature range (coin cell)               | +10°C to +50°C (+50°F to +122°F)  |
| Thermocouple connection options                             | 6 ft hardwired probe/5 ft K-type connector  |
| Hardwired thermocouple probe: temperature range             | -100°C to +400°C (-148°F to +752°F)   |
| Hardwired thermocouple probe: accuracy above 0°C            | +/- 2.2°C or 0.75% (whichever is greater)   |
| Hardwired thermocouple probe: accuracy below 0°C            | +/- 2.2°C or 2.0% (whichever is greater)  |
| Integrated memory   | Up to 3200 sensor messages  |
| Wireless range  | 1,200+ ft non-line-of-sight   |
| Security  | Encrypt-RF® (256-bit key exchange and AES-128 CTR)  |
| Weight  | 1.7 ounces  |
| Certifications  |   Industry Canada<br>900 MHz product; FCC ID: ZTL-G2SC1 and IC: 9794A-G2SC1. 868 and 433 MHz product tested and found to comply with: EN 300 220-2 V3.1.1 (2017-02), EN 300 220-2 V3.1.1 (2017-02) and EN 60950 |

\* Hardware cannot withstand negative voltage. Please take care when connecting a power device.  
 \*\* At temperatures above 100°C, it is possible for the board circuitry to lose programmed memory.

### PinchPower™ Enclosures





## ALTA Commercial AA Wireless Thermocouple Sensors | Technical Specifications

|   |   |
|---|---|
| Supply voltage  | 2.0–3.8 VDC (3.0–3.8 VDC using power supply) *  |
| Current consumption   | 0.2 $\mu$ A (sleep mode), 0.7 $\mu$ A (RTC sleep), 570 $\mu$ A (MCU idle), 2.5 mA (MCU active), 5.5 mA (radio RX mode), 22.6 mA (radio TX mode)   |
| Operating temperature range (board circuitry and batteries) | -18°C to 55°C (0°F to 130°F) using alkaline<br>-40°C to 85°C (-40°F to 185°F) using lithium **  |
| Optimal battery temperature range (AA)                      | +10°C to +50°C (+50°F to +122°F)  |
| Thermocouple connection options                             | 6 ft hardwired probe/5 ft K-type connector  |
| Hardwired thermocouple probe—temperature range              | -100°C to +400°C (-148°F to +752°F)   |
| Hardwired thermocouple probe—accuracy above 0°C             | +/- 2.2°C or 0.75% (whichever is greater)   |
| Hardwired thermocouple probe—accuracy below 0°C             | +/- 2.2°C or 2.0% (whichever is greater)  |
| Integrated memory   | Up to 3200 sensor messages  |
| Wireless range  | 1,200+ ft non-line-of-sight   |
| Security  | Encrypt-RF® (256-bit key exchange and AES-128 CTR)  |
| Weight  | 4.7 ounces  |
| Certifications  | <div style="display: flex; align-items: center; gap: 10px;">   <span>Industry Canada</span> </div> 900 MHz product; FCC ID: ZTL-G2SC1 and IC: 9794A-G2SC1. 868 and 433 MHz product tested and found to comply with: EN 300 220-2 V3.1.1 (2017-02), EN 300 220-2 V3.1.1 (2017-02) and EN 60950 |

\* Hardware cannot withstand negative voltage. Please take care when connecting a power device.

\*\* At temperatures above 100°C, it is possible for the board circuitry to lose programmed memory.



## Power Options

The standard version of this sensor is powered by two replaceable 1.5 V AA sized batteries (included with purchase).

This sensor is also available with a line power option. The line powered version of this sensor has a barrel power connector allowing it to be powered by a standard 3.0–3.6 V power supply. The line powered version also uses two standard 1.5 V AA batteries as backup for uninterrupted operation in the event of line power outage.

Power options must be selected at time of purchase, as the internal hardware of the sensor must be changed to support the selected power requirements.



| ALTA Industrial Wireless Thermocouple Sensors   Technical Specifications |   |   |
|--|---|---|
| Supply voltage   | 2.0–3.8 VDC (3.0–3.8 VDC using power supply) *  |   |
| Current consumption  | 0.2 $\mu$ A (sleep mode), 0.7 $\mu$ A (RTC sleep), 570 $\mu$ A (MCU idle), 2.5 mA (MCU active), 5.5 mA (radio RX mode), 22.6 mA (radio TX mode)   |   |
| Operating temperature range (board circuitry and battery)                | -40°C to +85°C (-40°F to +185°F) **   |   |
| Included battery   | Max temperature range   | -40° to +85°C (-40° to +185°F)                        |
|  | Capacity  | 1500 mAh  |
| Optional solar feature   | Solar panel   | 5VDC/30mA (53mm x 30mm)                               |
|  | Charging temperature range  | 0° to 45°C (32° to 113°F)                             |
|  | Max temperature range   | -20° to 60°C (-4° to 140°F)                           |
|  | Included rechargeable battery   | 600 mAh/>2000 charge cycles (80% of initial capacity) |
|  | Solar efficiency  | Optimized for high and low-light operation ***        |
|  | Charging efficiency   | 40% ****  |
|  | Luminous sustainability   | 250 LUX ****  |
| Thermocouple connection options  | 6 ft hardwired probe/5 ft K-type connector  |   |
| Hardwired thermocouple probe—temperature range                           | -100°C to +400°C (-148°F to +752°F)   |   |
| Hardwired thermocouple probe—accuracy above 0°C                          | +/- 2.2°C or 0.75% (whichever is greater)   |   |
| Hardwired thermocouple probe—accuracy below 0°C                          | +/- 2.2°C or 2.0% (whichever is greater)  |   |
| Integrated memory  | Up to 3200 sensor messages  |   |
| Wireless range   | 1,200+ ft non-line-of-sight   |   |
| Security   | Encrypt-RF® (256-bit key exchange and AES-128 CTR)  |   |
| Weight   | 5.7 ounces  |   |
| Enclosure rating   | NEMA 1, 2, 4, 4x, 12 and 13 rated, sealed and weather proof   |   |
| UL rating  | UL Listed to UL508-4x specifications (File E194432)   |   |
| Certifications   | <div style="display: flex; align-items: center; gap: 10px;">   <span>Industry Canada</span> </div> 900 MHz product; FCC ID: ZTL-G2SC1 and IC: 9794A-G2SC1. 868 and 433 MHz product tested and found to comply with: EN 300 220-2 V3.1.1 (2017-02), EN 300 220-2 V3.1.1 (2017-02) and EN 60950 |   |

\* Hardware cannot withstand negative voltage. Please take care when connecting a power device.

\*\* At temperatures above 100°C, it is possible for the board circuitry to lose programmed memory.

\*\*\* Light present 25% of day yields 125% of operating power to support 10-minute heartbeats.

\*\*\*\* Solar feature's energy harvesting circuitry works indoors with low light.

## Commercial Grade Sensors

Monnit commercial grade sensors are designed for applications in ordinary environments (normal room temperature, humidity and atmospheric pressure). Do not use these sensors under the following conditions as these factors can deteriorate the product characteristics and cause failures and burnout.

- Corrosive gas or deoxidizing gas: chlorine gas, hydrogen sulfide gas, ammonia gas, sulfuric acid gas, nitric oxides gas, etc.
- Volatile or flammable gas
- Dusty conditions
- Low-pressure or high-pressure environments
- Wet or excessively humid locations
- Places with salt water, oils chemical liquids or organic solvents
- Where there are excessively strong vibrations
- Other places where similar hazardous conditions exist

Use these products within the specified temperature range. Higher temperature may cause deterioration of the characteristics or the material quality.

## Industrial Grade Sensors | Type 1, 2, 4, 4X, 12 and 13 NEMA Rated Enclosure

Monnit's Industrial sensors are enclosed in reliable, weatherproof NEMA-rated enclosures. Our NEMA-rated enclosures are constructed for both indoor or outdoor use and protect the sensor circuitry against the ingress of solid foreign objects like dust as well as the damaging effects of water (rain, sleet, snow, splashing water, and hose-directed water).

- Safe from falling dirt
- Protects against wind-blown dust
- Protects against rain, sleet, snow, splashing water, and hose-directed water
- Increased level of corrosion resistance
- Will remain undamaged by ice formation on the enclosure



For more information about our products or to place an order, please contact our sales department at 801-561-5555.

Visit us on the web at [www.monnit.com](http://www.monnit.com).

Monnit Corporation  
3400 South West Temple  
Salt Lake City, UT 84115  
801-561-5555  
[www.monnit.com](http://www.monnit.com)

Компания «Life Electronics» занимается поставками электронных компонентов импортного и отечественного производства от производителей и со складов крупных дистрибьюторов Европы, Америки и Азии.

С конца 2013 года компания активно расширяет линейку поставок компонентов по направлению коаксиальный кабель, кварцевые генераторы и конденсаторы (керамические, пленочные, электролитические), за счёт заключения дистрибьюторских договоров

Мы предлагаем:

- Конкурентоспособные цены и скидки постоянным клиентам.
- Специальные условия для постоянных клиентов.
- Подбор аналогов.
- Поставку компонентов в любых объемах, удовлетворяющих вашим потребностям.
- Приемлемые сроки поставки, возможна ускоренная поставка.
- Доставку товара в любую точку России и стран СНГ.
- Комплексную поставку.
- Работу по проектам и поставку образцов.
- Формирование склада под заказчика.
- Сертификаты соответствия на поставляемую продукцию (по желанию клиента).
- Тестирование поставляемой продукции.
- Поставку компонентов, требующих военную и космическую приемку.
- Входной контроль качества.
- Наличие сертификата ISO.

В составе нашей компании организован Конструкторский отдел, призванный помогать разработчикам, и инженерам.

Конструкторский отдел помогает осуществить:

- Регистрацию проекта у производителя компонентов.
- Техническую поддержку проекта.
- Защиту от снятия компонента с производства.
- Оценку стоимости проекта по компонентам.
- Изготовление тестовой платы монтаж и пусконаладочные работы.



Тел: +7 (812) 336 43 04 (многоканальный)

Email: [org@lifeelectronics.ru](mailto:org@lifeelectronics.ru)