


ZTW1R5

ZT W 1R5 12 12

① ② ③ ④ ⑤



- ① Series name
- ② Dual output
- ③ Output wattage
- ④ Input voltage
- ⑤ Output voltage



| MODEL | ZTW1R50512 | ZTW1R50515 | ZTW1R51212 | ZTW1R51215 | ZTW1R52412 | ZTW1R52415 | ZTW1R54812 | ZTW1R54815 | |
|-----------------------|------------|------------|------------|------------|------------|------------|------------|------------|------------|
| MAX OUTPUT WATTAGE[W] | 1.56 | 1.50 | 1.56 | 1.50 | 1.56 | 1.50 | 1.56 | 1.50 | |
| DC OUTPUT | VOLTAGE[V] | ±12 or +24 | ±15 or +30 | ±12 or +24 | ±15 or +30 | ±12 or +24 | ±15 or +30 | ±12 or +24 | ±15 or +30 |
| | CURRENT[A] | 0.065 | 0.050 | 0.065 | 0.050 | 0.065 | 0.050 | 0.065 | 0.050 |

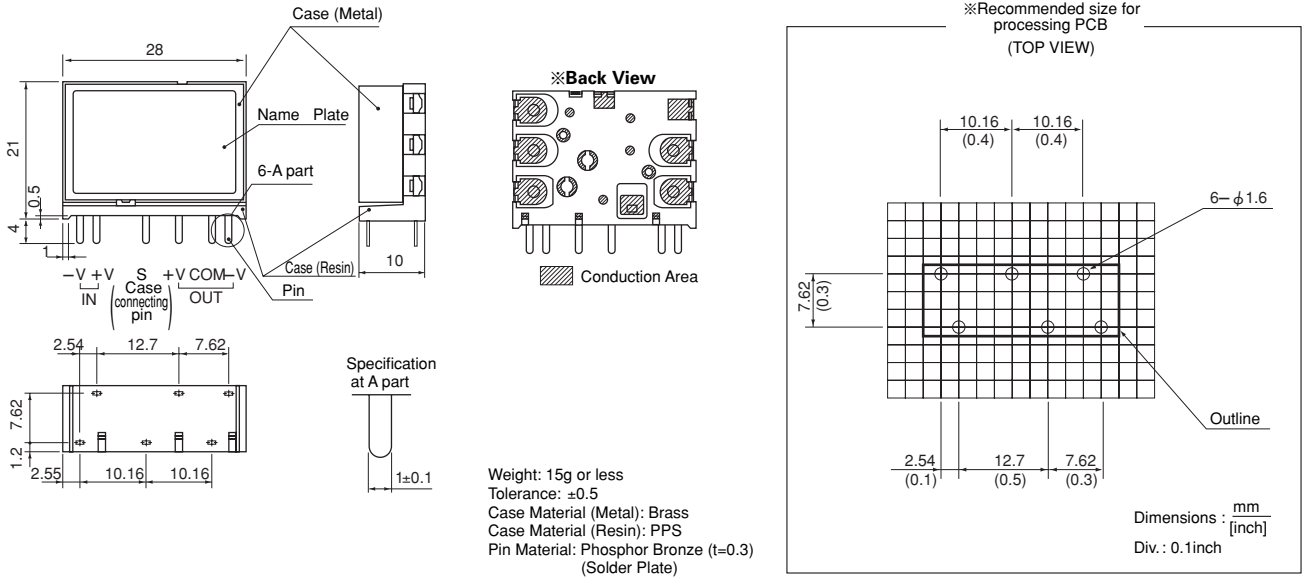
SPECIFICATIONS

Output pins can be connected in series to make a 24V/30V output.

| | MODEL | ZTW1R50512 | ZTW1R50515 | ZTW1R51212 | ZTW1R51215 | ZTW1R52412 | ZTW1R52415 | ZTW1R54812 | ZTW1R54815 | |
|---------------------------|--------------------------------------|--|---------------|---------------|---------------|---------------|---------------|---------------|------------|--------|
| INPUT | VOLTAGE[V] | DC4.5 - 9 | | DC9 - 18 | | DC18 - 36 | | DC36 - 72 | | |
| | CURRENT[A] | *1 0.466typ | 0.448typ | 0.183typ | 0.176typ | 0.092typ | 0.088typ | 0.046typ | 0.044typ | |
| | EFFICIENCY[%] | *1 67typ | 67typ | 71typ | 71typ | 71typ | 71typ | 71typ | 71typ | |
| OUTPUT | VOLTAGE[V] | ±12 (+24) | ±15 (+30) | ±12 (+24) | ±15 (+30) | ±12 (+24) | ±15 (+30) | ±12 (+24) | ±15 (+30) | |
| | CURRENT[A] | 0.065 | 0.050 | 0.065 | 0.050 | 0.065 | 0.050 | 0.065 | 0.050 | |
| | LINE REGULATION[mV] | 60max | 75max | 60max | 75max | 60max | 75max | 60max | 75max | |
| | LOAD REGULATION[mV] | 600max | 750max | 600max | 750max | 600max | 750max | 600max | 750max | |
| | RIPPLE[mVp-p] | *2 120max | 120max | 120max | 120max | 120max | 120max | 120max | 120max | |
| | RIPPLE NOISE[mVp-p] | *2 150max | 150max | 150max | 150max | 150max | 150max | 150max | 150max | |
| | TEMPERATURE REGULATION[mV] | -20 to +55°C | 150max | 180max | 150max | 180max | 150max | 180max | 150max | 180max |
| | DRIFT[mV] | *3 50max | 60max | 50max | 60max | 50max | 60max | 50max | 60max | |
| | START-UP TIME[ms] | 20max (Minimum input, I _o =100%) | | | | | | | | |
| | OUTPUT VOLTAGE ADJUSTMENT RANGE[V] | Fixed | | | | | | | | |
| OUTPUT VOLTAGE SETTING[V] | 11.40 - 12.60 | 14.25 - 15.75 | 11.40 - 12.60 | 14.25 - 15.75 | 11.40 - 12.60 | 14.25 - 15.75 | 11.40 - 12.60 | 14.25 - 15.75 | | |
| PROTECTION CIRCUIT | OVERCURRENT PROTECTION | Works over 105% of rating and recovers automatically | | | | | | | | |
| ISOLATION | INPUT-OUTPUT | AC500V 1minute, Cutoff current = 10mA, DC500V 50MΩ min (20±15°C) | | | | | | | | |
| | INPUT-CASE | AC500V 1minute, Cutoff current = 10mA, DC500V 50MΩ min (20±15°C) | | | | | | | | |
| | OUTPUT-CASE | AC500V 1minute, Cutoff current = 10mA, DC500V 50MΩ min (20±15°C) | | | | | | | | |
| ENVIRONMENT | OPERATING TEMP., HUMID. AND ALTITUDE | -20 to +71°C, 20 - 95%RH (Non condensing) (Refer to DERATING CURVE), 3,000m (10,000feet) max | | | | | | | | |
| | STORAGE TEMP., HUMID. AND ALTITUDE | -40 to +85°C, 20 - 95%RH (Non condensing), 9,000m (30,000feet) max | | | | | | | | |
| | VIBRATION | 10 - 55Hz, 98.0m/s ² (10G), 3minutes period, 60minutes each along X, Y and Z axis | | | | | | | | |
| | IMPACT | 490.3m/s ² (50G), 11ms, once each X, Y and Z axis | | | | | | | | |
| SAFETY | AGENCY APPROVALS | UL60950-1, C-UL, EN60950-1 Complies with IEC60950-1 | | | | | | | | |
| OTHERS | CASE SIZE/WEIGHT | 28 × 21 × 10mm (W × H × D) / 15g max | | | | | | | | |
| | COOLING METHOD | Convection | | | | | | | | |

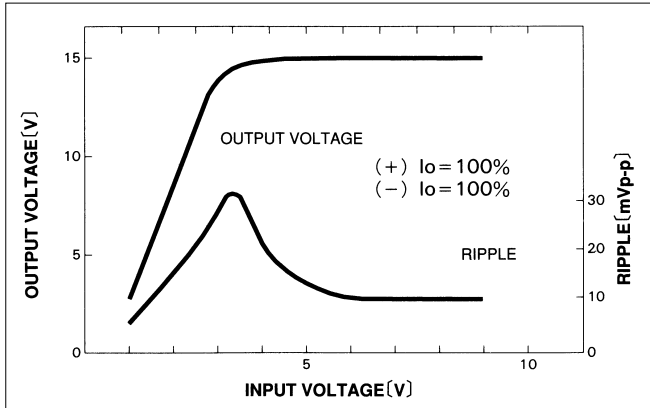
*1 Rated input 5V, 12V, 24V or 48V DC, I_o=100%.
 *2 Measured by 20MHz oscilloscope.
 *3 The drift is a change at 25°C of ambient temperature and 30 minutes - 8 hours after the input voltage applied at rated input/output.
 * The output specification is at ±12V and ±15V.
 * Series/Parallel operation with other model is not possible.

External view

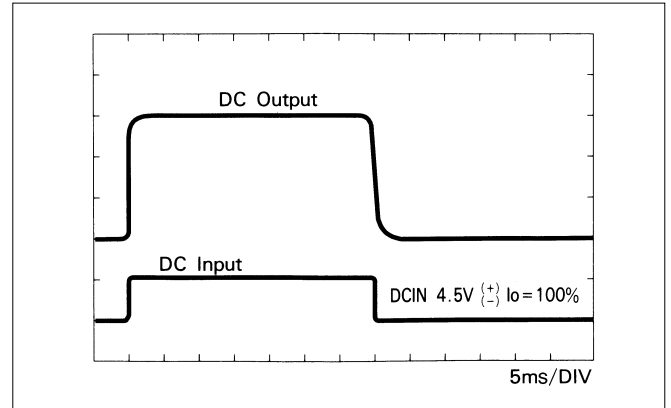


Performance data

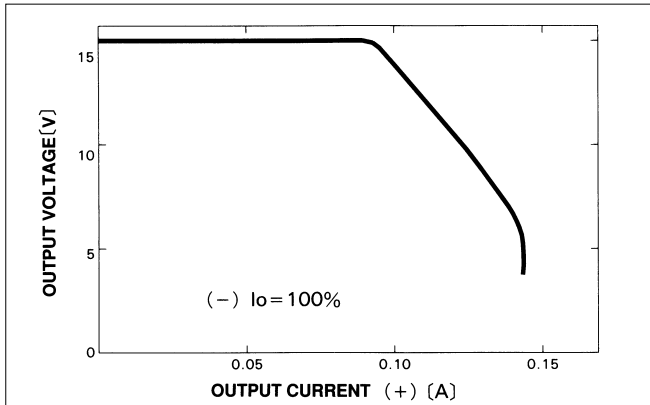
■ STATIC CHARACTERISTICS (ZTW1R50515)



■ RISE TIME & FALL TIME (ZTW1R50515:+15V)




■ OVERCURRENT CHARACTERISTICS (ZTW1R50515)



ZTW3

ZT W 3 12 12

① ② ③ ④ ⑤



- ① Series name
- ② Dual output
- ③ Output wattage
- ④ Input voltage
- ⑤ Output voltage

| MODEL | ZTW30512 | ZTW30515 | ZTW31212 | ZTW31215 | ZTW32412 | ZTW32415 | ZTW34812 | ZTW34815 | |
|-----------------------|------------|------------|------------|------------|------------|------------|------------|------------|------------|
| MAX OUTPUT WATTAGE[W] | 3.12 | 3.00 | 3.12 | 3.00 | 3.12 | 3.00 | 3.12 | 3.00 | |
| DC OUTPUT | VOLTAGE[V] | ±12 or +24 | ±15 or +30 | ±12 or +24 | ±15 or +30 | ±12 or +24 | ±15 or +30 | ±12 or +24 | ±15 or +30 |
| | CURRENT[A] | 0.13 | 0.10 | 0.13 | 0.10 | 0.13 | 0.10 | 0.13 | 0.10 |

SPECIFICATIONS

Output pins can be connected in series to make a 24V/30V output.

| | MODEL | ZTW30512 | ZTW30515 | ZTW31212 | ZTW31215 | ZTW32412 | ZTW32415 | ZTW34812 | ZTW34815 | |
|--------------------|--------------------------------------|---|-----------|-----------|-----------|-----------|-----------|-----------|-----------|--------|
| INPUT | VOLTAGE[V] | DC4.5 - 9 | | DC9 - 18 | | DC18 - 36 | | DC36 - 72 | | |
| | CURRENT[A] | *1 0.891typ | 0.857typ | 0.351typ | 0.338typ | 0.176typ | 0.169typ | 0.087typ | 0.083typ | |
| | EFFICIENCY[%] | *1 70typ | 70typ | 74typ | 74typ | 74typ | 74typ | 75typ | 75typ | |
| OUTPUT | VOLTAGE[V] | ±12 (+24) | ±15 (+30) | ±12 (+24) | ±15 (+30) | ±12 (+24) | ±15 (+30) | ±12 (+24) | ±15 (+30) | |
| | CURRENT[A] | 0.13 | 0.10 | 0.13 | 0.10 | 0.13 | 0.10 | 0.13 | 0.10 | |
| | LINE REGULATION[mV] | 60max | 75max | 60max | 75max | 60max | 75max | 60max | 75max | |
| | LOAD REGULATION[mV] | 600max | 750max | 600max | 750max | 600max | 750max | 600max | 750max | |
| | RIPPLE[mVp-p] | *2 120max | 120max | 120max | 120max | 120max | 120max | 120max | 120max | |
| | RIPPLE NOISE[mVp-p] | *2 150max | 150max | 150max | 150max | 150max | 150max | 150max | 150max | |
| | TEMPERATURE REGULATION[mV] | -20 to +55°C | 150max | 180max | 150max | 180max | 150max | 180max | 150max | 180max |
| | DRIFT[mV] | *3 50max | 60max | 50max | 60max | 50max | 60max | 50max | 60max | |
| | START-UP TIME[ms] | 20max (Minimum input, I _o =100%) | | | | | | | | |
| | OUTPUT VOLTAGE ADJUSTMENT RANGE[V] | Fixed | | | | | | | | |
| PROTECTION CIRCUIT | OVERCURRENT PROTECTION | 11.40 - 12.60 14.25 - 15.75 11.40 - 12.60 14.25 - 15.75 11.40 - 12.60 14.25 - 15.75 11.40 - 12.60 14.25 - 15.75 | | | | | | | | |
| ISOLATION | INPUT-OUTPUT | Works over 105% of rating and recovers automatically | | | | | | | | |
| | INPUT-CASE | AC500V 1minute, Cutoff current = 10mA, DC500V 50MΩ min (20±15°C) | | | | | | | | |
| | OUTPUT-CASE | AC500V 1minute, Cutoff current = 10mA, DC500V 50MΩ min (20±15°C) | | | | | | | | |
| ENVIRONMENT | OPERATING TEMP., HUMID. AND ALTITUDE | -20 to +71°C, 20 - 95%RH (Non condensing) (Refer to DERATING CURVE), 3,000m (10,000feet) max | | | | | | | | |
| | STORAGE TEMP., HUMID. AND ALTITUDE | -40 to +85°C, 20 - 95%RH (Non condensing), 9,000m (30,000feet) max | | | | | | | | |
| | VIBRATION | 10 - 55Hz, 98.0m/s ² (10G), 3minutes period, 60minutes each along X, Y and Z axis | | | | | | | | |
| | IMPACT | 490.3m/s ² (50G), 11ms, once each X, Y and Z axis | | | | | | | | |
| SAFETY | AGENCY APPROVALS | UL60950-1, C-UL, EN60950-1 Complies with IEC60950-1 | | | | | | | | |
| OTHERS | CASE SIZE/WEIGHT | 35.5 × 26 × 10mm (W × H × D) / 25g max | | | | | | | | |
| | COOLING METHOD | Convection | | | | | | | | |

*1 Rated input 5V, 12V, 24V or 48V DC, I_o=100%.

*2 Measured by 20MHz oscilloscope.

*3 The drift is a change at 25°C of ambient temperature and 30 minutes - 8 hours after the input voltage applied at rated input/output.

* The output specification is at ±12V and ±15V.

* Series/Parallel operation with other model is not possible.

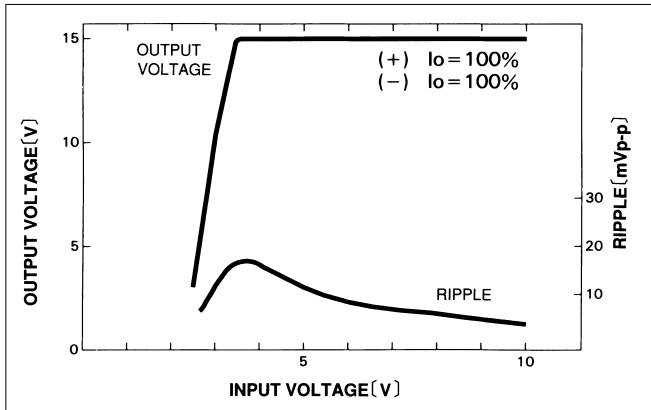
External view



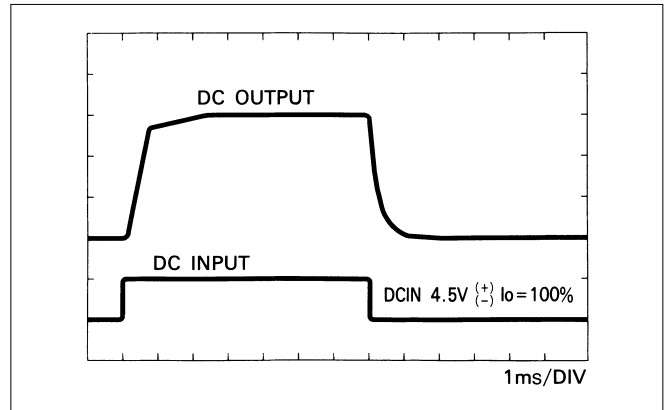
Weight: 25g or less
Tolerance: ±0.5
Case Material (Metal): Brass
Case Material (Resin): PPS
Pin Material: Phosphor Bronze (t=0.3)
(Solder Plate)

Performance data

■ STATIC CHARACTERISTICS (ZTW30515)

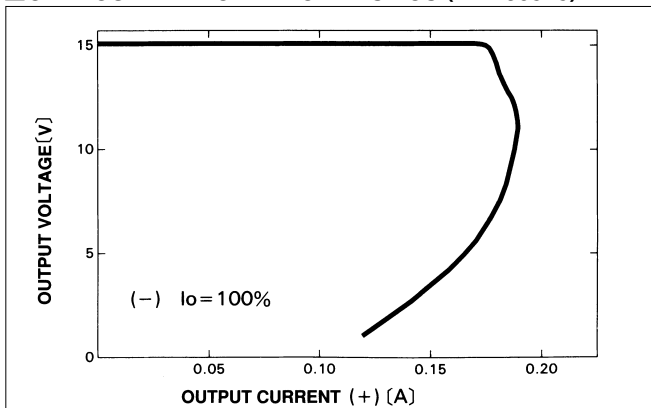


■ RISE TIME & FALL TIME (ZTW30515:+15V)



ZU/ZT

■ OVERCURRENT CHARACTERISTICS (ZTW30515)



Mouser Electronics

Authorized Distributor

Click to View Pricing, Inventory, Delivery & Lifecycle Information:

Cosel:

[ZTW1R52412-G](#) [ZTW32415](#) [ZTW34815](#) [ZTW30512](#) [ZTW31215](#) [ZTW1R51212](#) [ZTW1R50515](#) [ZTW1R52412](#)
[ZTW1R51215](#) [ZTW1R54812](#) [ZTW1R52415](#) [ZTW1R50512](#) [ZTW30515](#) [ZTW31212](#) [ZTW34812](#) [ZTW1R54815](#)
[ZTW32415-G](#) [ZTW32412](#) [ZTW32412-G](#)

Компания «Life Electronics» занимается поставками электронных компонентов импортного и отечественного производства от производителей и со складов крупных дистрибьюторов Европы, Америки и Азии.

С конца 2013 года компания активно расширяет линейку поставок компонентов по направлению коаксиальный кабель, кварцевые генераторы и конденсаторы (керамические, пленочные, электролитические), за счёт заключения дистрибьюторских договоров

Мы предлагаем:

- Конкуренспособные цены и скидки постоянным клиентам.
- Специальные условия для постоянных клиентов.
- Подбор аналогов.
- Поставку компонентов в любых объемах, удовлетворяющих вашим потребностям.
- Приемлемые сроки поставки, возможна ускоренная поставка.
- Доставку товара в любую точку России и стран СНГ.
- Комплексную поставку.
- Работу по проектам и поставку образцов.
- Формирование склада под заказчика.
- Сертификаты соответствия на поставляемую продукцию (по желанию клиента).
- Тестирование поставляемой продукции.
- Поставку компонентов, требующих военную и космическую приемку.
- Входной контроль качества.
- Наличие сертификата ISO.

В составе нашей компании организован Конструкторский отдел, призванный помогать разработчикам, и инженерам.

Конструкторский отдел помогает осуществить:

- Регистрацию проекта у производителя компонентов.
- Техническую поддержку проекта.
- Защиту от снятия компонента с производства.
- Оценку стоимости проекта по компонентам.
- Изготовление тестовой платы монтаж и пусконаладочные работы.



Тел: +7 (812) 336 43 04 (многоканальный)

Email: org@lifeelectronics.ru