



Dual Inductor for Class D – GA3416-CL



- Dual inductor for use in Class D output filter
- Very low magnetic coupling
- AEC-Q200 Grade 1 qualified
- Shielded surface mount package with both coils and additional mounting pads for excellent board adhesion

Output Power

Power typ (W)	Temperature rise from 25°C (°C)	Load	THD+N	Test condition
21	17.0	4 Ohm	1%	1 kHz, 14.4 Vdc
25	20.0	4 Ohm	10%	1 kHz, 14.4 Vdc
44	30.7	4 Ohm	1%	1 kHz, 21 Vdc
54	35.0	4 Ohm	10%	1 kHz, 21 Vdc
33	46.5	2 Ohm	1%	1 kHz, 14.4 Vdc
40	51.6	2 Ohm	10%	1 kHz, 14.4 Vdc

Part number ¹	Maximum power (W) ²			DCR max ⁴ (Ohms)	SRF typ ⁵ (MHz)	THD+N ⁶ (%)	Isat (A) ⁷			Irms (A) ⁸	
	2 Ohm load	4 Ohm load	Inductance ³ ±10% (µH)				10% drop	20% drop	30% drop	20°C rise	40°C rise
GA3416-CL_	28	60	10.0	0.021	23.6	<0.1	8.6	8.7	8.8	3.0	4.3

1. When ordering, please specify **termination**, and **packaging** codes:

GA3416-CLD

Termination: L = RoHS compliant tin-silver (96.5/3.5) over copper (leads), gold over nickel over phos bronze (additional mounting pads).
Special order: T = RoHS tin-silver-copper (95.5/4/0.5) or S = non-RoHS tin-lead (63/37).

Packaging: D = 13" machine-ready reel. EIA-481 embossed plastic tape (200 parts per full reel).

B = Less than full reel. In tape, but not machine ready. To have a leader and trailer added (\$25 charge), use code letter D instead.

2. Maximum power into specified load that causes a 40°C temperature rise. Measured at 1 kHz with a 14.4 Vdc supply for the 2-Ohm load and a 21 Vdc supply for the 4-Ohm load. Refer to Output Power table for typical output conditions. Tested using the TAS5414A Evaluation Board from Texas Instruments.

3. Inductance measured at 500 kHz, 0.5 Vrms, 0 Adc using an Agilent/HP 4284A impedance analyzer.

4. DCR measured on a micro-ohmmeter.

5. SRF measured using Agilent/HP 8753D network analyzer.

6. Total harmonic distortion + noise measured at 23 W into a 2-Ohm or 4-Ohm load at 1 kHz with a 21 Vdc supply.

7. DC current at 25°C that causes the specified inductance drop from its value without current.

8. Current applied to both windings at the same time that causes the specified temperature rise from 25°C ambient. This information is for reference only and does not represent absolute maximum ratings.

9. Electrical specifications at 25°C.

Refer to Doc 362 "Soldering Surface Mount Components" before soldering.

Core material Ferrite

Terminations RoHS compliant tin-silver (96.5/3.5) over copper (leads), electroplated gold (<50 µin) over nickel over phos bronze (additional mounting pads). Other terminations available at additional cost.

Weight 7.8 g

Ambient temperature -40°C to +125°C with Irms current

Maximum part temperature +165°C (ambient + temp rise)

Storage temperature Component: -40°C to +165°C
Tape and reel packaging: -40°C to +80°C

Resistance to soldering heat Max three 40 second reflows at +260°C, parts cooled to room temperature between cycles

Moisture Sensitivity Level (MSL) 1 (unlimited floor life at <30°C / 85% relative humidity)

Failures in Time (FIT) / Mean Time Between Failures (MTBF)

38 per billion hours / 26,315,789 hours, calculated per Telcordia SR-332

Packaging 200/13" reel Plastic tape: 32 mm wide, 0.4 mm thick, 20 mm pocket spacing, 12.95 mm pocket depth

PCB washing Tested to MIL-STD-202 Method 215 plus an additional aqueous wash. See [Doc787_PCB_Washing.pdf](#).



www.coilcraft.com

US +1-847-639-6400 sales@coilcraft.com

UK +44-1236-730595 sales@coilcraft-europe.com

Taiwan +886-2-2264 3646 sales@coilcraft.com.tw

China +86-21-6218 8074 sales@coilcraft.com.cn

Singapore +65-6484 8412 sales@coilcraft.com.sg

Document 667-1 Revised 06/27/16

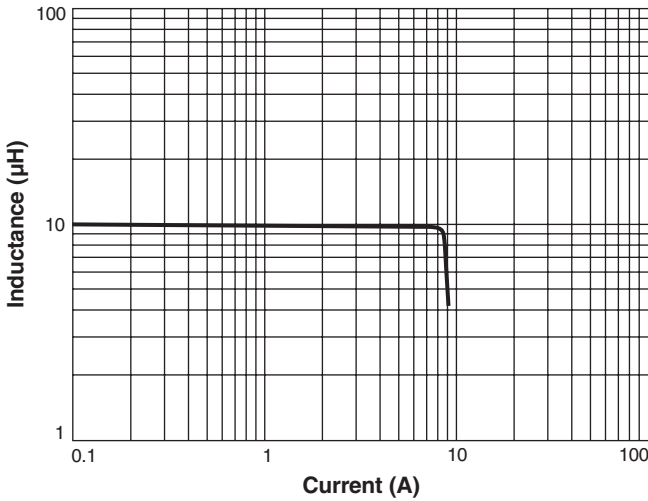
© Coilcraft Inc. 2016

This product may not be used in medical or high risk applications without prior Coilcraft approval. Specification subject to change without notice. Please check web site for latest information.

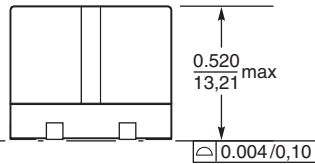
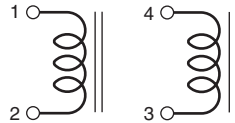
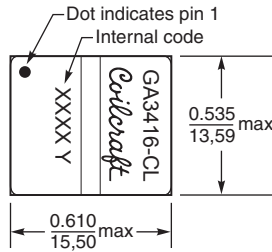
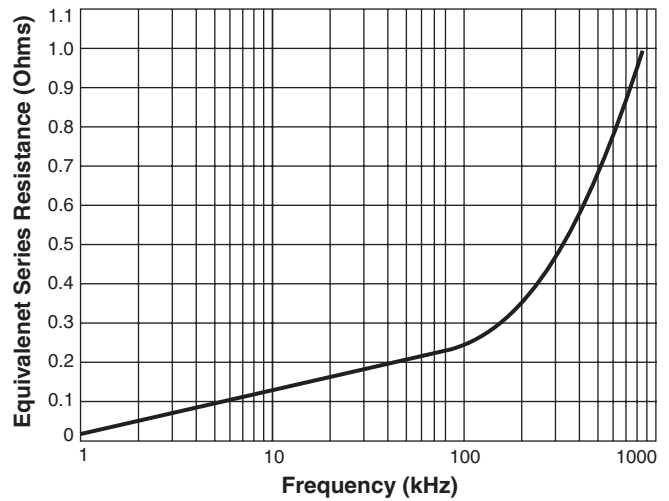


Class D Dual Inductor – GA3416-CL

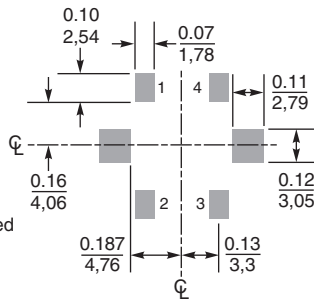
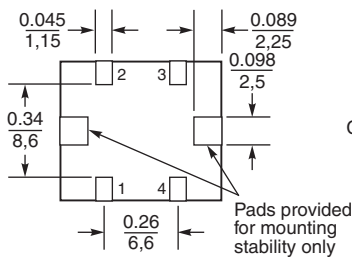
L vs Current



ESR vs Frequency



Recommended Land Pattern



Dimensions are in $\frac{\text{inches}}{\text{mm}}$



US +1-847-639-6400 sales@coilcraft.com
UK +44-1236-730595 sales@coilcraft-europe.com
Taiwan +886-2-2264 3646 sales@coilcraft.com.tw
China +86-21-6218 8074 sales@coilcraft.com.cn
Singapore + 65-6484 8412 sales@coilcraft.com.sg

Document 667-2 Revised 06/27/16
 © Coilcraft Inc. 2016
 This product may not be used in medical or high risk applications without prior Coilcraft approval. Specification subject to change without notice. Please check web site for latest information.

Компания «Life Electronics» занимается поставками электронных компонентов импортного и отечественного производства от производителей и со складов крупных дистрибьюторов Европы, Америки и Азии.

С конца 2013 года компания активно расширяет линейку поставок компонентов по направлению коаксиальный кабель, кварцевые генераторы и конденсаторы (керамические, пленочные, электролитические), за счёт заключения дистрибьюторских договоров

Мы предлагаем:

- Конкурентоспособные цены и скидки постоянным клиентам.
- Специальные условия для постоянных клиентов.
- Подбор аналогов.
- Поставку компонентов в любых объемах, удовлетворяющих вашим потребностям.
- Приемлемые сроки поставки, возможна ускоренная поставка.
- Доставку товара в любую точку России и стран СНГ.
- Комплексную поставку.
- Работу по проектам и поставку образцов.
- Формирование склада под заказчика.
- Сертификаты соответствия на поставляемую продукцию (по желанию клиента).
- Тестирование поставляемой продукции.
- Поставку компонентов, требующих военную и космическую приемку.
- Входной контроль качества.
- Наличие сертификата ISO.

В составе нашей компании организован Конструкторский отдел, призванный помогать разработчикам, и инженерам.

Конструкторский отдел помогает осуществить:

- Регистрацию проекта у производителя компонентов.
- Техническую поддержку проекта.
- Защиту от снятия компонента с производства.
- Оценку стоимости проекта по компонентам.
- Изготовление тестовой платы монтаж и пусконаладочные работы.



Тел: +7 (812) 336 43 04 (многоканальный)

Email: org@lifeelectronics.ru