

Surge protection connector - PT PE/S+1X2-24-ST - 2819008

Please be informed that the data shown in this PDF Document is generated from our Online Catalog. Please find the complete data in the user's documentation. Our General Terms of Use for Downloads are valid (<http://download.phoenixcontact.com>)




Protective plug PT with surge voltage equipment protection for power supply units, visual fault warning, nominal voltage: 24 V and a 2-core floating signal circuit, nominal voltage: 24 V.

Why buy this product

- Plugs can be checked with CHECKMASTER
- Maximum ease of maintenance thanks to the two-piece design
- Base element remains an integral part of the installation
- Consistent plug-in signal circuit protection
- Impedance-neutral disconnection of plug for test and maintenance purposes



Key commercial data

Packing unit	1
Minimum order quantity	1
Catalog page	Page 96 (TT-2011)
GTIN	 4 017918 819323
Custom tariff number	85363010
Country of origin	GERMANY

Technical data

General

Housing material	PA 6.6
Inflammability class according to UL 94	V0
Standards for air and creepage distances	VDE 0110-1
Standards for air and creepage distances	IEC 60664-1
Standards for air and creepage distances	IEC 61643-1
Total surge current (8/20) μ s	20 kA
Color	black
Ambient temperature (operation)	-40 °C ... 85 °C
Mounting type	On base element
Design	DIN rail module, two-section, divisible
Degree of protection	IP20

Surge protection connector - PT PE/S+1X2-24-ST - 2819008

Technical data

General

Current supply arrester can be tested with CHECKMASTER starting with software version:	From SW rev. 1.00
Direction of action	L-N-PE & Signal Line-Signal Line-Earth Ground
Width	17.7 mm
Height	45 mm
Depth	52 mm
Pitch unit	1 Div.

Protective circuit, power supply

IEC category	III
EN type	T3
Nominal voltage UN	24 V
Arrester rated voltage UC (L-N)	44 V DC
Arrester rated voltage UC (L-N)	34 V DC
Arrester rated voltage UC (L-PE)	34 V AC
Arrester rated voltage UC (L-PE)	44 V DC
Nominal frequency fN	50 Hz (60 Hz)
Nominal current IN	6 A (30 °C)
Operating effective current IC at UC	≤ 1.5 mA
Ground conductor current IPE	≤ 1 µA
Nominal discharge surge current In (8/20) µs	700 A
Nominal discharge surge current In (8/20) µs (L-N)	700 A
Nominal discharge surge current In (8/20) µs (L-PE)	700 A
Max. discharge surge current I _{max} (8/20) µs	2 kA
Max. discharge surge current I _{max} (8/20) µs maximum (L-N)	2 kA
Max. discharge surge current I _{max} (8/20) µs maximum (L-PE)	2 kA
100% lightning impulse sparkover voltage (1.2/50)µs (L-PE)	230 V
100% lightning impulse sparkover voltage (1.2/50)µs (L-PEN)	230 V
Combined surge UOC	2 kV
Energy absorption symmetrical	28 J
Energy absorption, asymmetrical	14 J
Protection level UP (L-N)	≤ 180 V
Protection level UP (L-PE)	≤ 550 V
Total surge current (8/20) µs	20 kA
Response time (L-N)	≤ 25 ns
Response time (L-PE)	≤ 100 ns
Message: Surge protection fault	Optical
Max. required back-up fuse	6 A (gL/gG)
Residual voltage at In, (L-N)	≤ 170 V
Residual voltage at In, (L-PE)	≤ 100 V

Connection (protective circuit, power supply)

Connection type IN	PLUGTRAB plug-in system
Connection type OUT	PLUGTRAB plug-in system

Surge protection connector - PT PE/S+1X2-24-ST - 2819008

Technical data

Standards (protective circuit, power supply)

Standards/regulations	IEC 61643-1
Standards/regulations	EN 61643-11

Protective circuit, information technology

Nominal voltage UN	24 V AC
Max. operating voltage Umax	28 V AC
Max. operating voltage Umax	40 V DC
Arrester rated voltage UC	40 V DC
Arrester rated voltage UC	28 V AC
Arrester rated voltage UC (Core-Earth)	40 V DC
Arrester rated voltage UC (Core-Earth)	28 V AC
Nominal current IN	450 mA (45°C)
Operating effective current IC at UC	≤ 5 μA
Ground conductor current IPE	≤ 2 μA
Nominal discharge surge current In (8/20) μs (Core-Core)	10 kA
Nominal discharge surge current In (8/20) μs (Core-Earth)	10 kA
Max. discharge surge current Imax (8/20) μs maximum (Core-Core)	10 kA
Max. discharge surge current Imax (8/20) μs maximum (Core-Earth)	10 kA
Protection level UP (Core-Core)	≤ 80 V (C2 (10 kV/5 kA))
Protection level UP (Core-Earth)	≤ 450 V (C2 (10 kV/5 kA))
Response time tA (Core-Core)	≤ 1 ns
Response time tA (Core-Earth)	≤ 100 ns
Input attenuation aE, sym.	0.5 dB (≤ 1.5 MHz)
Input attenuation aE, sym.	0.2 dB (≤ 500 kHz / 150 Ω)
Input attenuation aE, sym.	0.1 dB (≤ 100 kHz / 600 Ω)
Cut-off frequency fg (3 dB), sym. in 50 Ohm system	Typ. 8 MHz
Cut-off frequency fg (3 dB), sym. in 150 Ohm system	Typ. 3 MHz
Cut-off frequency fg (3 dB), sym. in 600 Ohm system	Typ. 800 kHz
Capacity (Core-Core)	1.1 nF
Resistance in series	2.2 Ω
Lightning test current (10/350) μs, peak value limp	2.5 kA
Message: Surge protection fault	Optical, remote indicator contact
Output voltage limitation at 1 kV/μs (wire-wire)	≤ 55 V
Output voltage limitation at 1 kV/μs (wire-earth)	≤ 25 V
Residual voltage at In, (conductor-conductor)	≤ 55 V
Residual voltage with Ian (10/1000)μs (conductor-conductor)	≤ 65 V
Surge carrying capacity in acc. with IEC 61643-21 (Core-Core)	C2 (10 kV/5 kA)
Surge carrying capacity in acc. with IEC 61643-21 (Core-Earth)	C2 (10 kV/5 kA)
Surge carrying capacity in acc. with IEC 61643-21 (Core-Earth)	D1 (2.5 kA)

Power supply, general

Connection method	Screw connection (in connection with the base element)
-------------------	--

Surge protection connector - PT PE/S+1X2-24-ST - 2819008

Technical data

Power supply, general

Connection type IN	PLUGTRAB plug-in system
Connection type OUT	PLUGTRAB plug-in system
Screw thread	M3
Tightening torque	0.5 Nm
Stripping length	8 mm
Conductor cross section stranded min.	0.2 mm ²
Conductor cross section stranded max.	2.5 mm ²
Conductor cross section solid min.	0.2 mm ²
Conductor cross section solid max.	4 mm ²
Conductor cross section AWG/kcmil min.	24
Conductor cross section AWG/kcmil max	12

Standards (protective circuit, information technology)

VDE requirement class	C1
VDE requirement class	C2
VDE requirement class	C3
VDE requirement class	D1
IEC category	C1
IEC category	C2
IEC category	C3
IEC category	D1
Standards/regulations	IEC 61643-21

Classifications

eclass

eCl@ss 4.0	27140201
eCl@ss 4.1	27130801
eCl@ss 5.0	27130801
eCl@ss 5.1	27130801
eCl@ss 6.0	27130807
eCl@ss 7.0	27130807

etim

ETIM 2.0	EC000943
ETIM 3.0	EC000943
ETIM 4.0	EC000943

unspsc

UNSPSC 6.01	30212010
UNSPSC 7.0901	39121610
UNSPSC 11	39121610
UNSPSC 12.01	39121610

Surge protection connector - PT PE/S+1X2-24-ST - 2819008

Classifications

unspsc

UNSPSC 13.2	39121620
-------------	----------

Approvals

Approvals

Approvals

GOST

Ex Approvals

Approvals submitted

Approval details



Accessories

Accessories

Marking

Marker pen - X-PEN 0,35 - 0811228



Marker pen without ink cartridge, for manual labeling of markers, labeling extremely wipe-proof, line thickness 0.35 mm

Zack Marker strip, flat - ZBF 5:UNBEDRUCKT - 0808642



Zack Marker strip, flat, Strip, white, Unlabeled, Can be labeled with: Plotter, Mounting type: Snap into flat marker groove, For terminal block width: 5 mm, Lettering field: 5.1 x 5.2 mm

Surge protection connector - PT PE/S+1X2-24-ST - 2819008

Accessories

Zack Marker strip, flat - ZBF 5/WH-100:UNBEDRUCKT - 0808668



Zack Marker strip, flat, Strip, white, Unlabeled, Can be labeled with: Plotter, Mounting type: Snap into flat marker groove, For terminal block width: 5 mm, Lettering field: 5.15 x 5.15 mm

Zack Marker strip, flat - ZBF 5,LGS:FORTL.ZAHLEN - 0808671



Zack Marker strip, flat, Strip, white, Labeled, Printed horizontally: Consecutive numbers 1 - 10, 11 - 20, etc. up to 491 - 500, Mounting type: Snap into flat marker groove, For terminal block width: 5 mm, Lettering field: 5.15 x 5.15 mm

Zack Marker strip, flat - ZBF 5,LGS:GERADE ZAHLEN - 0810821



Zack Marker strip, flat, Strip, white, Labeled, Printed horizontally: Consecutive numbers 2 - 20, 22 - 40, etc. up to 82 - 100, Mounting type: Snap into flat marker groove, For terminal block width: 5 mm, Lettering field: 5.15 x 5.15 mm

Zack Marker strip, flat - ZBF 5,LGS:UNGERADE ZAHLEN - 0810863



Zack Marker strip, flat, Strip, white, Labeled, Printed horizontally: Odd numbers 1 - 19, 21 - 39, etc. up to 81 - 99, Mounting type: Snap into flat marker groove, For terminal block width: 5 mm, Lettering field: 5.15 x 5.15 mm

Zack Marker strip, flat - ZBF 5,QR:FORTL.ZAHLEN - 0808697



Zack Marker strip, flat, Strip, white, Labeled, Printed vertically: Consecutive numbers 1 - 10, 11 - 20, etc. up to 91 - 100, Mounting type: Snap into flat marker groove, For terminal block width: 5 mm, Lettering field: 5.15 x 5.15 mm

Zack marker strip - ZBN 18:UNBEDRUCKT - 2809128



Zack marker strip, Strip, white, Unlabeled, Can be labeled with: Plotter, Mounting type: Snap into tall marker groove, For terminal block width: 18 mm, Lettering field: 18 x 5 mm

Surge protection connector - PT PE/S+1X2-24-ST - 2819008

Accessories

Necessary add-on products

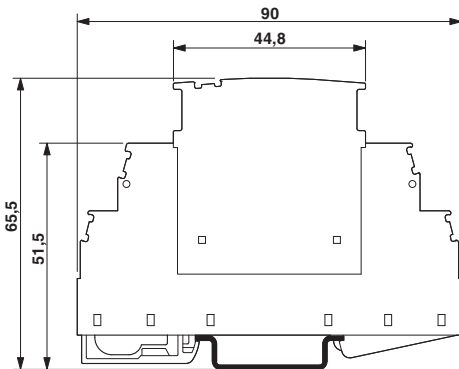
Surge protection base element - PT PE/S+1X2-BE - 2856265



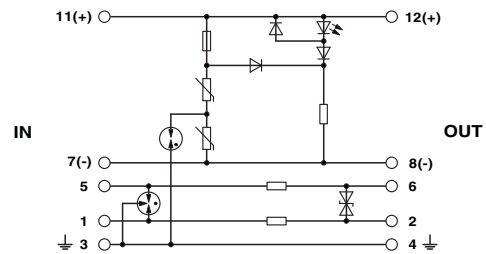
Base element for protective plug PT with surge voltage device protection for the power supply unit and one 2-wire floating signal circuit, mounting on NS 35/7.5 and NS 35/15, housing width: 17.5 mm

Drawings

Dimensioned drawing



Circuit diagram



The figure shows the complete module consisting of a base element and connector

Компания «Life Electronics» занимается поставками электронных компонентов импортного и отечественного производства от производителей и со складов крупных дистрибьюторов Европы, Америки и Азии.

С конца 2013 года компания активно расширяет линейку поставок компонентов по направлению коаксиальный кабель, кварцевые генераторы и конденсаторы (керамические, пленочные, электролитические), за счёт заключения дистрибьюторских договоров

Мы предлагаем:

- Конкурентоспособные цены и скидки постоянным клиентам.
- Специальные условия для постоянных клиентов.
- Подбор аналогов.
- Поставку компонентов в любых объемах, удовлетворяющих вашим потребностям.
- Приемлемые сроки поставки, возможна ускоренная поставка.
- Доставку товара в любую точку России и стран СНГ.
- Комплексную поставку.
- Работу по проектам и поставку образцов.
- Формирование склада под заказчика.
- Сертификаты соответствия на поставляемую продукцию (по желанию клиента).
- Тестирование поставляемой продукции.
- Поставку компонентов, требующих военную и космическую приемку.
- Входной контроль качества.
- Наличие сертификата ISO.

В составе нашей компании организован Конструкторский отдел, призванный помогать разработчикам, и инженерам.

Конструкторский отдел помогает осуществить:

- Регистрацию проекта у производителя компонентов.
- Техническую поддержку проекта.
- Защиту от снятия компонента с производства.
- Оценку стоимости проекта по компонентам.
- Изготовление тестовой платы монтаж и пусконаладочные работы.



Тел: +7 (812) 336 43 04 (многоканальный)

Email: org@lifeelectronics.ru