



Main

Range of product	Zelio Analog
Product or component type	Voltage/current converter
Analogue input type	Current 0...1.5 A AC/DC 50/60 Hz Current 0...15 A AC/DC 50/60 Hz Current 0...5 A AC/DC 50/60 Hz
Analogue output type	Current 0...20 mA \leq 500 Ohm by cabling Current 4...20 mA \leq 500 Ohm by cabling Voltage 0...10 V \geq 100 kOhm by cabling

Complementary

Protection type	Overvoltage protection on output (+/- 30 V) Reverse polarity protection on output Short-circuit protection on output
Analogue output voltage	-15...0 V, when no input or input wire broken
Analogue output current	0...-30 mA, output selected 0...20 mA, when no input or input wire broken 4...-30 mA, output selected 4...20 mA, when no input or input wire broken
[Us] rated supply voltage	24 V DC +/- 20 %, isolated
Current consumption	\leq 70 mA voltage output \leq 90 mA current output
Local signalling	LED green (power ON)
Measurement error	+/- 5 % of full scale at 20 °C +/- 10 % of full scale at 20 °C (electromagnetic interference of 10 V/m)
Repeat accuracy	+/- 0.2 % full scale at 20 °C +/- 0.6 % full scale at 60 °C
Temperature coefficient	1000 ppm/°C, range: 0...5 A 2000 ppm/°C, range: 0...15 A 500 ppm/°C, range: 0...1.5 A
Clamping connection capacity	1 x 2.5 mm ² 2 x 1.5 mm ²
Tightening torque	5.31...9.73 lbf.in (0.6...1.1 N.m)
Marking	CE
Surge withstand	0.5 kV 1.2/50 μ s conforming to IEC 61000-4-5
[Ui] rated insulation voltage	2 kV
Fixing mode	By screws, mounting plate Clip-on, 35 mm symmetrical DIN rail
Safety reliability data	MTTFd = 23.9 years B10d = 22108
Product weight	0.33 lb(US) (0.15 kg)

Environment

standards	IEC 60584-1 IEC 60947-1
product certifications	CSA GL UL
IP degree of protection	IP20 terminal block IP50 housing
fire resistance	1562 °F (850 °C) conforming to IEC 60695-2-1 1562 °F (850 °C) conforming to UL
shock resistance	50 gn 11 ms conforming to IEC 60068-2-27
vibration resistance	5 gn (f = 10...100 Hz) conforming to IEC 60068-2-6
resistance to electrostatic discharge	6 kV (in contact) conforming to IEC 61000-4-2 level 3

The information provided in this documentation contains general descriptions and/or technical characteristics of the performance of the products contained herein. This documentation is not intended as a substitute for and is not to be used for determining suitability or reliability of these products for specific user applications. It is the duty of any such user or integrator to perform the appropriate and complete risk analysis, evaluation and testing of the products with respect to the relevant specific application or use thereof. Neither Schneider Electric Industries SAS nor any of its affiliates or subsidiaries shall be responsible or liable for misuse of the information contained herein.

	8 kV (in air) conforming to IEC 61000-4-2 level 3
resistance to fast transients	1 kV on input-output conforming to IEC 61000-4-4 2 kV on power supply conforming to IEC 61000-4-4
disturbance radiated/conducted	CISPR 11 CISPR 22 group 1 - class B
ambient air temperature for storage	-40...185 °F (-40...85 °C)
ambient air temperature for operation	32...122 °F (0...50 °C) (mounting side by side) 32...140 °F (0...60 °C) (2 cm spacing)
pollution degree	2 conforming to IEC 60664-1

Offer Sustainability

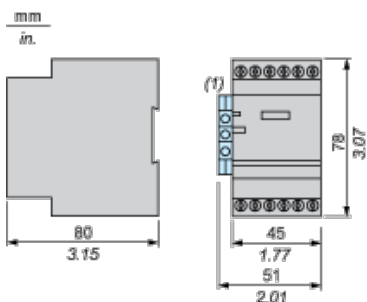
WARNING: This product can expose you to chemicals including:	WARNING: This product can expose you to chemicals including:
Nickel compounds, which is known to the State of California to cause cancer, and	Nickel compounds, which is known to the State of California to cause cancer, and
Diisodecyl phthalate (DIDP), which is known to the State of California to cause birth defects or other reproductive harm.	Diisodecyl phthalate (DIDP), which is known to the State of California to cause birth defects or other reproductive harm.
For more information go to www.p65warnings.ca.gov	For more information go to www.p65warnings.ca.gov

Contractual warranty

Warranty period	18 months
-----------------	-----------

Analog Interface: Voltage/Current Converter

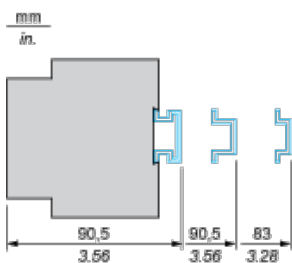
Dimensions



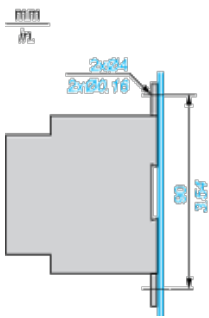
(1) Terminal block AB1TP435U or AB1RRNTP435U2

Mounting

Mounting on Rails AM1*****

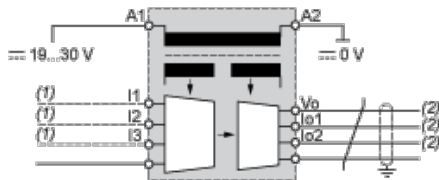


Panel Mounting



Analog Interface: Voltage/Current Converter

Wiring Diagram



- (1) Use 1 input only.
- (2) Use 1 output only.

The input, output and power supply lines must be kept away from the power cables to avoid effects due to induced interference. The input and output cables must be shielded as indicated in the schemes and must be kept away from each other.

Компания «Life Electronics» занимается поставками электронных компонентов импортного и отечественного производства от производителей и со складов крупных дистрибьюторов Европы, Америки и Азии.

С конца 2013 года компания активно расширяет линейку поставок компонентов по направлению коаксиальный кабель, кварцевые генераторы и конденсаторы (керамические, пленочные, электролитические), за счёт заключения дистрибьюторских договоров

Мы предлагаем:

- Конкурентоспособные цены и скидки постоянным клиентам.
- Специальные условия для постоянных клиентов.
- Подбор аналогов.
- Поставку компонентов в любых объемах, удовлетворяющих вашим потребностям.
- Приемлемые сроки поставки, возможна ускоренная поставка.
- Доставку товара в любую точку России и стран СНГ.
- Комплексную поставку.
- Работу по проектам и поставку образцов.
- Формирование склада под заказчика.
- Сертификаты соответствия на поставляемую продукцию (по желанию клиента).
- Тестирование поставляемой продукции.
- Поставку компонентов, требующих военную и космическую приемку.
- Входной контроль качества.
- Наличие сертификата ISO.

В составе нашей компании организован Конструкторский отдел, призванный помогать разработчикам, и инженерам.

Конструкторский отдел помогает осуществить:

- Регистрацию проекта у производителя компонентов.
- Техническую поддержку проекта.
- Защиту от снятия компонента с производства.
- Оценку стоимости проекта по компонентам.
- Изготовление тестовой платы монтаж и пусконаладочные работы.



Тел: +7 (812) 336 43 04 (многоканальный)

Email: org@lifeelectronics.ru