THIS DRAWING IS UNPUBLISHED. RELEASED FOR PUBLICATION 2007
© COPYRIGHT 2007 BY - ALL RIGHTS RESERVED.

REVISIONS

P	LTR	DESCRIPTION	DATE	DWN	APVD
	D	REVISED PER ECO-15-000148	9APR2015	RG	MC

1. SURFACE TRACES PERMITTED WITHIN THIS AREA EXCEPT WHERE CAGE STANDOFFS, SHOWN IN DETAIL S, CONTACT PC BOARD.
2. PITCH BETWEEN PORTS OF ONE 1X3 CAGE ASSEMBLY.
3. SPACING BETWEEN CAGES ON THE SAME PC BOARD, TO BE SPECIFIED BY CUSTOMER, MUST COMPLY WITH MINIMUM DIMENSIONS SHOWN.
4. REFERENCE APPLICATION SPEC 114-13218 FOR RECOMMENDED DRILL HOLE DIAMETER AND PLATING THICKNESS.
5. UNPLATED THRU HOLE.
6. DATUMS AND BASIC DIMENSIONS ESTABLISHED BY CUSTOMER.
7. DATUM -A- IS TOP SURFACE OF PC BOARD.
8. DIMENSION C IS THE NOMINAL THICKNESS OF CUSTOMER SUPPLIED PC BOARD.
   MINIMUM PC BOARD THICKNESS:
   SINGLE SIDED = 1.45mm
   DOUBLE SIDED = 2.2mm PER QSFP
9. MATES WITH QSFP MSA COMPATIBLE TRANSCEIVER.
10. BASELINE FOR THESE DIMENSIONS IS THE CENTER OF COMPLIANT PIN HOLE.
11. 2D BARCODE AND DATE CODE (YYWWD) MARKED APPROXIMATELY AS SHOWN.
12. REFERENCE APP SPEC 114-13218 FOR GASKET THICKNESS CALCULATION.
13. MATERIAL:
    CAGE ASSEMBLY: NICKEL SILVER, 0.25 THICK
    EMI SPRINGS: COPPER ALLOY
    FRONT FLANGE: ZINC ALLOY
14. FINISH:
    EMI SPRINGS: 2µm MINIMUM TIN
    FRONT FLANGE: 3µm MINIMUM TIN OVER 1.27µm MINIMUM NICKEL OVER 5.08µm MINIMUM COPPER.

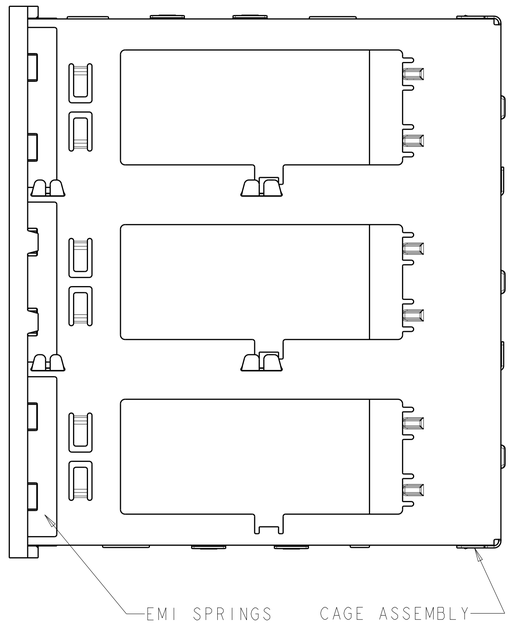

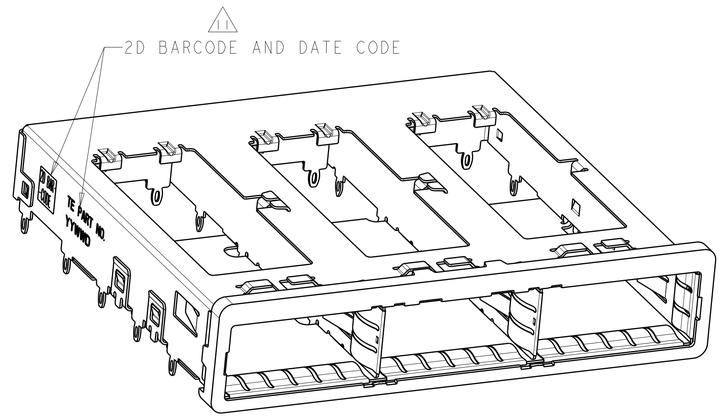

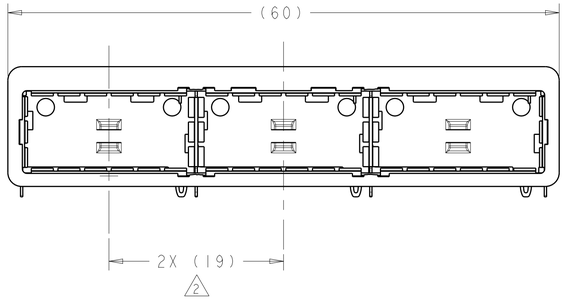

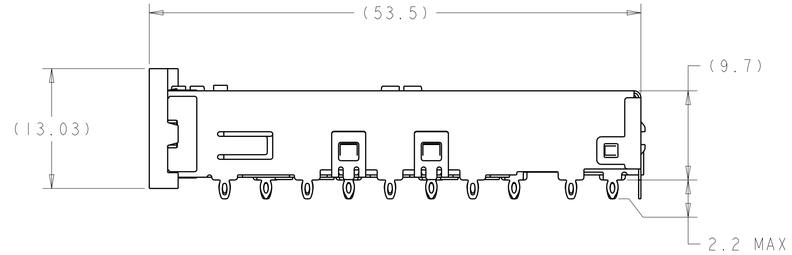

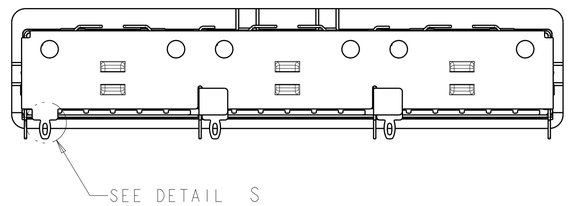

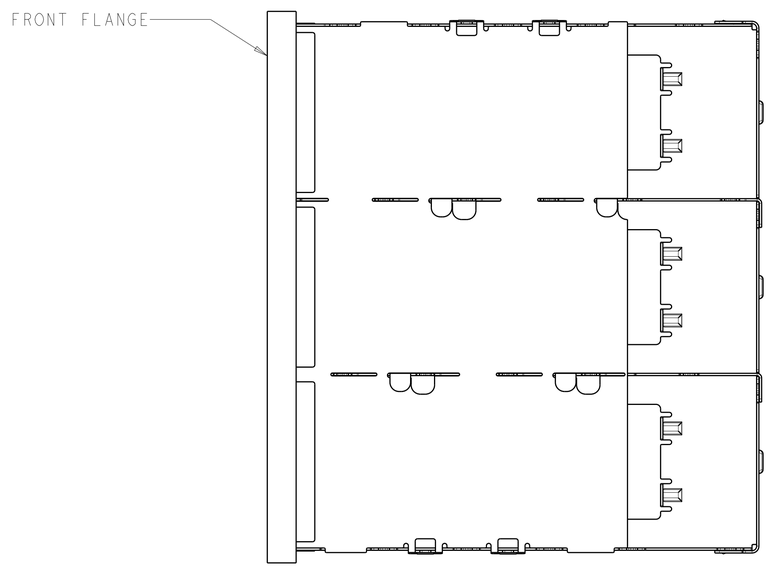

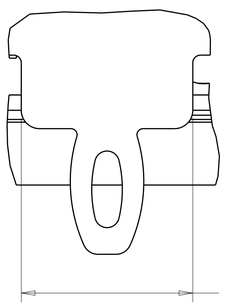

DETAIL S 1
SCALE 20:1

THIS PRODUCT HAS NOT COMPLETED VALIDATION/QUALIFICATION TESTING

2007474-1
PART NUMBER

THIS DRAWING IS A CONTROLLED DOCUMENT.	DWN C. VALENTINE 07NOV2007	TE Connectivity	
DIMENSIONS: mm	CHK E. BRIGHT 07NOV2007	NAME 1X3 CAGE ASSEMBLY, BEHIND BEZEL, QSFP -	
TOLERANCES UNLESS OTHERWISE SPECIFIED: 0 PLC ±- 1 PLC ±0.1 2 PLC ±0.1 3 PLC ±0.013 4 PLC ±0.0001 ANGLES ±-	APVD E. BRIGHT 07NOV2007		
	PRODUCT SPEC 108-2286		
	APPLICATION SPEC 114-13218	SIZE A1 / CAGE CODE 00779 / DRAWING NO C-2007474	RESTRICTED TO -
MATERIAL TBD 13	WEIGHT -		
FINISH 14	CUSTOMER DRAWING	SCALE 3:1 / SHEET 1 OF 4	REV D

4805 (3/13)

THIS DRAWING IS UNPUBLISHED. RELEASED FOR PUBLICATION 2007
© COPYRIGHT 2007 BY - ALL RIGHTS RESERVED.

REVISIONS

P	LTR	DESCRIPTION	DATE	DWN	APVD
	-	SEE SHEET 1	-	-	-

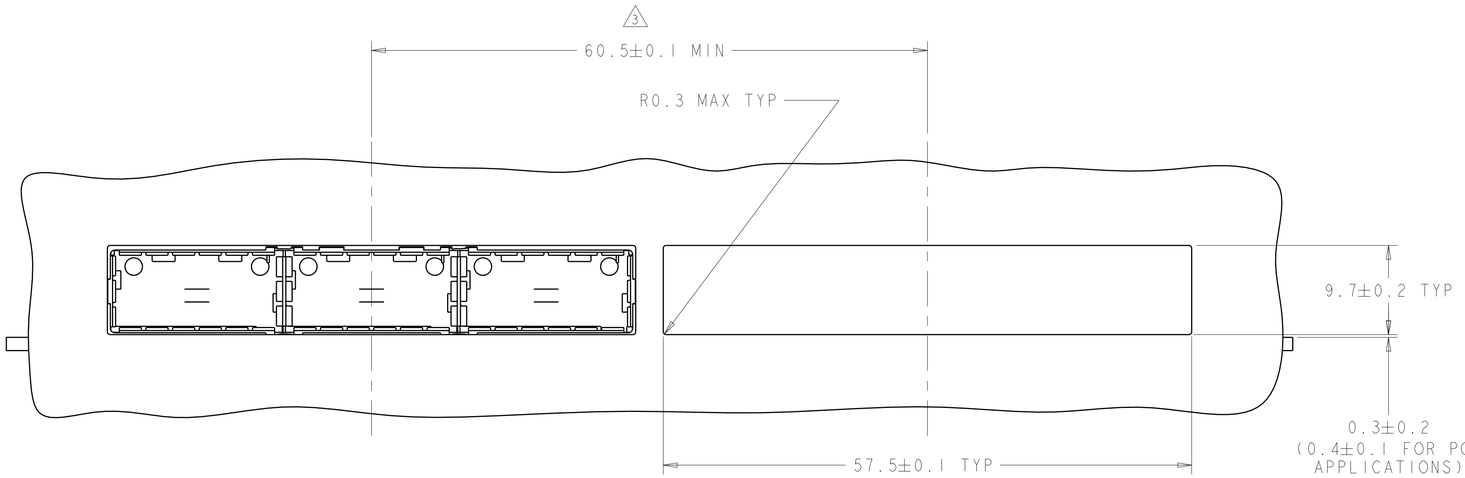

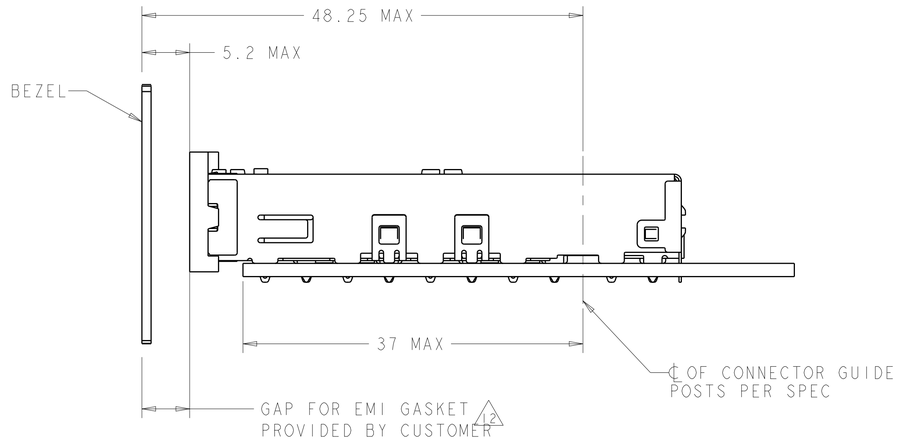

ONE SIDED CONFIGURATION
SCALE 3:1

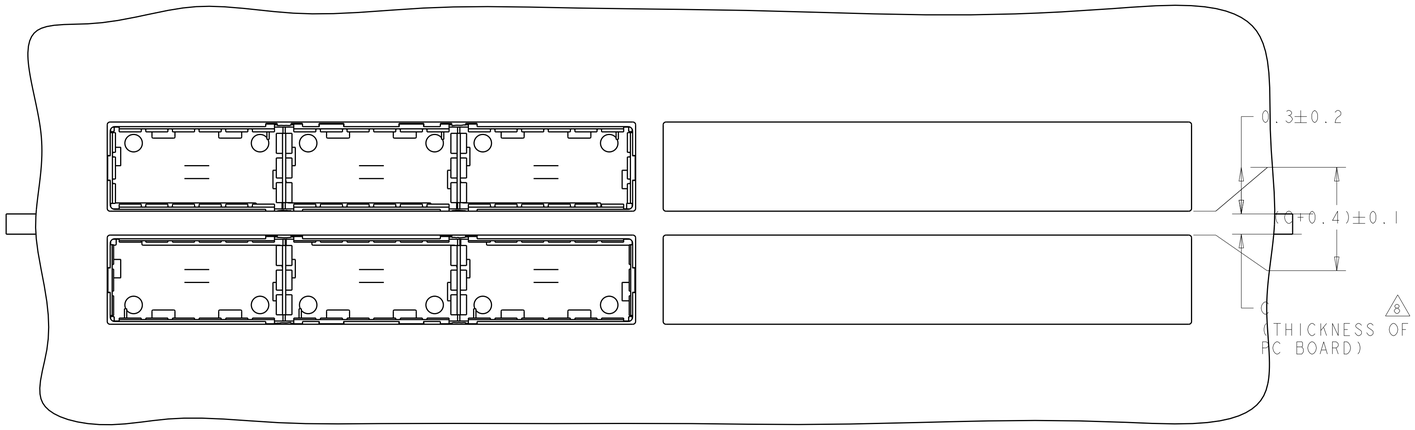

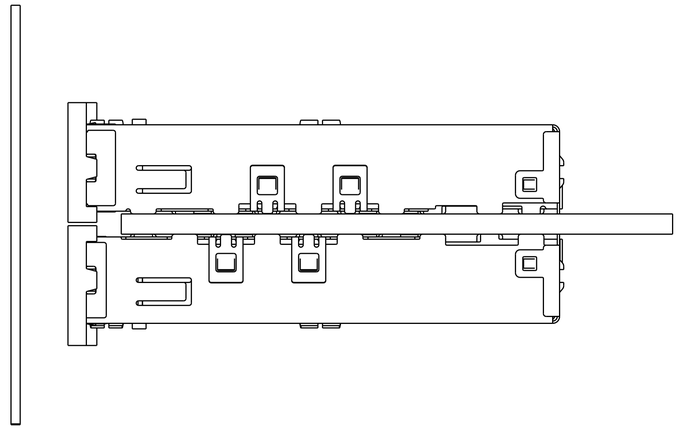

BELLY TO BELLY CONFIGURATION SIMILAR
TO ONE SIDED EXCEPT WHERE NOTED
SCALE 3:1

THIS PRODUCT HAS NOT COMPLETED VALIDATION/QUALIFICATION TESTING

THIS DRAWING IS A CONTROLLED DOCUMENT.		DWN C. VALENTINE 07NOV2007	TE Connectivity
DIMENSIONS: mm	TOLERANCES UNLESS OTHERWISE SPECIFIED: 0 PLC ±- 1 PLC ±0.1 2 PLC ±0.1 3 PLC ±0.013 4 PLC ±0.0001 ANGLES ±-	CHK E. BRIGHT 07NOV2007	NAME 1X3 CAGE ASSEMBLY, BEHIND BEZEL, QSFP -
		APVD E. BRIGHT 07NOV2007	
		PRODUCT SPEC 108-2286	
		APPLICATION SPEC 114-13218	SIZE A1 · CAGE CODE 00779 · DRAWING NO C-2007474 · RESTRICTED TO -
MATERIAL TBD -	FINISH - -	WEIGHT -	
		CUSTOMER DRAWING	SCALE 3:1 · SHEET 2 OF 4 · REV D

4805 (3/13)

THIS DRAWING IS UNPUBLISHED. RELEASED FOR PUBLICATION 2007
© COPYRIGHT 2007 BY - ALL RIGHTS RESERVED.

REVISIONS

P	LTR	DESCRIPTION	DATE	DWN	APVD
	-	SEE SHEET 1	-	-	-

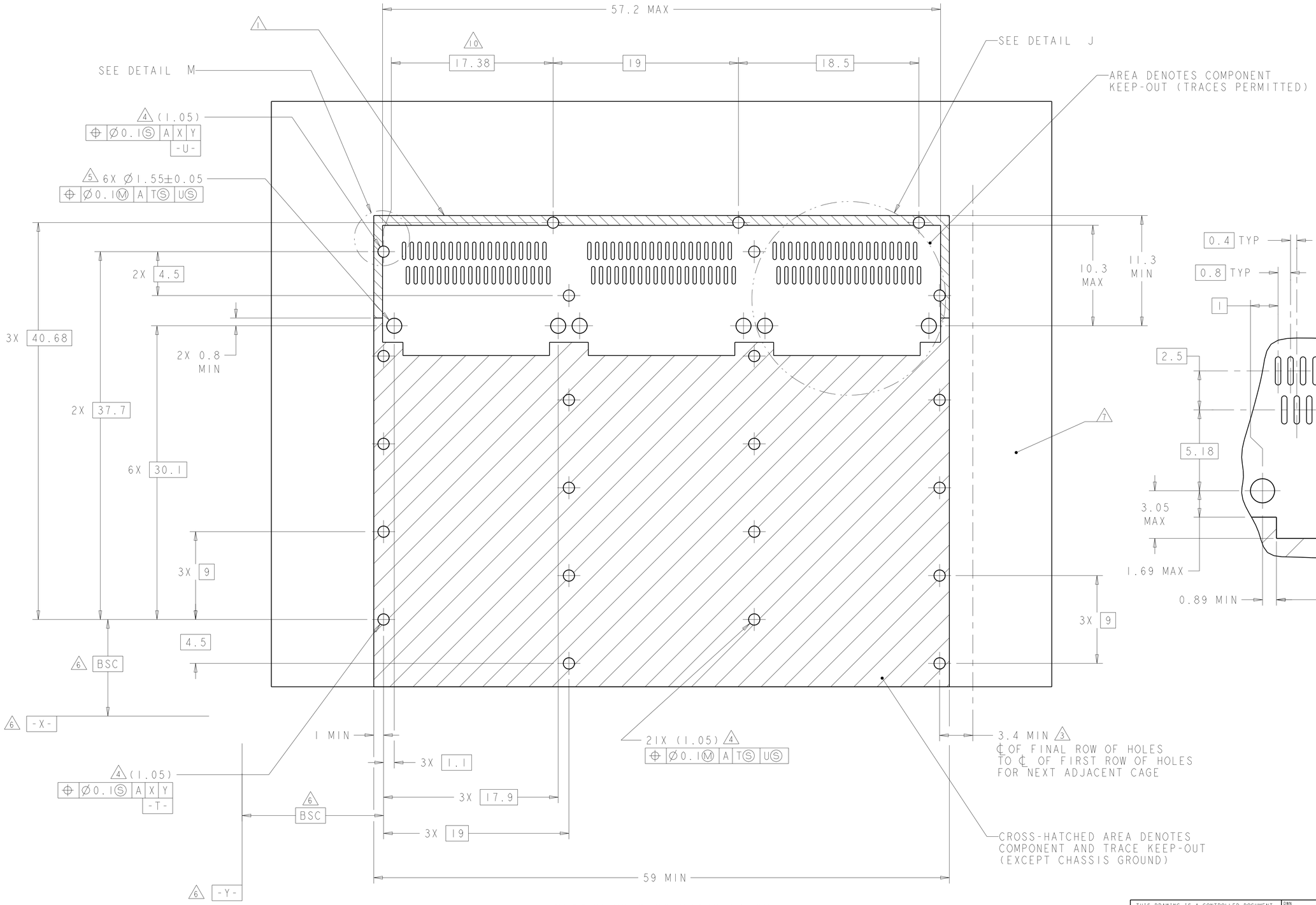

RECOMMENDED PC BOARD LAYOUT
SINGLE SIDE MOUNT CONFIGURATION
SCALE 5:1

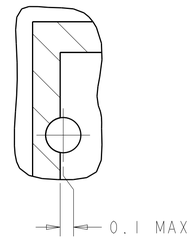

DETAIL M
SCALE 10:1

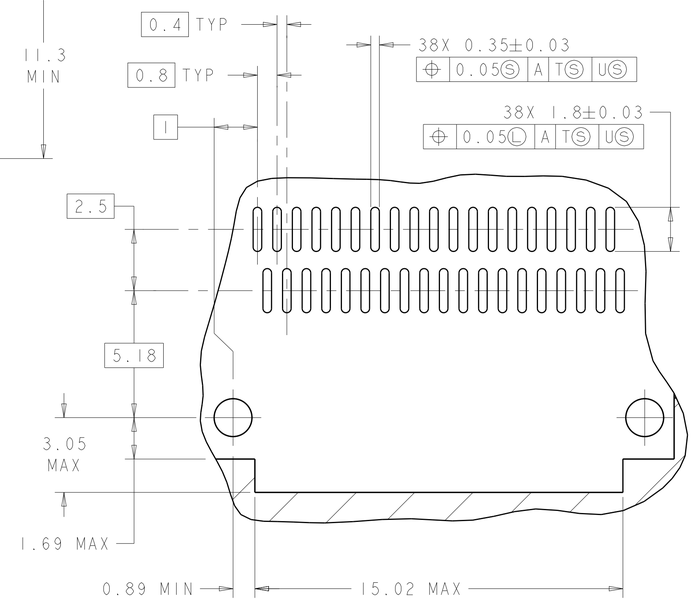

DETAIL J
3 PLACES
SCALE 8:1

THIS PRODUCT HAS NOT COMPLETED VALIDATION/QUALIFICATION TESTING

THIS DRAWING IS A CONTROLLED DOCUMENT.	DWN C. VALENTINE 07NOV2007	TE Connectivity
DIMENSIONS: mm	CHK E. BRIGHT 07NOV2007	NAME 1X3 CAGE ASSEMBLY, BEHIND BEZEL, QSFP -
TOLERANCES UNLESS OTHERWISE SPECIFIED: 0 PLC ±- 1 PLC ±0.1 2 PLC ±0.1 3 PLC ±0.013 4 PLC ±0.0001 ANGLES ±-	APVD E. BRIGHT 07NOV2007	
MATERIAL TBD -	PRODUCT SPEC 108-2286	SIZE A1 CAGE CODE 00779 DRAWING NO C-2007474 RESTRICTED TO -
FINISH - -	APPLICATION SPEC 114-13218	
	WEIGHT -	
	CUSTOMER DRAWING	SCALE 3:1 SHEET 3 OF 4 REV D

4805 (3/13)

THIS DRAWING IS UNPUBLISHED. RELEASED FOR PUBLICATION 2007
© COPYRIGHT 2007 BY - ALL RIGHTS RESERVED.

REVISIONS

P	LTR	DESCRIPTION	DATE	DWN	APVD
	-	SEE SHEET 1	-	-	-

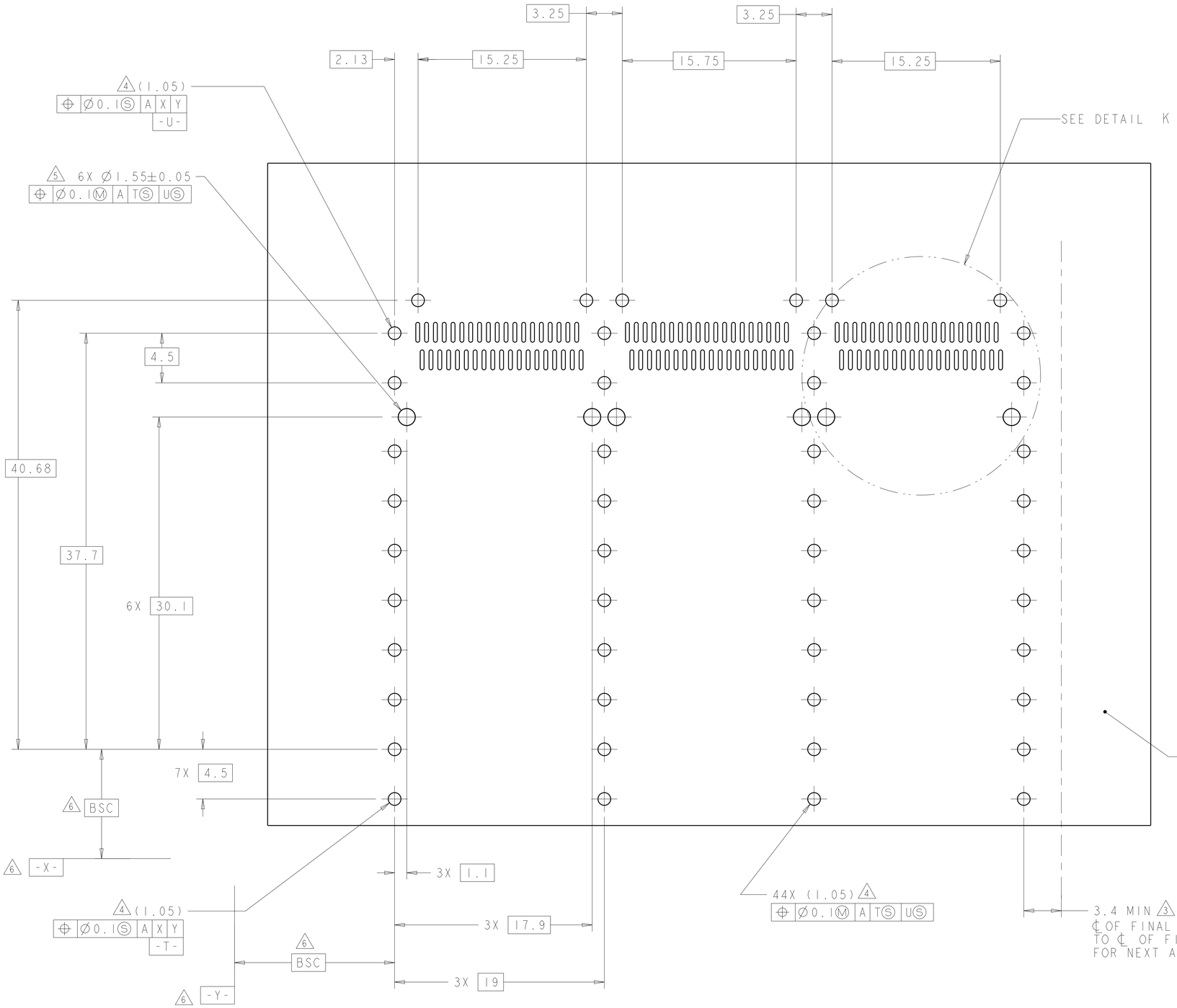

RECOMMENDED PC BOARD LAYOUT
BELLY TO BELLY CONFIGURATION
SCALE 5:1

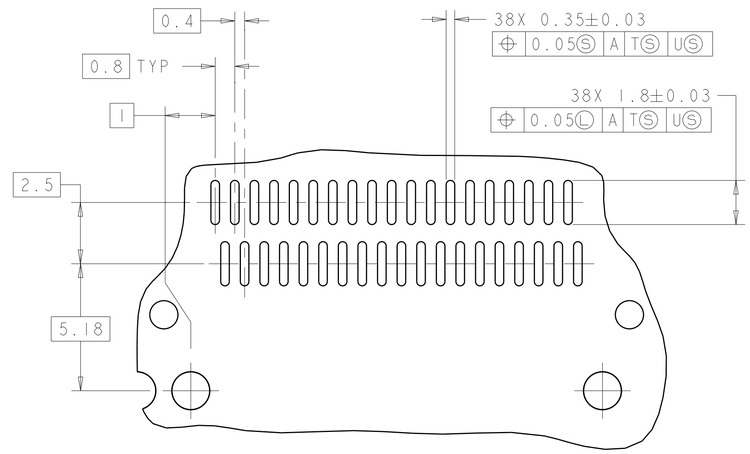

DETAIL K
3 PLACES
SCALE 8:1

THIS PRODUCT HAS NOT COMPLETED VALIDATION/QUALIFICATION TESTING

THIS DRAWING IS A CONTROLLED DOCUMENT.	DWN 07NOV2007 C. VALENTINE	TE Connectivity	
DIMENSIONS: mm	CHK 07NOV2007 E. BRIGHT	NAME 1X3 CAGE ASSEMBLY, BEHIND BEZEL, QSFP -	
TOLERANCES UNLESS OTHERWISE SPECIFIED: 0 PLC ±- 1 PLC ±0.1 2 PLC ±0.1 3 PLC ±0.013 4 PLC ±0.0001 ANGLES ±-	APVD 07NOV2007 E. BRIGHT		
	PRODUCT SPEC 108-2286		
	APPLICATION SPEC 114-13218	SIZE A1 / CAGE CODE 00779 / DRAWING NO C-2007474	RESTRICTED TO -
MATERIAL TBD - / FINISH - -	WEIGHT -		
	CUSTOMER DRAWING	SCALE 3:1 / SHEET 4 OF 4	REV D

4805 (3/13)

ООО «ЛайфЭлектроникс» “LifeElectronics” LLC

ИНН 7805602321 КПП 780501001 Р/С 40702810122510004610 ФАКБ "АБСОЛЮТ БАНК" (ЗАО) в г.Санкт-Петербурге К/С 30101810900000000703 БИК 044030703

Компания «Life Electronics» занимается поставками электронных компонентов импортного и отечественного производства от производителей и со складов крупных дистрибьюторов Европы, Америки и Азии.

С конца 2013 года компания активно расширяет линейку поставок компонентов по направлению коаксиальный кабель, кварцевые генераторы и конденсаторы (керамические, пленочные, электролитические), за счёт заключения дистрибьюторских договоров

Мы предлагаем:

- *Конкурентоспособные цены и скидки постоянным клиентам.*
- *Специальные условия для постоянных клиентов.*
- *Подбор аналогов.*
- *Поставку компонентов в любых объемах, удовлетворяющих вашим потребностям.*

- *Приемлемые сроки поставки, возможна ускоренная поставка.*
- *Доставку товара в любую точку России и стран СНГ.*
- *Комплексную поставку.*
- *Работу по проектам и поставку образцов.*
- *Формирование склада под заказчика.*

- *Сертификаты соответствия на поставляемую продукцию (по желанию клиента).*
- *Тестирование поставляемой продукции.*
- *Поставку компонентов, требующих военную и космическую приемку.*
- *Входной контроль качества.*
- *Наличие сертификата ISO.*

В составе нашей компании организован Конструкторский отдел, призванный помогать разработчикам, и инженерам.

Конструкторский отдел помогает осуществить:

- *Регистрацию проекта у производителя компонентов.*
- *Техническую поддержку проекта.*
- *Защиту от снятия компонента с производства.*
- *Оценку стоимости проекта по компонентам.*
- *Изготовление тестовой платы монтаж и пусконаладочные работы.*

Тел: +7 (812) 336 43 04 (многоканальный)
Email: org@lifeelectronics.ru

www.lifeelectronics.ru