

## Plug-In Outlet Center<sup>®</sup> Units

**Wiremold<sup>®</sup>** Plug-In Outlet Center Units bring power safely and conveniently to wherever you need it. These units are ideal for use in a wide variety of settings, including relay racks and cabinets, laboratories, workshops, classrooms and offices.

Plug-In Outlet Center Units include rack mount, Cabinet-MATE, compact, 90 degree, deluxe control, industrial, and international units. Most units are available in both 15 and 20 Amp configurations.

Wiremold also offers extensive custom capabilities for Plug-In Outlet Center Units. Contact the factory for more information.



J08B0B (Front & Back)



UL207BC



J06B0B20X-AM (Front)

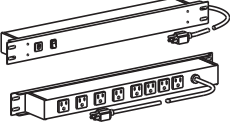





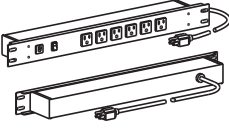

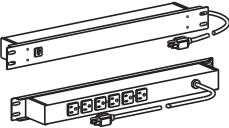

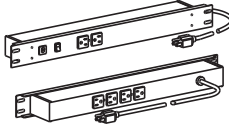



P6

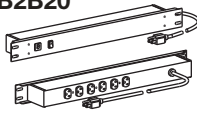

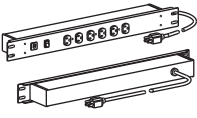

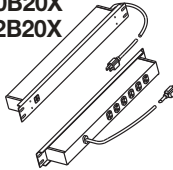

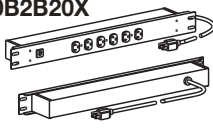

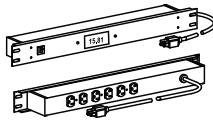

### FEATURES & BENEFITS

- **User-ready outlets.** Plug-In Outlet Center units provide power distribution in a portable, plug-in unit.
- **Rugged construction.** Durable 2" x 1 3/4" [44mm x 51mm] or 3 1/2" x 2" [89mm x 44mm] aluminum housing. Some Plug-In Outlet Center units are available with an impact-resistant plastic housing.
- **Space saving.** Rack mount units fit standard 19" [482mm] relay racks. Compact 1U design takes up minimum space. 23" [584mm] units available, consult factory.
- **Low profile.** CabinetMATE units offer a narrow 1 1/2" x 1 3/16" [38mm x 20mm] aluminum housing.
- **Aesthetically pleasing.** Rack mount units have a black matte finish and a black cord. CabinetMATE, compact and industrial units have a gray finish and a black cord. Deluxe control and 20A units have a putty white finish and a black cord. Most units with a putty white finish have a putty white cord. Special Use units have a white finish and a white cord.
- **Flexible mounting.** Each unit features one of four different mounting types. Each mounting method has been designed to optimize the performance of the product. Complete mounting hardware and installation instructions are included with every unit.
- **Cord properly rated to load requirements.** 15A units have a 14/3 SJT cord and a NEMA 5-15P plug. 20A units have a 12/3 SJT cord and a NEMA 5-20P or NEMA L5-20P plug.
- **Lighted switch.** Most units have lighted on/off switch(es) to control power to the unit.
- **Resettable circuit breaker.** Provides overload protection.
- **Two-Year product warranty.**
- **UL and cUL Listed or Recognized.** Units are UL and cUL Listed to UL1363 standards. Rack mount units are UL and cUL Recognized to UL1363 standards.

## 15A Rack Mount Plug-In Outlet Centers Ordering Information

Catalog No./Item	Description/Specifications	Catalog No./Item	Description/Specifications
<b>J08B0B</b> <b>J08B2B</b> 	<b>Rack Mount Plug-In Outlet Center</b> – Eight rear outlets, lighted switch. Receptacles rotated 90° and 4 outlets spaced to accommodate transformers. 6' [1.8m] (J08B0B) or 15' [4.6m] (J08B2B) cord. Receptacle center-to-center 1 1/2" [38mm] and 2" [51mm].  	<b>J60B0B</b> <b>J60B2B</b> 	<b>Rack Mount Plug-In Outlet Center</b> – Six front outlets, lighted switch. 6' [1.8m] (J60B0B) or 15' [4.6m] (J60B2B) cord. Receptacle center-to-center 1 1/2" [38mm].  
<b>J06B0B</b> <b>J06B2B</b> 	<b>Rack Mount Plug-In Outlet Center</b> – Six rear outlets, lighted switch. 6' [1.8m] (J06B0B) or 15' [4.6m] (J06B2B) cord. Receptacle center-to-center 1 1/2" [38mm].  	<b>J60B0B-90</b> <b>J60B2B-90</b> 	<b>Rack Mount Plug-In Outlet Center</b> – Six front outlets, lighted switch. Receptacles rotated 90°. 6' [1.8m] (J60B0B-90) or 15' [4.6m] (J60B2B-90) cord. Receptacle center-to-center 1 1/2" [38mm].  
<b>J06B0BX</b> <b>J06B2BX</b> 	<b>Rack Mount Plug-In Outlet Center</b> – Six rear outlets. 6' [1.8m] (J06B0BX) or 15' [4.6m] (J06B2B) cord. Receptacle center-to-center 1 1/2" [38mm].  	<b>J24B0B</b> <b>J24B2B</b> 	<b>Rack Mount Plug-In Outlet Center</b> – Two front, four rear outlets. Lighted switch. 6' [1.8m] (J24B0B) or 15' [4.6m] (J24B2B) cord. Receptacle center-to-center 1 1/2" [38mm].  

## 20A Rack Mount Plug-In Outlet Centers Ordering Information

Catalog No./Item	Description/Specifications	Catalog No./Item	Description/Specifications
<b>J06B0B20</b> <b>J06B2B20</b> 	<b>Rack Mount Plug-In Outlet Center</b> – Six 20A rear outlets, on/off switch. 6' [1.8m] (J06B0B20) or 15' [4.6m] (J06B2B20) cord. Receptacle center-to-center 1 1/2" [38mm].  	<b>J60B0B20</b> <b>J60B2B20</b> 	<b>Rack Mount Plug-In Outlet Center</b> – Six 20A front outlets, on/off switch. 6' [1.8m] (J60B0B20) or 15' [4.6m] (J60B2B20) cord. Receptacle center-to-center 1 1/2" [38mm].  
<b>J06B0B20X</b> <b>J06B2B20X</b> 	<b>Rack Mount Plug-In Outlet Center</b> – Six 20A rear outlets. 6' [1.8m] (J06B0B20X) or 15' [4.6m] (J06B2B20X) cord. Receptacle center-to-center 1 1/2" [38mm].  	<b>J60B0B20X</b> <b>J60B2B20X</b> 	<b>Rack Mount Plug-In Outlet Center</b> – Six 20A front outlets. 6' [1.8m] (J60B0B20X) or 15' [4.6m] (J60B2B20X) cord. Receptacle center-to-center 1 1/2" [38mm].  
<b>J06B0B20X-AM</b> 	<b>Rack Mount Plug-In Outlet Center with Digital Ammeter</b> – Digital LCD readout of current draw. Six 20A rear outlets. 6' [1.8m] cord. Receptacle center-to-center 1 1/2" [38mm].  		



J06B0B (Front & Back)



J24B0B (Front & Back)



J06B0B20X (Front & Back)

## 15A CabinetMATE Plug-In Outlet Centers Ordering Information

Catalog No./Item	Description/Specifications
3609ULBC 3609ULBD	<p><b>CabinetMATE Plug-In Outlet Center</b> – Nine outlets. 6' [1.8m] (3609ULBC) or 15' [4.6m] (3609ULBD) cord. Length 36" [914mm]. Receptacle center-to-center 3" [76mm].</p> <p style="text-align: right;"></p>
4810ULBC 4810ULBD	<p><b>CabinetMATE Plug-In Outlet Center</b> – Ten outlets. 6' [1.8m] (4810ULBC) or 15' [4.6m] (4810ULBD) cord. Length 48" [1.2m]. Receptacle center-to-center 4" [102mm].</p> <p style="text-align: right;"></p>
7011ULBC 7011ULBD	<p><b>CabinetMATE Plug-In Outlet Center</b> – Eleven outlets. 6' [1.8m] (7011ULBC) or 15' [4.6m] (7011ULBD) cord. Length 70" [1.8m]. Receptacle center-to-center 6" [152mm].</p> <p style="text-align: right;"></p>
7712ULBC 7712ULBD	<p><b>CabinetMATE Plug-In Outlet Center</b> – Twelve outlets. 6' [1.8m] (7712ULBC) or 15' [4.6m] (7712ULBD) cord. Length 77" [2m]. Receptacle center-to-center 6" [152mm].</p> <p style="text-align: right;"></p>



## 20A CabinetMATE Plug-In Outlet Centers Ordering Information

Catalog No./Item	Description/Specifications
<b>2008ULBC20R</b> <b>2008ULBD20R</b> <b>2008ULBC20R-TL *</b> <b>2008ULBD20R-TL *</b>	<b>CabinetMATE Plug-In Outlet Center</b> – Eight 20A outlets with t-slots. 6' [1.8m] (2008ULBC20R, 2008ULBC20R-TL) or 15' [4.6m] (2008ULBD20R, 2008ULBD20R-TL) cord. Length 20" [508mm]. Receptacle center-to-center 1 1/4" [32mm]. Units available with straight blade or NEMA L5-20P locking plug. <div style="text-align: right;">  </div>
<b>4810ULBC20R</b> <b>4810ULBD20R</b> <b>4810ULBC20R-TL *</b> <b>4810ULBD20R-TL *</b>	<b>CabinetMATE Plug-In Outlet Center</b> – Ten 20A outlets with t-slots. 6' [1.8m] (4810ULBC20R, 4810ULBC20R-TL) or 15' [4.6m] (4810ULBD20R, 4810ULBD20R-TL) cord. Length 48" [1.2m]. Receptacle center-to-center 4" [102mm]. Units available with straight blade or NEMA L5-20P locking plug. <div style="text-align: right;">  </div>
<b>7011ULBC20R</b> <b>7011ULBD20R</b> <b>7011ULBC20R-TL *</b> <b>7011ULBD20R-TL *</b>	<b>CabinetMATE Plug-In Outlet Center</b> – Eleven 20A outlets with t-slots. 6' [1.8m] (7011ULBC20R, 7011ULBC20R-TL) or 15' [4.6m] (7011ULBD20R, 7011ULBD20R-TL) cord. Length 70" [1.6m]. Receptacle center-to-center 6" [152mm]. Units available with straight blade or NEMA L5-20P locking plug. <div style="text-align: right;">  </div>
<b>7712ULBC20R</b> <b>7712ULBD20R</b> <b>7712ULBC20R-TL *</b> <b>7712ULBD20R-TL *</b>	<b>CabinetMATE Plug-In Outlet Center</b> – Twelve 20A outlets with t-slots. 6' [1.8m] (7712ULBC20R, 7712ULBC20R-TL) or 15' [4.6m] (7712ULBD20R, 7712ULBD20R-TL) cord. Length 77" [2m]. Receptacle center-to-center 6" [152mm]. Units available with straight blade or NEMA L5-20P locking plug. <div style="text-align: right;">  </div>

\* Use "TL" suffix with Catalog Number for locking plug.



20A NEMA L5-20P Locking Plug



## Compact Plug-In Outlet Centers Ordering Information

Catalog No./Item	Description/Specifications	Catalog No./Item	Description/Specifications
<b>UL100BC</b> <b>UL100BD</b>	 <b>Compact Plug-In Outlet Center</b> – Five outlets, 6' [1.8m] (UL100BC) or 15' [4.6m] (UL100BD) cord. Length 9 1/4" [235mm]. Receptacle center-to-center 1 1/4" [32mm]. 	<b>UL207BC</b> <b>UL207BD</b>	 <b>Compact Plug-In Outlet Center</b> – Six outlets, lighted switch. 6' [1.8m] (UL207BC) or 15' [4.6m] (UL207BD) cord. Length 12 1/4" [311mm]. Receptacle center-to-center 1 1/4" [32mm]. 
<b>UL101BC</b> <b>UL101BD</b>	 <b>Compact Plug-In Outlet Center</b> – Four outlets, 6' [1.8m] (UL101BC) or 15' [4.6m] (UL101BD) cord. Length 9 1/4" [235mm]. Receptacle center-to-center 1 1/4" [32mm]. 	<b>UL218BC</b> <b>UL218BD</b>	 <b>Compact Plug-In Outlet Center</b> – Eight outlets, lighted switch. 6' [1.8m] (UL218BC) or 15' [4.6m] (UL218BD) cord. Length 15" [381mm]. Receptacle center-to-center 1 1/4" [32mm]. 
<b>UL104BC</b> <b>UL104BD</b>	 <b>Compact Plug-In Outlet Center</b> – Four outlets, lighted switch. 6' [1.8m] (UL104BC) or 15' [4.6m] (UL104BD) cord. Length 9 1/4" [235mm]. Receptacle center-to-center 1 1/4" [32mm]. 	<b>UL210BC</b> <b>UL210BD</b>	 <b>Compact Plug-In Outlet Center</b> – Ten outlets, lighted switch. Putty white finish. 6' [1.8m] (UL210BC) or 15' [4.6m] (UL210BD) cord. Length 13" [330mm]. Width 3 1/2" [89mm]. Receptacle center-to-center 1 15/16" [49mm]. 
<b>UL204BC</b> <b>UL204BD</b>	 <b>Compact Plug-In Outlet Center</b> – Seven outlets, lighted switch. 6' [1.8m] (UL204BC) or 15' [4.6m] (UL204BD) cord. Length 13" [330mm]. Receptacle center-to-center 1 1/4" [32mm]. 	<b>UL1090BC</b> <b>UL1090BD</b>	 <b>Compact Plug-In Outlet Center</b> – Four outlets. Receptacles rotated 90° and spaced to accommodate transformers. 6' [1.8m] (UL1090BC) or 15' [4.6m] (UL1090BD) cord. Length 16" [406mm]. Receptacle center-to-center 3" [76mm]. 
<b>UL205BC</b> <b>UL205BD</b>	 <b>Compact Plug-In Outlet Center</b> – Eight outlets, 6' [1.8m] (UL205BC) or 15' [4.6m] (UL205BD) cord. Length 13" [330mm]. Receptacle center-to-center 1 1/4" [32mm]. 	<b>R610/R612</b>	 <b>Compact Plug-In Outlet Center</b> – Six outlets, lighted switch. Putty white finish, 6' [1.8m] (R610) or 15' [4.6m] (R612) cord. Length 12 1/4" [311mm]. Receptacle center-to-center 1 1/4" [32mm]. 
<b>UL206BC</b> <b>UL206BD</b>	 <b>Compact Plug-In Outlet Center</b> – Six outlets. 6' [1.8m] (UL206BC) or 15' [4.6m] (UL206BD) cord. Length 12 1/4" [311mm]. Receptacle center-to-center 1 1/4" [32mm]. 	<b>P6/P6-15</b>	 <b>Compact Plug-In Outlet Center</b> – Six outlets, lighted switch. Putty white finish, plastic housing. 6' [1.8m] or 15' [4.6m] cord. Length 12" [305mm]. Receptacle center-to-center 1 1/4" [32mm]. 

## 20A Plug-In Outlet Centers Ordering Information

Catalog No./Item	Description/Specifications
<b>ULB420-6</b> <b>ULB420-15</b> 	<b>20A Plug-In Outlet Center</b> – Four 20A, 120V, 60Hz 2500 watt outlets. Lighted switch, putty white finish. 6' [1.8m] (ULB420-6) or 15' [4.6m] (ULB420-15) cord. Length 10 3/4" [273mm]. Receptacle center-to-center 1 1/2" [38mm]. 
<b>ULB620-6</b> <b>ULB620-15</b> 	<b>20A Plug-In Outlet Center</b> – Six 20A, 120V, 60Hz 2500 watt outlets. Lighted switch, putty white finish. 6' [1.8m] (ULB620-6) or 15' [4.6m] (ULB620-15) cord. Length 13 1/4" [337mm]. Receptacle center-to-center 1 1/2" [38mm]. 

Catalog No./Item	Description/Specifications
<b>ULB820-6</b> <b>ULB820-15</b> 	<b>20A Plug-In Outlet Center</b> – Eight 20A, 120V, 60Hz 2500 watt outlets. Lighted switch, putty white finish. 6' [1.8m] (ULB820-6) or 15' [4.6m] (ULB820-15) cord. Length 17 1/4" [438mm]. Receptacle center-to-center 1 1/2" [38mm]. 

## Industrial Plug-In Outlet Centers Ordering Information

Catalog No./Item	Description/Specifications
<b>UL309BC</b> <b>UL309BD</b> 	<b>Industrial Plug-In Outlet Center</b> – Nine outlets, lighted switch, 6' [1.8m] (UL309BC) or 15' [4.6m] (UL309BD) cord. Length 36" [915mm]. Receptacle center-to-center 3" [76mm]. 
<b>UL300BC</b> <b>UL300BD</b> 	<b>Industrial Plug-In Outlet Center</b> – Eight outlets, lighted switch. 6' [1.8m] (UL300BC) or 15' [4.6m] (UL300BD) cord. Length 24" [609mm]. Receptacle center-to-center 2" [51mm]. 
<b>UL401BC</b> <b>UL401BD</b> 	<b>Industrial Plug-In Outlet Center</b> – Eight outlets, lighted switch. 6' [1.8m] (UL401BC) or 15' [4.6m] (UL401BD) cord. Length 48" [1220mm]. Receptacle center-to-center 5 1/4" [133mm]. 
<b>UL402BC</b> <b>UL402BD</b> 	<b>Industrial Plug-In Outlet Center</b> – Sixteen outlets, lighted switch. 6' [1.8m] (UL402BC) or 15' [4.6m] (UL402BD) cord. Length 48" [1220mm]. Receptacle center-to-center 2 1/2" [64mm]. 

Catalog No./Item	Description/Specifications
<b>UL403BC</b> <b>UL403BD</b> 	<b>Industrial Plug-In Outlet Center</b> – Eight outlets, 6' [1.8m] (UL403BC) or 15' [4.6m] (UL403BD) cord. Length 48" [1220mm]. Receptacle center-to-center 5 1/4" [133mm]. 
<b>UL404BC</b> <b>UL404BD</b> 	<b>Industrial Plug-In Outlet Center</b> – Sixteen outlets, 6' [1.8m] (UL404BC) or 15' [4.6m] (UL404BD) cord. Length 48" [1220mm]. Receptacle center-to-center 2 1/2" [64mm]. 
<b>UL2062BC</b> <b>UL2062BD</b> 	<b>Industrial Plug-In Outlet Center</b> – Twelve outlets, 6' [1.8m] (UL2062BC) or 15' [4.6m] (UL2062BD) cord. Length 72" [1830mm]. Receptacle center-to-center 5 1/4" [133mm]. 
<b>UL2063BC</b> <b>UL2063BD</b> 	<b>Industrial Plug-In Outlet Center</b> – Twenty-four outlets, 6' [1.8m] (UL2063BC) or 15' [4.6m] (UL2063BD) cord. Length 72" [1830mm]. Receptacle center-to-center 2 1/2" [64mm]. 

## Industrial Plug-In Outlet Centers Ordering Information

Catalog No./Item	Description/Specifications	Catalog No./Item	Description/Specifications
<b>UL2064BC</b> <b>UL2064BD</b>	<b>Industrial Plug-In Outlet Center –</b> Twelve outlets, lighted switch. 6' [1.8m] (UL2064BC) or 15' [4.6m] (UL2064BD) cord. Length 72" [1830mm]. Receptacle center-to- center 5 1/4" [133mm].	<b>UL2065BC</b> <b>UL2065BD</b>	<b>Industrial Plug-In Outlet Center –</b> Twenty-four outlets, lighted switch. 6' [1.8m] (UL2065BC) or 15' [4.6m] (UL2065BD) cord. Length 72" [1830mm]. Receptacle center-to- center 2 1/2" [64mm].
			

## Mounting Types

Catalog No./Item	Description/Specifications	Catalog No./Item	Description/Specifications
<b>Snap-on/Slide-off</b>	<b>Mounting Bracket –</b> Mount unit in any position. Includes two aluminum mounting clips that snap onto mounting rails on the back of the unit. Screws also included. Used for all units with 2" [51mm] housing.  <b>NOTE: For UL units.</b>	<b>Spring Clip Mounting</b>	<b>Spring Clip Mounting Bracket –</b> Mount unit in any position. Includes two spring steel mounting clips that snap onto the unit. Screws also included. Used for all units with 1 1/2" [38mm] narrow aluminum housing.  <b>NOTE: For CabinetMate units.</b>
			
<b>Keyhole Mounting</b>	<b>Keyhole Mounting Bracket –</b> Mount unit in almost any position. Screws not included. Available on all plastic units and units with 3 1/2" [89mm] aluminum housing.	<b>Rack Mounting</b>	<b>Rack Mounting Bracket –</b> Fits standard 19" [482mm] rack. Screws not included.
			

## Deluxe Control Plug-In Outlet Centers Ordering Information

Catalog No./Item	Description/Specifications	Catalog No./Item	Description/Specifications
<b>UL208BC</b> <b>UL208BD</b>	<b>Deluxe Control Plug-In Outlet Center –</b> Four individually switched outlets. Lighted on/off switch. Putty white finish. 6' [1.8m] (UL208BC) or 15' [4.6m] (UL208BD) cord. Length 7 1/2" [191mm]. Width 3 1/2" [89mm]. Receptacle center-to-center 1 15/16" [33mm].	<b>UL215BC</b> <b>UL215BD</b>	<b>Deluxe Control Plug-In Outlet Center –</b> Four individually switched outlets. Lighted on/off switch. Gray finish. 6' [1.8m] (UL215BC) or 15' [4.6m] (UL215BD) cord. Length 13" [330mm]. Width 2" [51mm]. Receptacle center-to-center 2 1/8" [54mm].
			
<b>UL209BC</b> <b>UL209BD</b>	<b>Deluxe Control Plug-In Outlet Center –</b> Eight individually switched outlets. Lighted on/off switch. Putty white finish. 6' [1.8m] (UL209BC) or 15' [4.6m] (UL209BD) cord. Length 13" [330mm]. Width 3 1/2" [89mm]. Receptacle center-to-center 1 15/16" [33mm].		
			

## International Plug-In Outlet Center Ordering Information

Catalog No./Item	Description/Specifications
IEC5	<p><b>International Plug-In Outlet Center</b> – Five 250V, IEC 320 outlets. Gray finish. 10A single pole circuit breaker. Power cord not included. Length 11" [279mm]. Receptacle center-to-center 1 1/2" [38mm]. TÜV and UL1950 Information Technology Listed.</p>  

## Steel Cord-Ended Plugmold Ordering Information

Catalog No./Item	Description/Specifications
V20-C2 G20-C2	<p><b>Steel Cord-Ended Plugmold</b> – Six outlets, ivory or gray finish. 6' [1.8m] cord. Length 40" [1m]. Receptacle center-to-center 6" [152mm].</p>  

## Nonmetallic Cord-Ended Plugmold Ordering Information

Catalog No./Item	Description/Specifications
NM20-C3	<p><b>Nonmetallic Cord-Ended Plugmold</b> – Six (3 duplex) outlets, ivory finish. 6' [1.8m] cord. Length 36" [915mm]. Receptacle center-to-center 12" [305mm].</p>  
NM20-C4	<p><b>Nonmetallic Cord-Ended Plugmold</b> – Eight (4 duplex) outlets, ivory finish. 6' [1.8m] cord. Length 48" [1.2m]. Receptacle center-to-center 12" [305mm].</p>  

**Questions? Call Technical Support today at 1-800-SENTREX.**



60 Woodlawn Street  
West Hartford, CT 06110  
Phone: 1.877.BY.LEGRAND (295-3472)  
[www.legrand.us/wiremold](http://www.legrand.us/wiremold)  
570 Applewood Crescent  
Vaughan, Ontario L4K 4B4  
Phone: 905.738.9195





Компания «Life Electronics» занимается поставками электронных компонентов импортного и отечественного производства от производителей и со складов крупных дистрибьюторов Европы, Америки и Азии.

С конца 2013 года компания активно расширяет линейку поставок компонентов по направлению коаксиальный кабель, кварцевые генераторы и конденсаторы (керамические, пленочные, электролитические), за счёт заключения дистрибьюторских договоров

Мы предлагаем:

- Конкурентоспособные цены и скидки постоянным клиентам.
- Специальные условия для постоянных клиентов.
- Подбор аналогов.
- Поставку компонентов в любых объемах, удовлетворяющих вашим потребностям.
- Приемлемые сроки поставки, возможна ускоренная поставка.
- Доставку товара в любую точку России и стран СНГ.
- Комплексную поставку.
- Работу по проектам и поставку образцов.
- Формирование склада под заказчика.
- Сертификаты соответствия на поставляемую продукцию (по желанию клиента).
- Тестирование поставляемой продукции.
- Поставку компонентов, требующих военную и космическую приемку.
- Входной контроль качества.
- Наличие сертификата ISO.

В составе нашей компании организован Конструкторский отдел, призванный помогать разработчикам, и инженерам.

Конструкторский отдел помогает осуществить:

- Регистрацию проекта у производителя компонентов.
- Техническую поддержку проекта.
- Защиту от снятия компонента с производства.
- Оценку стоимости проекта по компонентам.
- Изготовление тестовой платы монтаж и пусконаладочные работы.



Тел: +7 (812) 336 43 04 (многоканальный)

Email: [org@lifeelectronics.ru](mailto:org@lifeelectronics.ru)