

# 4-Pin Super Flux Blue LED Lamp Orca R Series (Flat Face)

# BIVAR

## R20BLU-F-0160

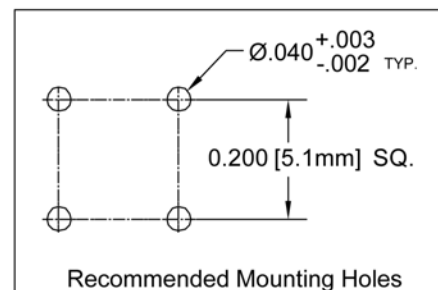
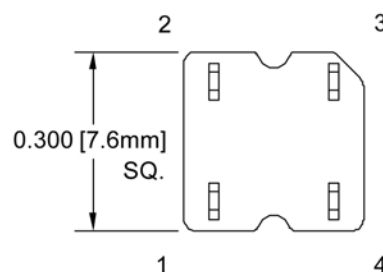
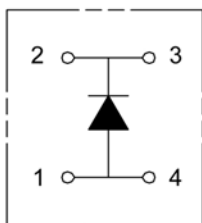
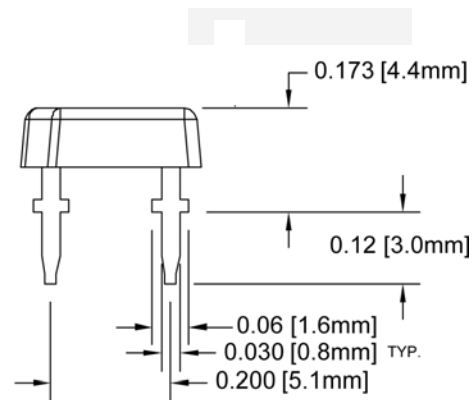
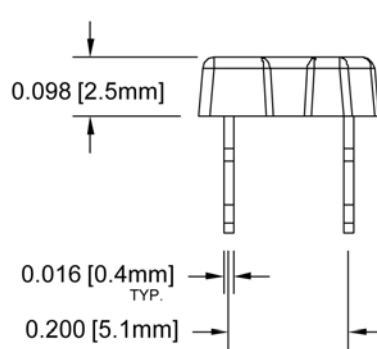
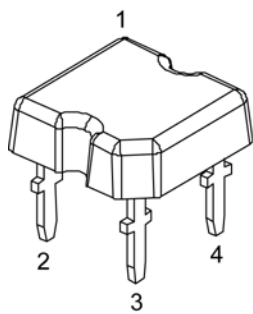
- ◆ RoHS Compliant
- ◆ Low Profile Dome Lens
- ◆ Automatic Insertion Compatible — Tubular Packaging
- ◆ Automatic Placement Compatible
- ◆ High Intensity Output
- ◆ High Power Efficiency



Bivar **R20BLU-F-0160** comes with low profile package design incorporating higher forward current to maximize intensity while minimizing the number of LEDs required to achieve uniform and enhanced light distribution. Low power consumption with quick response time means savings in electricity.

Bivar **R20BLU-F-0160** can be coupled with reflectors or lenses for optimal light distribution needs. Typical applications are automotive exterior lighting, decorative interior or exterior lighting, specialty stage lighting, and electronic signage.

| Part Number   | Material       | Emitted Color | Intensity Typ. mcd | Lens Color  | Viewing Angle |
|---------------|----------------|---------------|--------------------|-------------|---------------|
| R20BLU-F-0160 | InGaN/Sapphire | Blue          | 150                | Water Clear | 160°          |



### Outline Drawings Notes:

1. All dimensions are in inches [millimeters].
2. Standard tolerance:  $\pm 0.010$ " unless otherwise noted.
3. Tolerance of overall epoxy outline:  $\pm 0.020$ " unless otherwise noted.
4. Epoxy meniscus may extend to 0.060" max.



Bivar reserves the right to make changes at any time.

# 4-Pin Super Flux Blue LED Lamp R20BLU-F-0160



## Absolute Maximum Ratings

$T_A = 25^\circ\text{C}$  unless otherwise noted

|  |             |
|--|-------------|
| Power Dissipation  | 220 mW      |
| Forward Current ( DC )   | 50 mA       |
| Peak Forward Current <sup>1</sup>  | 100 mA      |
| Electrostatic Discharge ( Class1 )   | 2000 V      |
| Reverse Voltage  | 5 V         |
| Operating Temperature Range  | -25 ~ +80°C |
| Storage Temperature Range  | -30 ~ +80°C |
| Lead Soldering Temperature ( 3 mm from the base of the epoxy bulb ) <sup>2</sup> | 260°C       |

- Notes: 1. 10% Duty Cycle, Pulse Width  $\leq 0.1$  msec.  
2. Solder time less than 5 seconds at temperature extreme.

## Electrical Characteristics

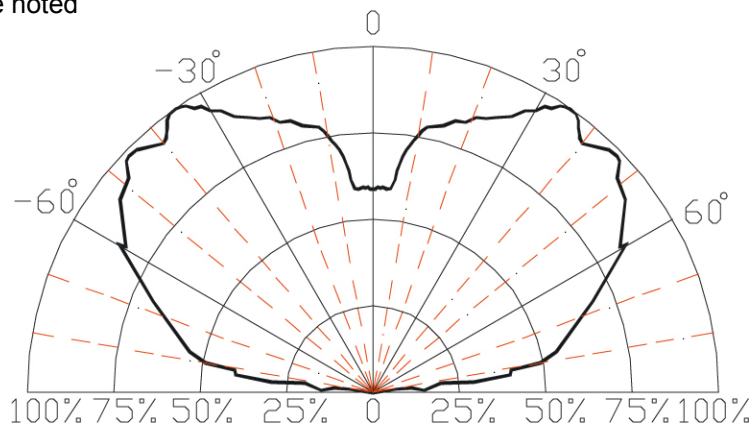
$T_A = 25^\circ\text{C}$  &  $I_F = 20$  mA unless otherwise noted

| Emitting Color | Forward Voltage (V) <sup>1</sup> |     |     | Recommend Forward Current (mA) | Reverse Current ( $\mu\text{A}$ )<br>$V_R=5\text{V}$ | Dominant Wavelength (nm) <sup>2</sup> |     | Luminous Intensity (mcd) <sup>3</sup> |     | Viewing Angle<br>$2\theta_{1/2}$ (deg) |
|----------------|----------------------------------|-----|-----|--------------------------------|--|---------------------------------------|-----|---------------------------------------|-----|--|
|                | MIN                              | TYP | MAX | TYP                            | MAX  | MIN                                   | MAX | MIN                                   | TYP | TYP                                    |
| Blue           | 3.0                              | 3.4 | 3.8 | 20                             | 10   | 465                                   | 475 | 100                                   | 150 | 160                                    |

- Notes: 1. Tolerance of Forward Voltage :  $\pm 0.05\text{V}$ .  
2. Tolerance of Dominant Wavelength :  $\pm 0.1\text{nm}$ .  
3. Tolerance of Luminous Intensity :  $\pm 15\%$ .

## Directivity Radiation

$T_A = 25^\circ\text{C}$  unless otherwise noted



Relative Luminous Intensity vs. Radiation Angle

Bivar reserves the right to make changes at any time.

# 4-Pin Super Flux Blue LED Lamp R20BLU-F-0160



## Typical Electrical / Optical Characteristics Curves

$T_A = 25^\circ\text{C}$  unless otherwise noted

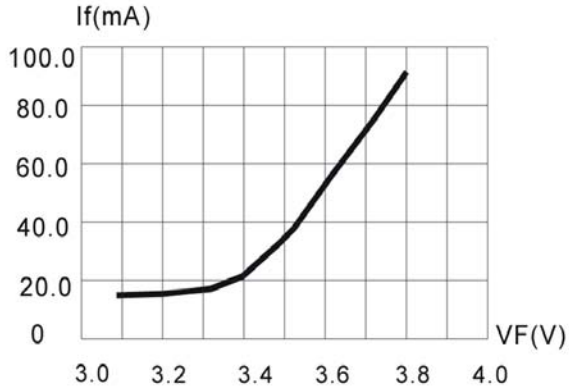


Fig.1 Forward Current vs. Forward Voltage

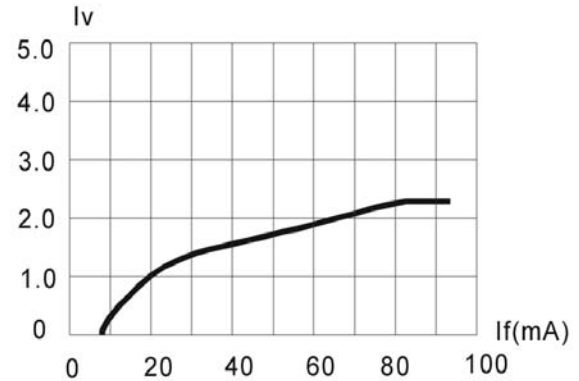


Fig.2 Relative Luminous Intensity vs. Forward Current

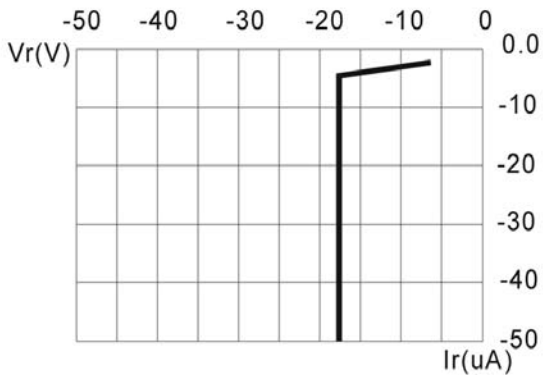


Fig.3 Reverse Current vs. Reverse Voltage

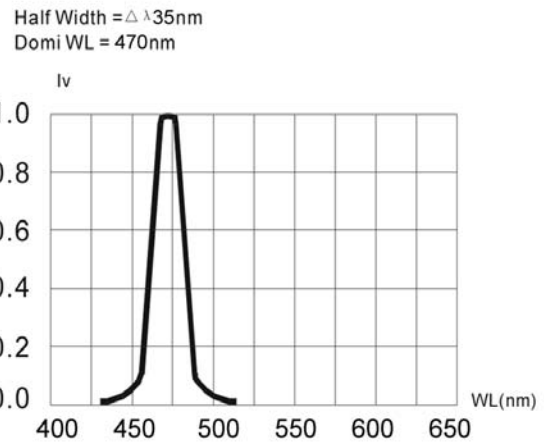


Fig.4 Relative Luminous Intensity vs. Wavelength

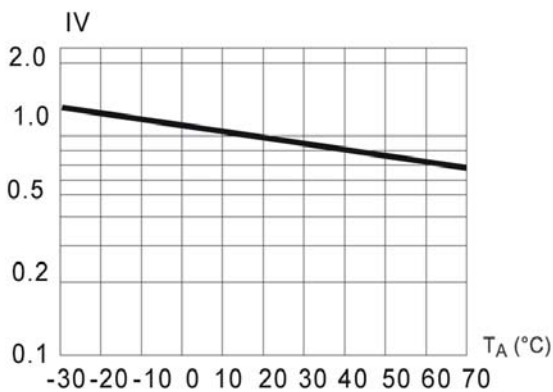


Fig.5 Relative Luminous Intensity vs. Ambient Temperature

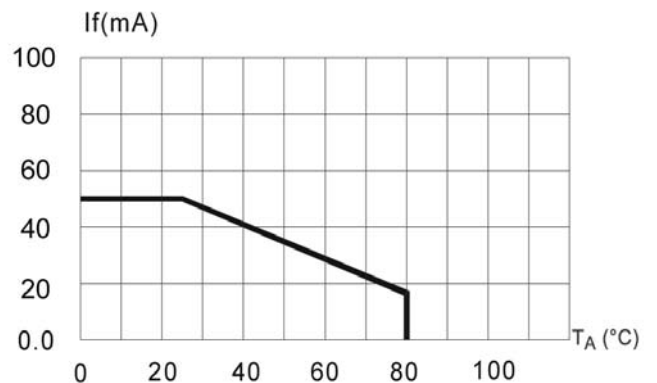


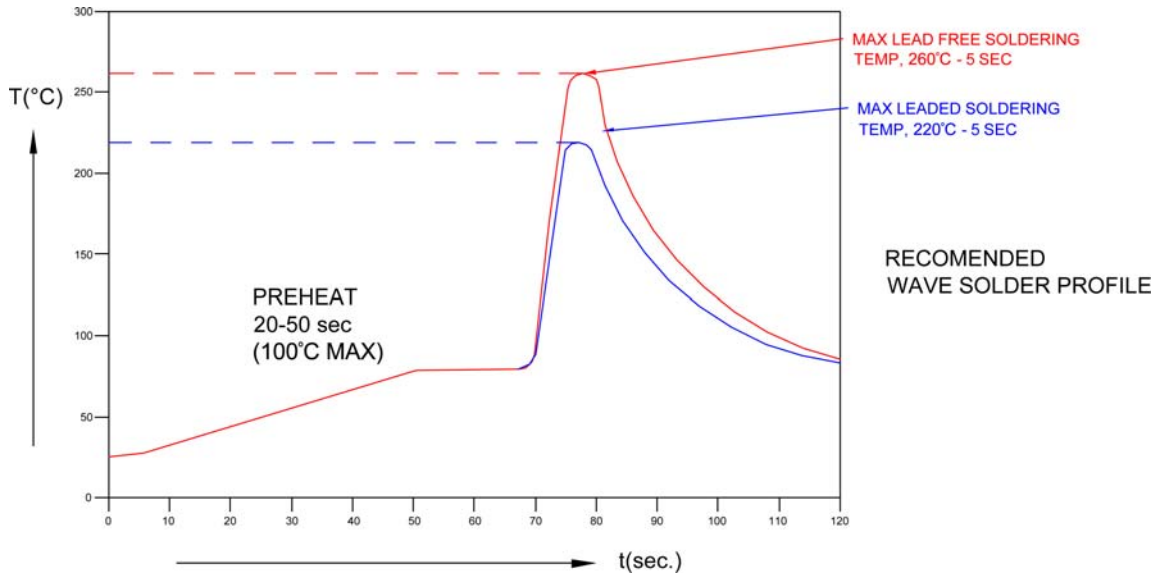
Fig.6 Maximum Forward Current vs. Ambient Temperature

Bivar reserves the right to make changes at any time.

# 4-Pin Super Flux Blue LED Lamp R20BLU-F-0160



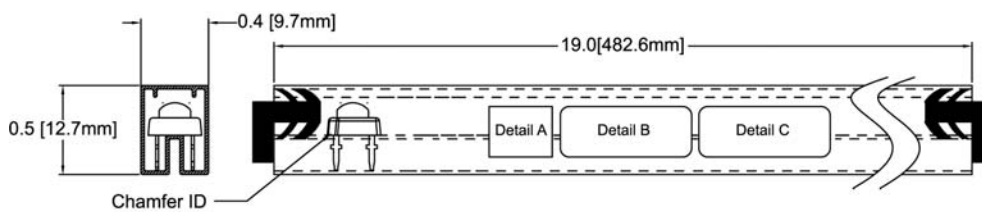
## Recommended Soldering Conditions



| Recommended Lead Free Wave Soldering Profile   |   |
|--|---|
| Preheat Temperature: 100°C Max.  | Peak Temperature: 260°C Max.            |
| Preheat Time: 20 ~ 50 Seconds  | Solder Time Above 217°C: 5 Seconds Max. |
| Note: Turn off top heater at preheat to prevent the lamp body directly exposed to the heat source. |   |

## Packaging and Labeling Plan

Bivar Orca R series Super Flux LEDs are packaged in tubes, each of which contains 60 LEDs; and each tube contains a rubber stopper at each end.



Note: 60 pcs Max./Antistatic Tube



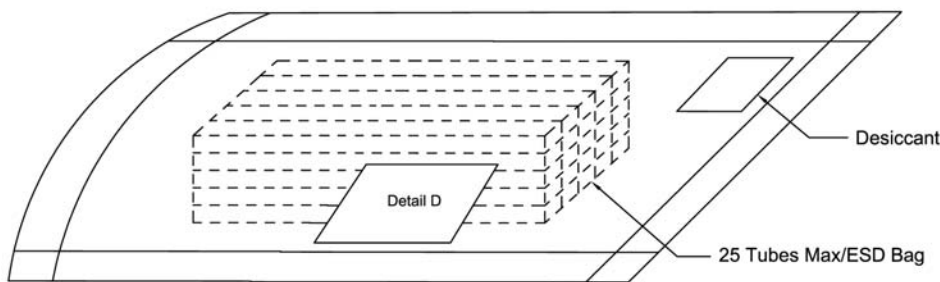
Detail A

|               |                   |
|---------------|-------------------|
| BIVAR INC.    |                   |
| PO No.:XXXXXX | PN: RXXXXX-X-XXXX |

Detail B

|               |             |                 |
|---------------|-------------|-----------------|
| BIN: XXXX     | VF: X.X-X.X | QYT: 60 PCS     |
| XXXX-XXXX mcd | XXX-XXX nm  | DATE:XXXX/XX/XX |

Detail C



Note: 1500 pcs Max/ESD bag

|                                 |  |
|---------------------------------|--|
| <b>Bivar, Inc.</b> MSL 1        |  |
| 4 Thomas, Irvine, CA 92618-2593 |  |
| LOT: XXX.XXXXX.XX               |  |
|                                 |  |
| Part: <b>RXXXXX-X-XXXX</b>      |  |
| Quantity: <b>1.5</b>            |  |

Detail D

Bivar reserves the right to make changes at any time.

Компания «Life Electronics» занимается поставками электронных компонентов импортного и отечественного производства от производителей и со складов крупных дистрибьюторов Европы, Америки и Азии.

С конца 2013 года компания активно расширяет линейку поставок компонентов по направлению коаксиальный кабель, кварцевые генераторы и конденсаторы (керамические, пленочные, электролитические), за счёт заключения дистрибьюторских договоров

Мы предлагаем:

- Конкурентоспособные цены и скидки постоянным клиентам.
- Специальные условия для постоянных клиентов.
- Подбор аналогов.
- Поставку компонентов в любых объемах, удовлетворяющих вашим потребностям.
- Приемлемые сроки поставки, возможна ускоренная поставка.
- Доставку товара в любую точку России и стран СНГ.
- Комплексную поставку.
- Работу по проектам и поставку образцов.
- Формирование склада под заказчика.
- Сертификаты соответствия на поставляемую продукцию (по желанию клиента).
- Тестирование поставляемой продукции.
- Поставку компонентов, требующих военную и космическую приемку.
- Входной контроль качества.
- Наличие сертификата ISO.

В составе нашей компании организован Конструкторский отдел, призванный помогать разработчикам, и инженерам.

Конструкторский отдел помогает осуществить:

- Регистрацию проекта у производителя компонентов.
- Техническую поддержку проекта.
- Защиту от снятия компонента с производства.
- Оценку стоимости проекта по компонентам.
- Изготовление тестовой платы монтаж и пусконаладочные работы.



Тел: +7 (812) 336 43 04 (многоканальный)

Email: [org@lifeelectronics.ru](mailto:org@lifeelectronics.ru)